



Knappa Pre-K School

Immunization and Exemption Rates Report PreK

Year 2022-2023
Report HLT627

School Name Knappa Pre-K School	School Type Public / Charter School	Address
Contact Person Katie Montgomery	Phone:	City, State, Zipcode
District Name Knappa School District	Date of Report 02/22/2023	Assessment Date 02/22/2023
School Grades PK		

Number of Students Enrolled **: 15
Percent of Students with no immunization or exemption record: 0.00 %
Percent of Students with a medical exemption for one or more vaccines: 0.00 %

	Percent Vaccinated *	Percent missing one or more doses because of a non-medical exemption *
DTap/Tdap	93.33 %	6.67 %
Polio	93.33 %	6.67 %
Varicella	93.33 %	6.67 %
Measles	93.33 %	6.67 %
Mumps	93.33 %	6.67 %
Rubella	93.33 %	6.67 %
Hepatitis B	100.00 %	0.00 %
Hepatitis A	93.33 %	6.67 %
Hib	93.33 %	6.67 %
All	93.33 %	0.00 %

* Not all immunizations are required for all grades. These numbers may not total to 100% if some student have medical exemptions, or are incomplete or in the process with immunizations but not need an exemption because they are on schedule.

** There is/are also 0 student(s) enrolled for who immunizations are not required to be reported because their records are tracked by another site or they attend fewer than 5 days per year.



Hilda Lahti Elementary School Immunization and Exemption Rates Report K-12

Year 2022-2023
Report HLT628

School Name Hilda Lahti Elementary School	School Type Public / Charter School	Address 41535 Old Hwy 30
Contact Person Katie Montgomery	Phone:	City, State, Zipcode Astoria, OR 97103
District Name Knappa School District	Date of Report 02/22/2023	Assessment Date 02/22/2023
School Grades KG,01,02,03,04,05		

Number of Students Enrolled **: 204
Percent of Students with no immunization or exemption record: 0.00 %
Percent of Students with a medical exemption for one or more vaccines: 0.00 %

	Percent Vaccinated *	Percent missing one or more doses because of a non-medical exemption *
DTap/Tdap	95.10 %	3.92 %
Polio	96.08 %	3.92 %
Varicella	97.06 %	2.94 %
Measles	95.59 %	4.41 %
Mumps	97.06 %	2.94 %
Rubella	97.06 %	2.94 %
Hepatitis B	96.08 %	2.94 %
Hepatitis A	94.12 %	4.41 %
All Vaccines	93.14 %	2.45 %

* Not all immunizations are required for all grades. These numbers may not total to 100% if some student have medical exemptions, or are incomplete or in the process with immunizations but not need an exemption because they are on schedule.

** There is/are also 0 student(s) enrolled for who immunizations are not required to be reported because their records are tracked by another site or they attend fewer than 5 days per year.



Hilda Lahti Junior High

Immunization and Exemption Rates Report K-12

Year 2022-2023
Report HLT628

School Name Hilda Lahti Junior High	School Type Public / Charter School	Address 41535 Old Highway 30
Contact Person Katie Montgomery	Phone:	City, State, Zipcode Astoria, OR 97103
District Name Knappa School District	Date of Report 02/22/2023	Assessment Date 02/22/2023
School Grades 06,07,08		

Number of Students Enrolled **: 108
Percent of Students with no immunization or exemption record: 0.00 %
Percent of Students with a medical exemption for one or more vaccines: 0.00 %

	Percent Vaccinated *	Percent missing one or more doses because of a non-medical exemption *
DTap/Tdap	93.52 %	6.48 %
Polio	96.30 %	3.70 %
Varicella	95.37 %	4.63 %
Measles	95.37 %	4.63 %
Mumps	95.37 %	4.63 %
Rubella	95.37 %	4.63 %
Hepatitis B	94.44 %	5.56 %
Hepatitis A	93.52 %	5.56 %
All Vaccines	90.74 %	3.70 %

* Not all immunizations are required for all grades. These numbers may not total to 100% if some student have medical exemptions, or are incomplete or in the process with immunizations but not need an exemption because they are on schedule.

** There is/are also 0 student(s) enrolled for who immunizations are not required to be reported because their records are tracked by another site or they attend fewer than 5 days per year.



Knappa High School

Immunization and Exemption Rates Report K-12

Year 2022-2023
Report HLT628

School Name Knappa High School	School Type Public / Charter School	Address 41535 Old Hwy 30
Contact Person Katie Montgomery	Phone:	City, State, Zipcode Astoria, OR 97103
District Name Knappa School District	Date of Report 02/22/2023	Assessment Date 02/22/2023
School Grades 09,10,11,12		

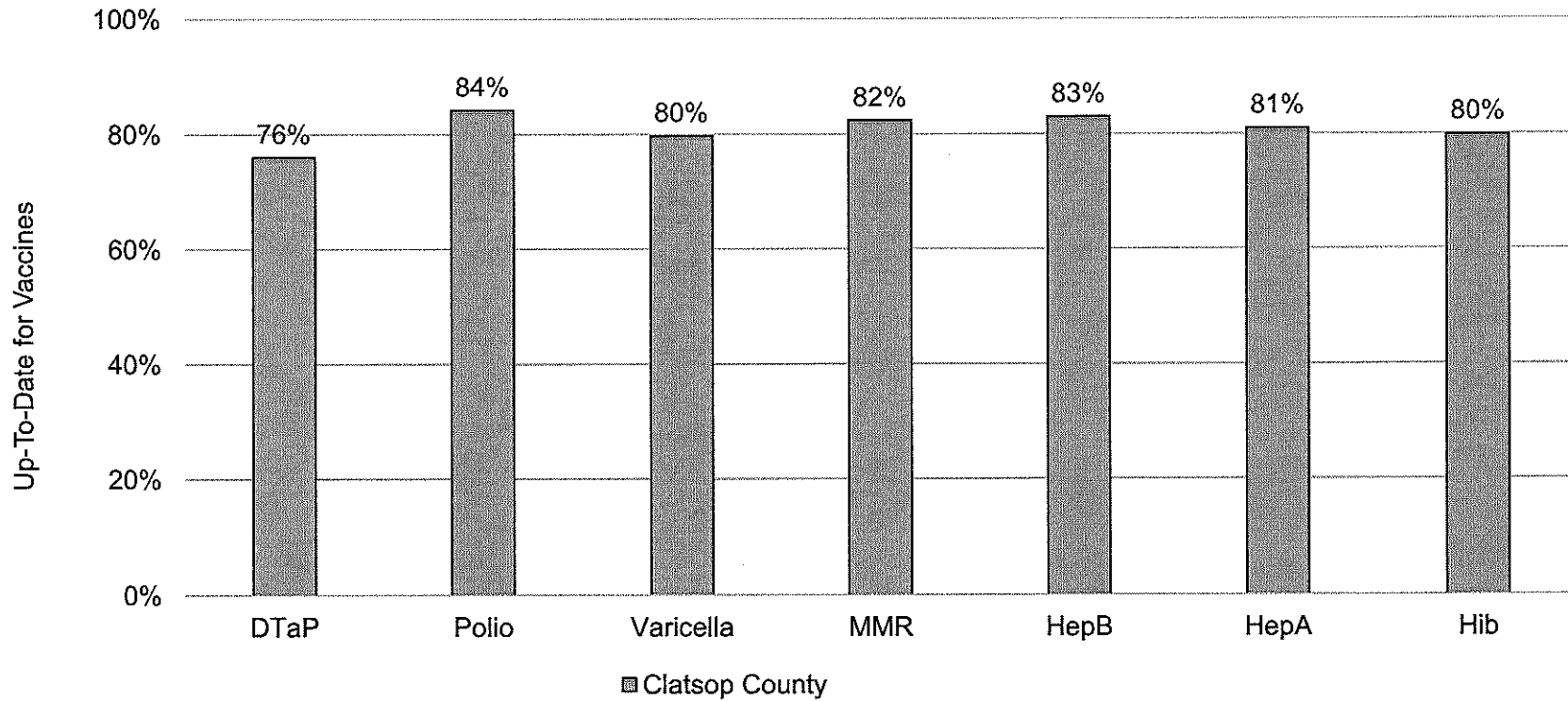
Number of Students Enrolled **: 137
Percent of Students with no immunization or exemption record: 0.00 %
Percent of Students with a medical exemption for one or more vaccines: 0.00 %

	Percent Vaccinated *	Percent missing one or more doses because of a non-medical exemption *
DTap/Tdap	96.35 %	3.65 %
Polio	98.54 %	1.46 %
Varicella	98.54 %	1.46 %
Measles	99.27 %	0.73 %
Mumps	99.27 %	0.73 %
Rubella	99.27 %	0.73 %
Hepatitis B	97.81 %	1.46 %
Hepatitis A	97.08 %	2.19 %
All Vaccines	94.89 %	0.73 %

* Not all immunizations are required for all grades. These numbers may not total to 100% if some student have medical exemptions, or are incomplete or in the process with immunizations but not need an exemption because they are on schedule.

** There is/are also 0 student(s) enrolled for who immunizations are not required to be reported because their records are tracked by another site or they attend fewer than 5 days per year.

How many kids younger than school-age* are up-to-date on vaccines in your county?



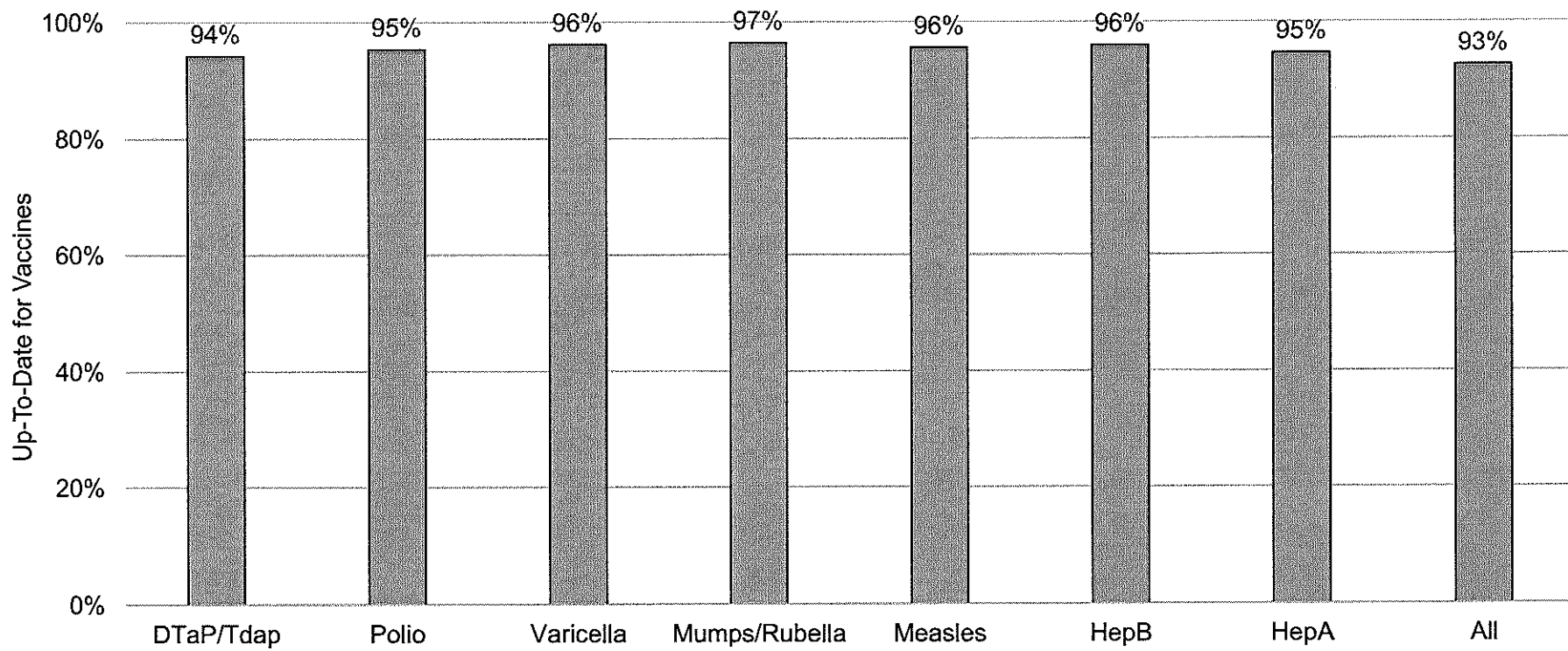
*Children age 19 months as of 01/12/2022 through 5 years as of 09/01/2021

Assessment date: 05/02/2022

Data source: Oregon Alert IIS



How many school-age kids* are up-to-date on vaccines in your county?



*Kindergarten through 12th grade

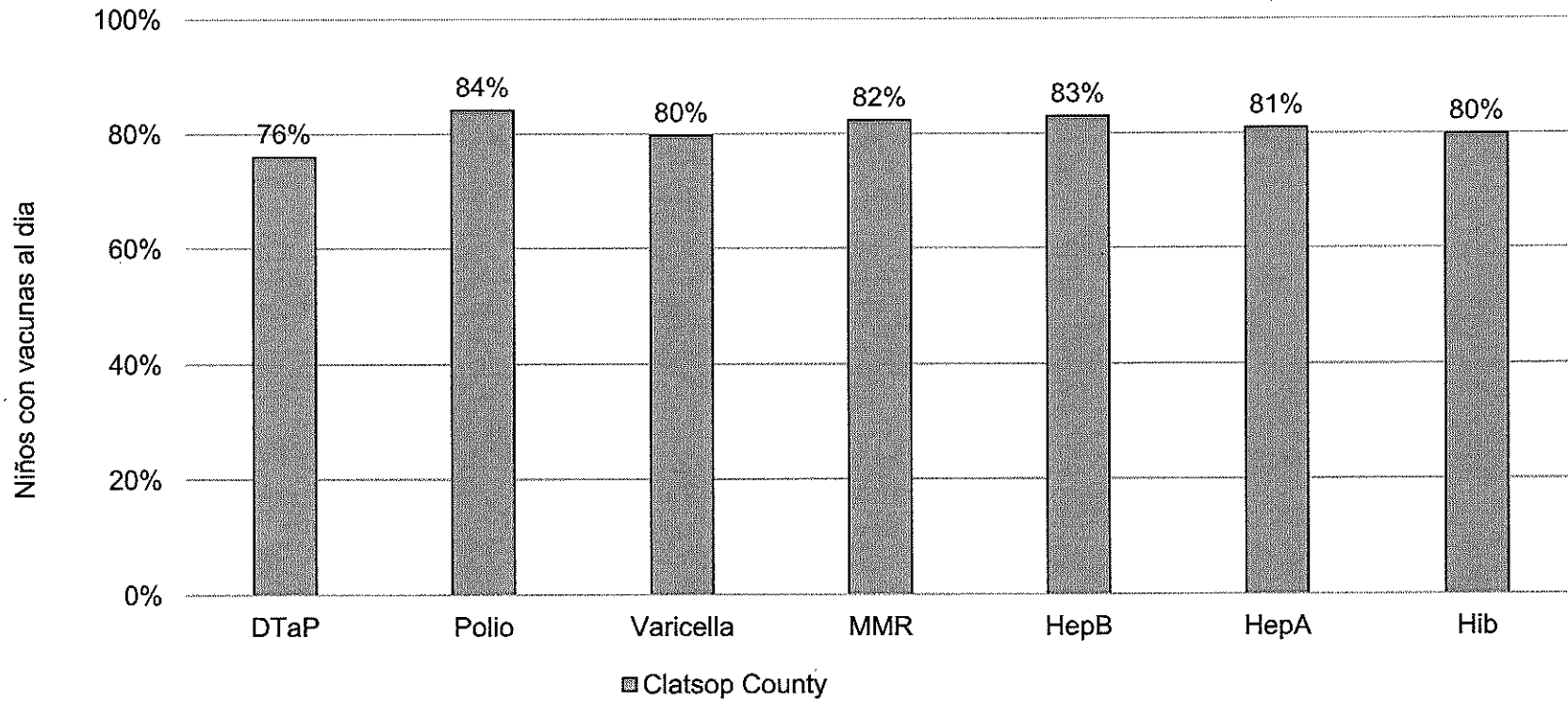
Assessment date: 05/02/2022

Data source: Immunization Primary Review Summary Reports

■ Clatsop County



Cuántos niños menores de edad escolar* están al día con vacunas en su condado?



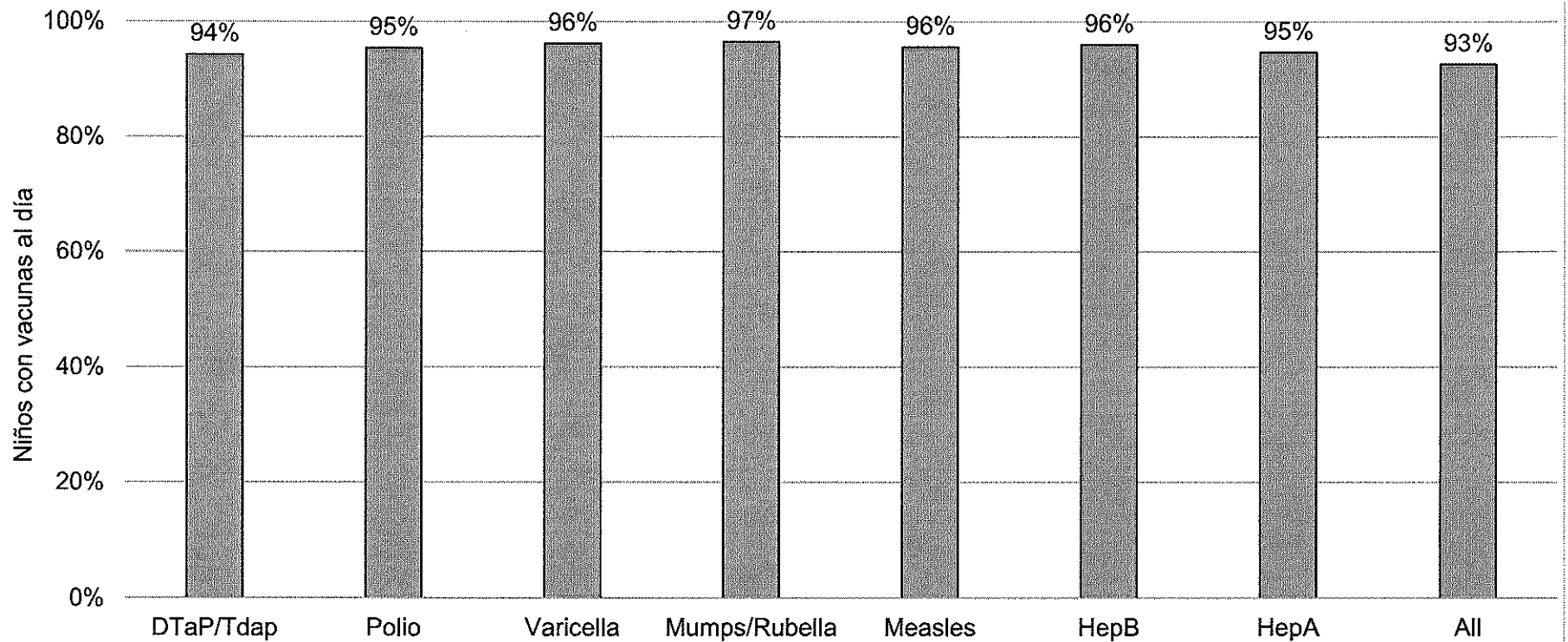
*Niños de 19 meses de edad en 12/01/2022 hasta 5 años de edad efectivo 01/09/2021

Fecha de evaluación: 02/05/2022

Fuente de datos: Oregon Alert IIS



¿Cuántos niños en edad escolar* están al día con las vacunas en su condado?



■ Clatsop County

*Jardín de infancia hasta el grado 12

Fecha de evaluación: 02/05/2022

Fuente de datos: Informes de Resumen de Inmunización Primaria

