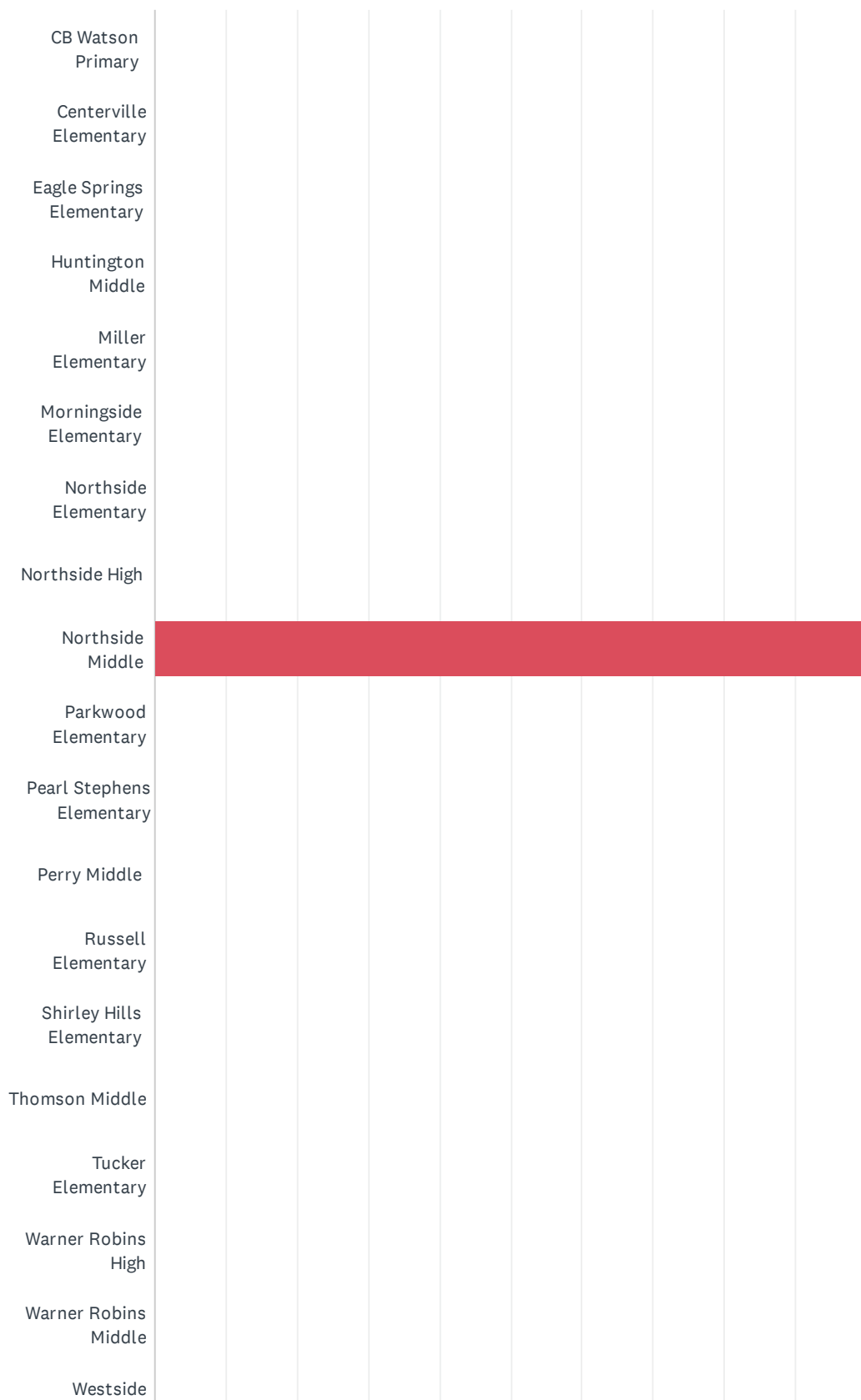
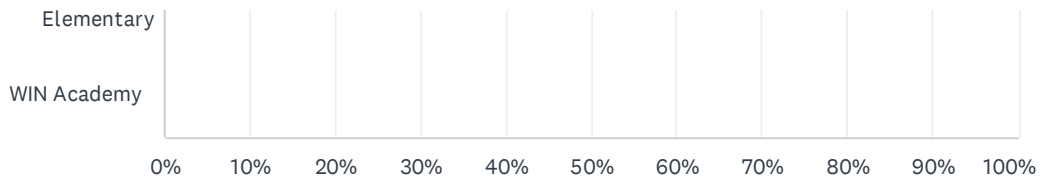


Q1 My child attends:

Answered: 23 Skipped: 0



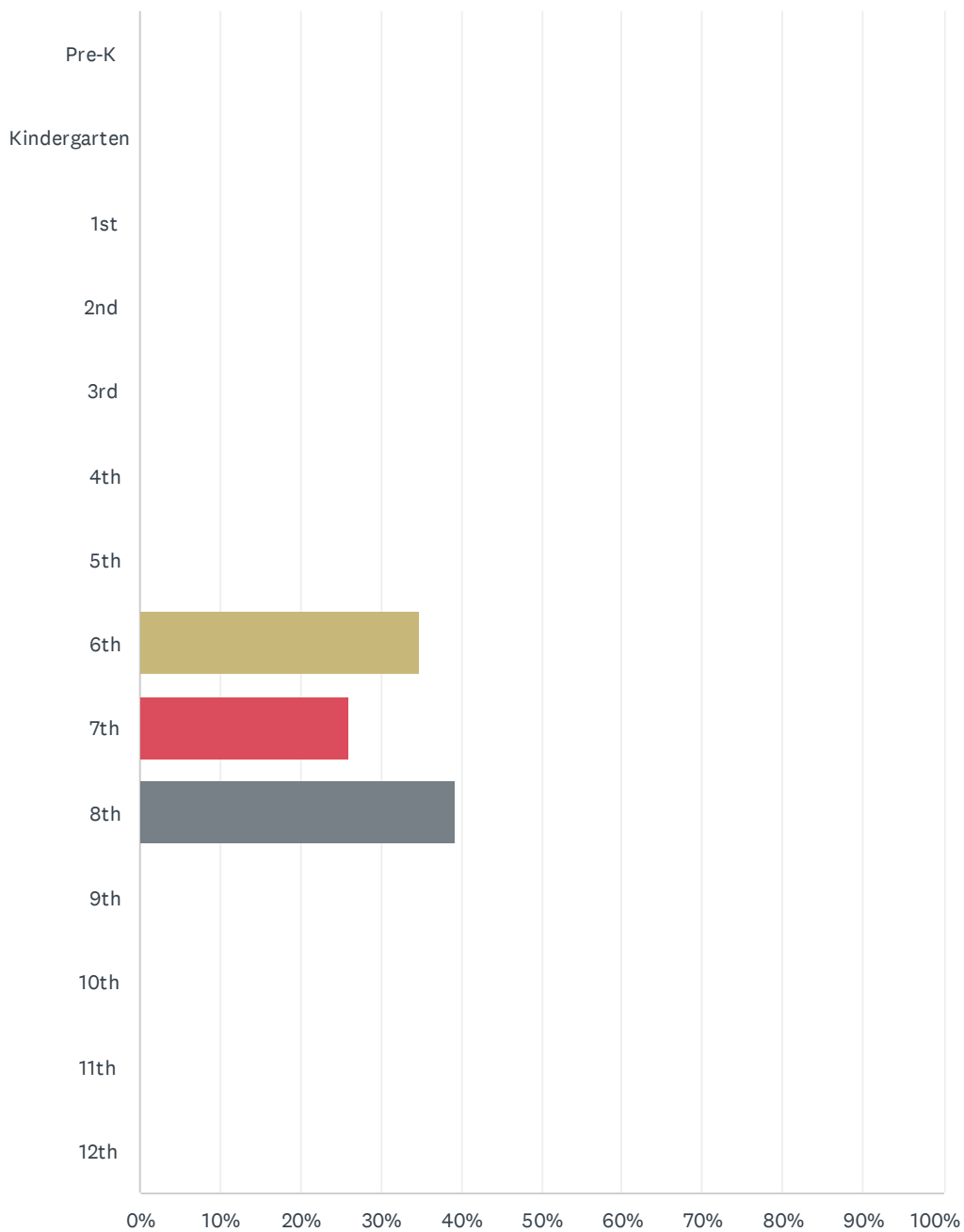
Houston County Title I Parent Satisfaction Survey



ANSWER CHOICES	RESPONSES	
CB Watson Primary	0.00%	0
Centerville Elementary	0.00%	0
Eagle Springs Elementary	0.00%	0
Huntington Middle	0.00%	0
Miller Elementary	0.00%	0
Morningside Elementary	0.00%	0
Northside Elementary	0.00%	0
Northside High	0.00%	0
Northside Middle	100.00%	23
Parkwood Elementary	0.00%	0
Pearl Stephens Elementary	0.00%	0
Pery Middle	0.00%	0
Russell Elementary	0.00%	0
Shirley Hills Elementary	0.00%	0
Thomson Middle	0.00%	0
Tucker Elementary	0.00%	0
Warner Robins High	0.00%	0
Warner Robins Middle	0.00%	0
Westside Elementary	0.00%	0
WIN Academy	0.00%	0
TOTAL		23

Q2 Child's grade level:

Answered: 23 Skipped: 0

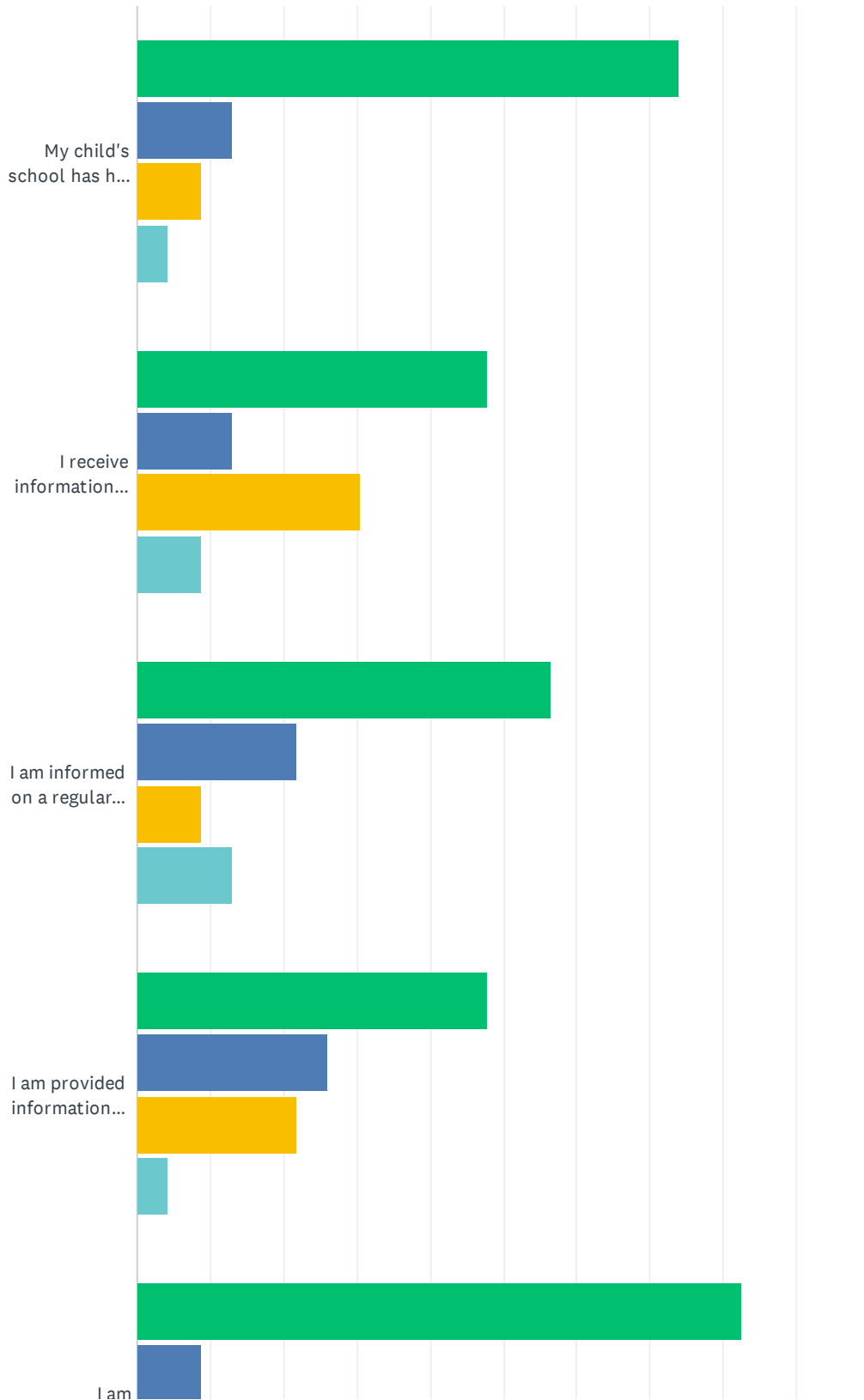


Houston County Title I Parent Satisfaction Survey

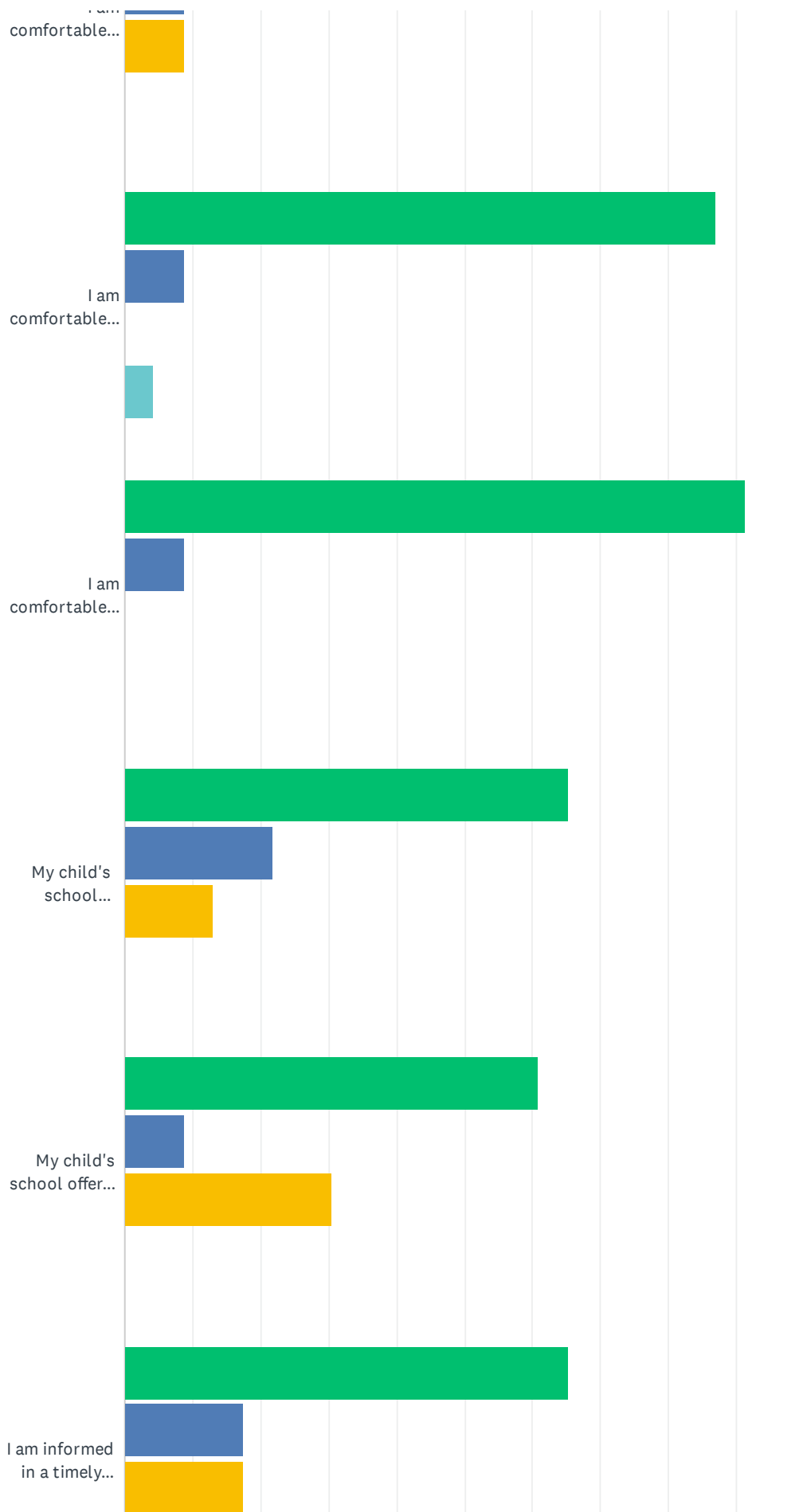
ANSWER CHOICES	RESPONSES	
Pre-K	0.00%	0
Kindergarten	0.00%	0
1st	0.00%	0
2nd	0.00%	0
3rd	0.00%	0
4th	0.00%	0
5th	0.00%	0
6th	34.78%	8
7th	26.09%	6
8th	39.13%	9
9th	0.00%	0
10th	0.00%	0
11th	0.00%	0
12th	0.00%	0
TOTAL		23

Q3 Please read each statement below and indicate how much you agree or disagree.

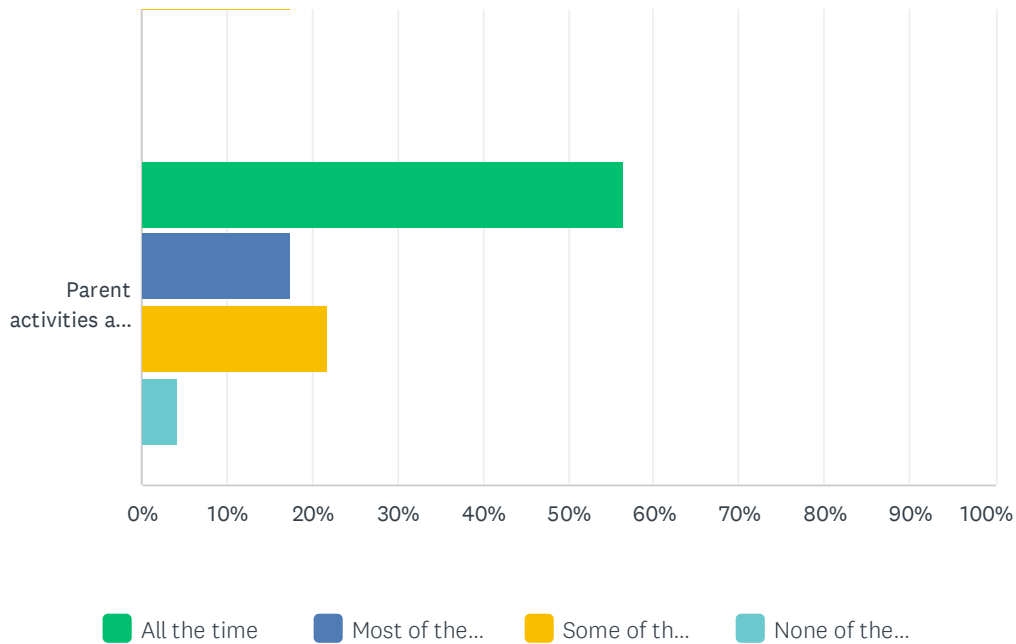
Answered: 23 Skipped: 0



Houston County Title I Parent Satisfaction Survey



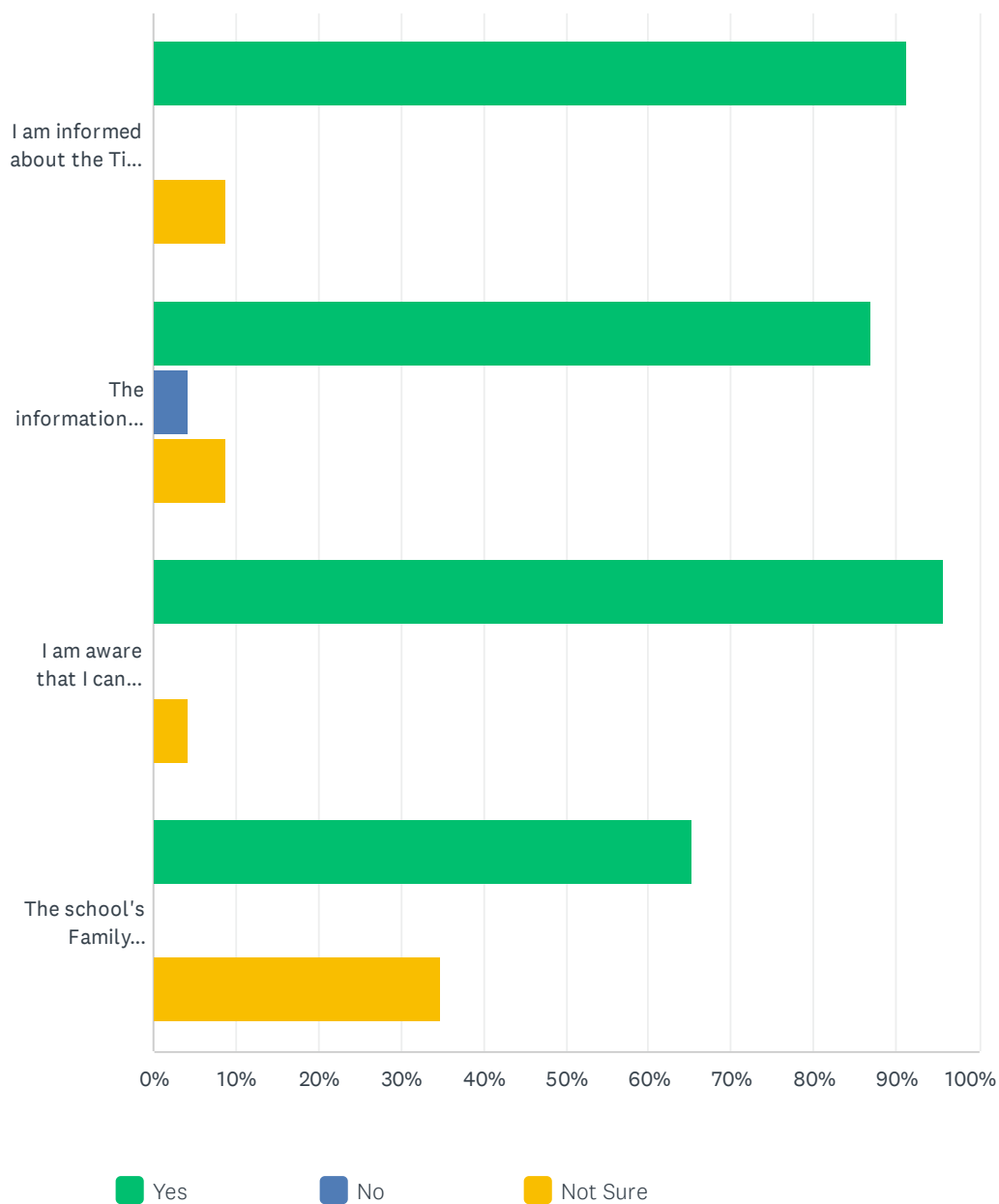
Houston County Title I Parent Satisfaction Survey



	ALL THE TIME	MOST OF THE TIME	SOME OF THE TIME	NONE OF THE TIME	TOTAL	WEIGHTED AVERAGE
My child's school has high expectations for student achievement.	73.91% 17	13.04% 3	8.70% 2	4.35% 1	23	1.43
I receive information about grade-level standards and the academic requirements for my child's grade level.	47.83% 11	13.04% 3	30.43% 7	8.70% 2	23	2.00
I am informed on a regular basis about my child's academic progress.	56.52% 13	21.74% 5	8.70% 2	13.04% 3	23	1.78
I am provided information about testing/assessments and student data.	47.83% 11	26.09% 6	21.74% 5	4.35% 1	23	1.83
I am comfortable communicating with administrators at my child's school.	82.61% 19	8.70% 2	8.70% 2	0.00% 0	23	1.26
I am comfortable communicating with my child's teacher(s).	86.96% 20	8.70% 2	0.00% 0	4.35% 1	23	1.22
I am comfortable communicating with front office staff at my child's school.	91.30% 21	8.70% 2	0.00% 0	0.00% 0	23	1.09
My child's school encourages parental engagement.	65.22% 15	21.74% 5	13.04% 3	0.00% 0	23	1.48
My child's school offers workshops or activities (in-person or virtually) that educate/inform parents about curriculum and how to help improve students' success in school.	60.87% 14	8.70% 2	30.43% 7	0.00% 0	23	1.70
I am informed in a timely manner about parent activities and events.	65.22% 15	17.39% 4	17.39% 4	0.00% 0	23	1.52
Parent activities and workshops are offered at various times.	56.52% 13	17.39% 4	21.74% 5	4.35% 1	23	1.74

Q4 Please read the following and respond to each.

Answered: 23 Skipped: 0

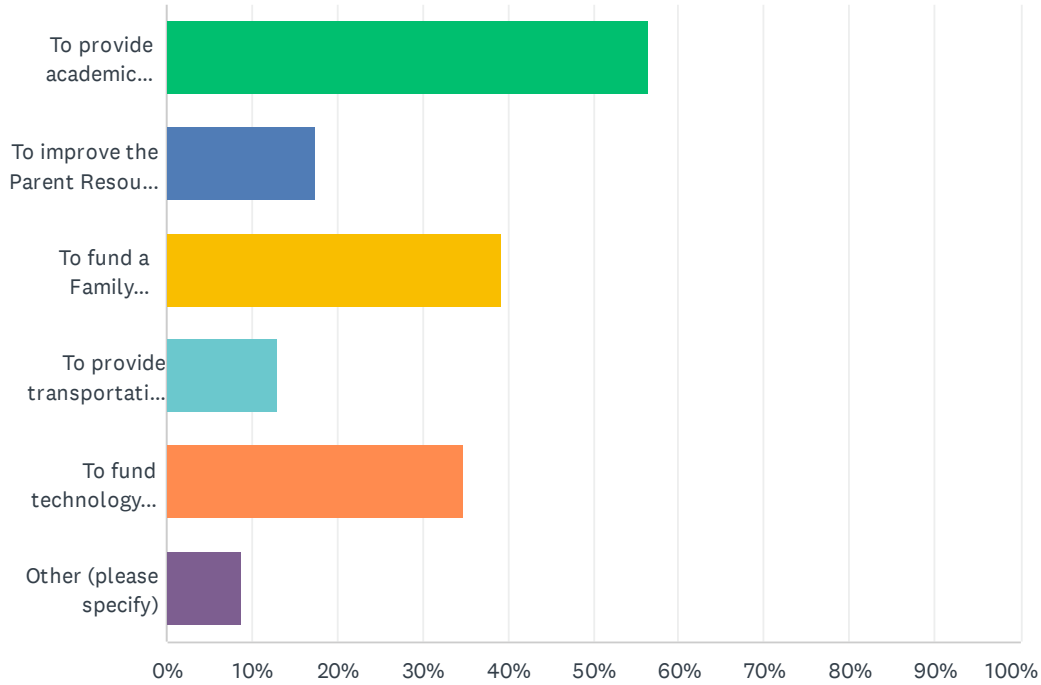


Houston County Title I Parent Satisfaction Survey

	YES	NO	NOT SURE	TOTAL	WEIGHTED AVERAGE
I am informed about the Title I program at my child's school and have access to the Title I Handbook containing The Connection- Parent Engagement Plan and School-Parent Compact.	91.30% 21	0.00% 0	8.70% 2	23	1.17
The information provided in the Parent Engagement Plan and School-Parent Compact is detailed and easy to understand.	86.96% 20	4.35% 1	8.70% 2	23	1.22
I am aware that I can participate in shared decision making opportunities through Parent Input Meetings, Parent Action Team Meetings, Parent-Teacher Conferences, and school/district surveys.	95.65% 22	0.00% 0	4.35% 1	23	1.09
The school's Family Engagement Liaison assists families, supports parent activities and is available for questions or concerns from parents.	65.22% 15	0.00% 0	34.78% 8	23	1.70

Q5 How would you like to see family engagement funds used? (check all that apply)

Answered: 23 Skipped: 0

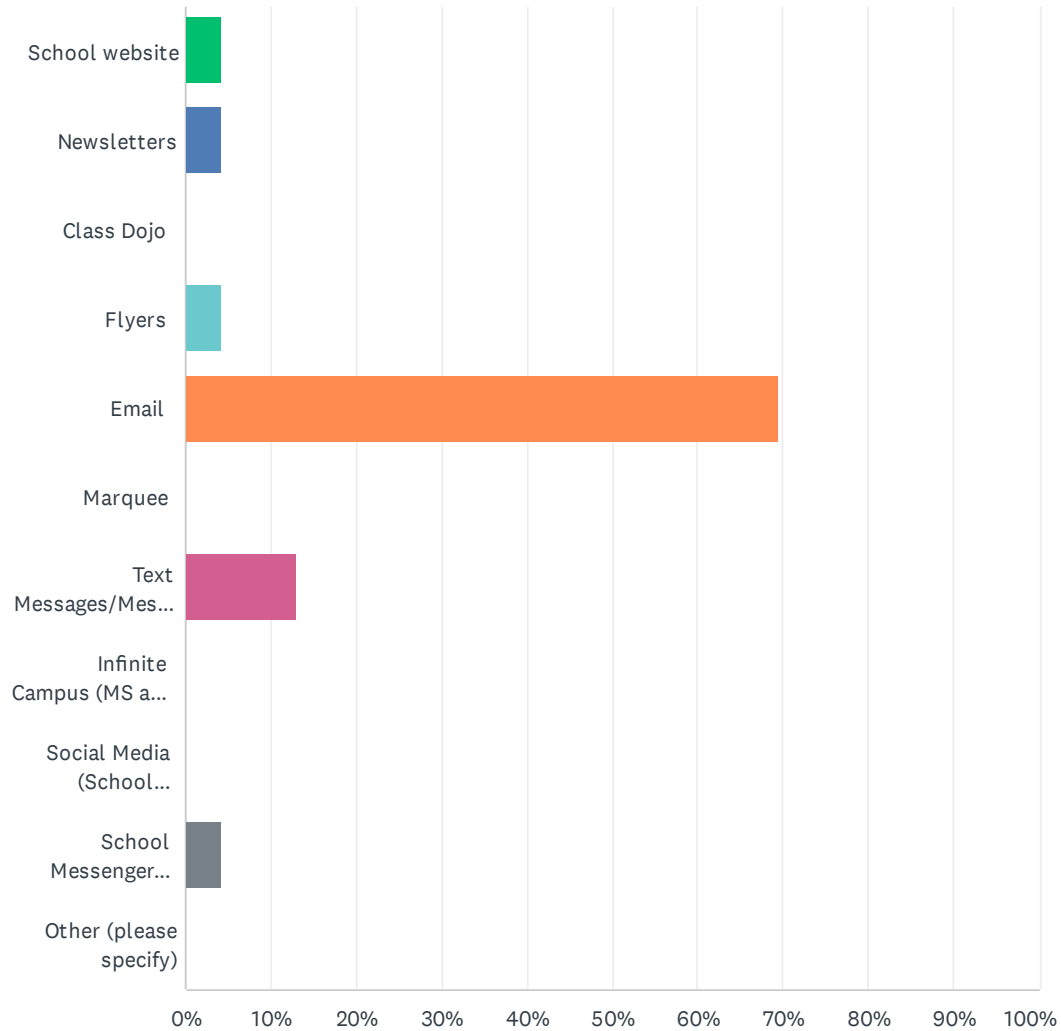


ANSWER CHOICES	RESPONSES
To provide academic materials for parents to use with their student at home.	56.52% 13
To improve the Parent Resource Center at the school.	17.39% 4
To fund a Family Engagement Liaison to plan and execute family engagement activities and events.	39.13% 9
To provide transportation assistance for parents to attend Title I events at school.	13.04% 3
To fund technology resources to support parental engagement.	34.78% 8
Other (please specify)	8.70% 2
Total Respondents: 23	

#	OTHER (PLEASE SPECIFY)	DATE
1	To fund band equipment and supplies.	1/31/2023 4:20 PM
2	I think that the kids need books even if it's a e-book.	1/31/2023 10:31 AM

Q6 What is the MAIN way you prefer your child's school to communicate information to you? Choose only ONE answer.

Answered: 23 Skipped: 0



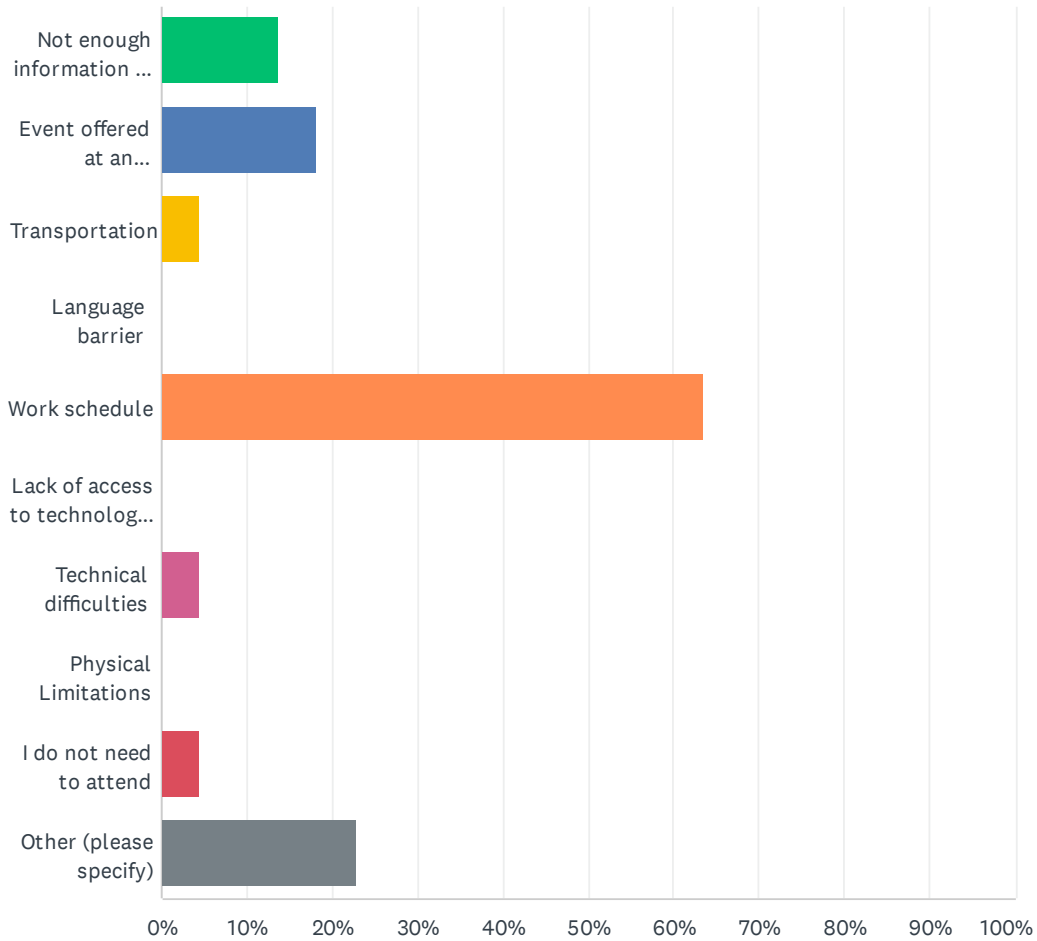
Houston County Title I Parent Satisfaction Survey

ANSWER CHOICES	RESPONSES	
School website	4.35%	1
Newsletters	4.35%	1
Class Dojo	0.00%	0
Flyers	4.35%	1
Email	69.57%	16
Marquee	0.00%	0
Text Messages/Messaging Apps	13.04%	3
Infinite Campus (MS and HS only)	0.00%	0
Social Media (School Facebook, Instagram or Twitter pages)	0.00%	0
School Messenger (Call-out System)	4.35%	1
Other (please specify)	0.00%	0
TOTAL		23

#	OTHER (PLEASE SPECIFY)	DATE
	There are no responses.	

Q7 If you have been unable to attend or participate in events hosted by your child's school, what limits your participation?

Answered: 22 Skipped: 1



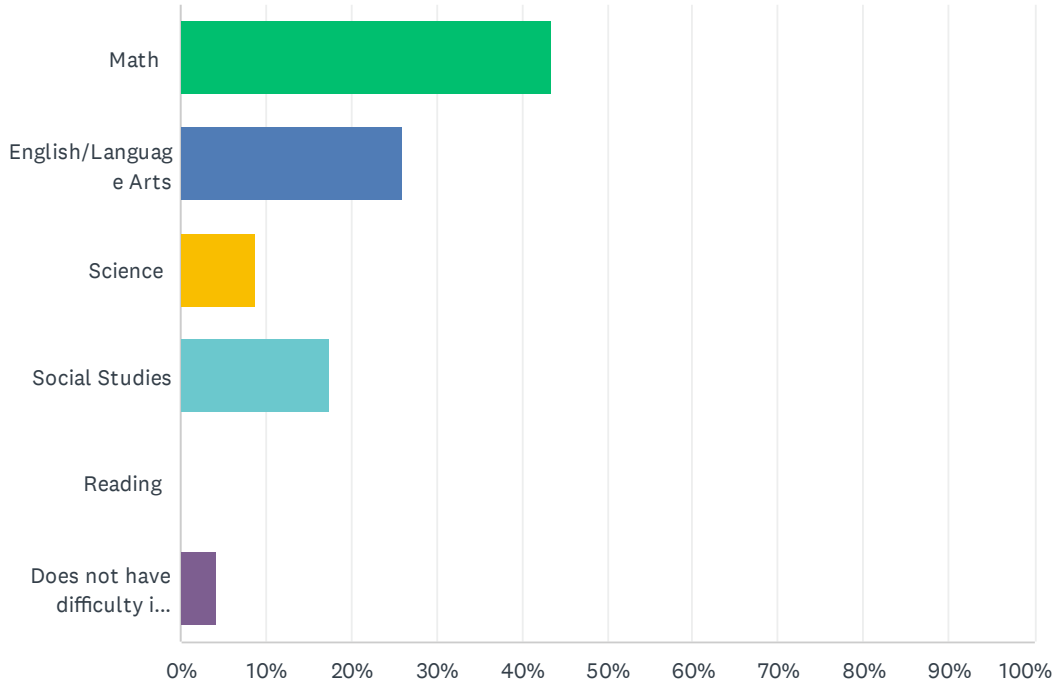
Houston County Title I Parent Satisfaction Survey

ANSWER CHOICES	RESPONSES	
Not enough information or notice is provided	13.64%	3
Event offered at an inconvenient time	18.18%	4
Transportation	4.55%	1
Language barrier	0.00%	0
Work schedule	63.64%	14
Lack of access to technology (computer, tablet or cell phone) or Internet access	0.00%	0
Technical difficulties	4.55%	1
Physical Limitations	0.00%	0
I do not need to attend	4.55%	1
Other (please specify)	22.73%	5
Total Respondents: 22		

#	OTHER (PLEASE SPECIFY)	DATE
1	Other activities like soccer guitar lessons	2/2/2023 7:37 PM
2	my health or the fact that im not aware of the event.	1/31/2023 4:58 PM
3	Only conflicting activities will keep me away.	1/31/2023 4:20 PM
4	Other scheduling conflicts	1/31/2023 10:59 AM
5	I attend	1/31/2023 10:45 AM

Q8 Choose the subject area you feel your student has the most difficulty mastering or has the greatest need for additional support.

Answered: 23 Skipped: 0



ANSWER CHOICES	RESPONSES	
Math	43.48%	10
English/Language Arts	26.09%	6
Science	8.70%	2
Social Studies	17.39%	4
Reading	0.00%	0
Does not have difficulty in any subject area	4.35%	1
TOTAL		23

Q9 How do you think teachers can better help your student in his/her area of greatest need as identified in Question 8?

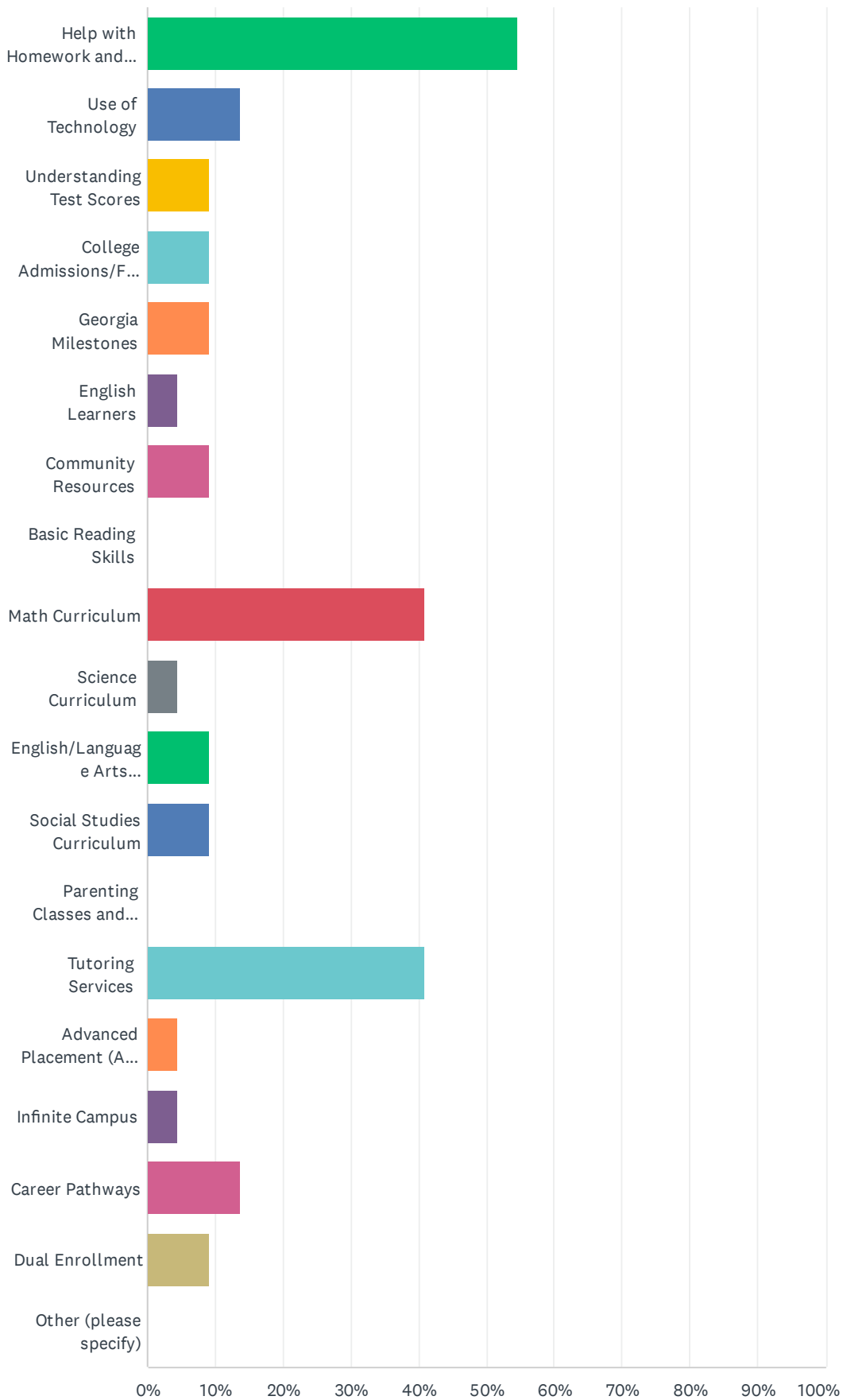
Answered: 16 Skipped: 7

#	RESPONSES	DATE
1	Teacher communication is scant at best. I've requested conferences in the past which have NEVER been scheduled.	2/16/2023 6:49 PM
2	More science study materials.	2/16/2023 6:03 PM
3	The teachers are already helping my son to improve.	2/16/2023 12:02 PM
4	Always be open minding about their struggle. Don't make them feel like the can't ask a question.	2/8/2023 2:22 PM
5	They are helping just fine	2/5/2023 10:58 PM
6	Offer tutoring, do not become frustrated when certain students ask questions	2/1/2023 9:51 PM
7	Ensure they are providing equity to all students and meet them where their needs are. Not just do what is easy for them.	2/1/2023 6:57 PM
8	Remediation and inform parents of what they can work on with them at home. (Weekly) On the Weekends...	1/31/2023 6:32 PM
9	communicate better with parents..	1/31/2023 4:58 PM
10	Tutoring after school that challenges student in their particular area of deficiency.	1/31/2023 4:20 PM
11	N/A	1/31/2023 3:36 PM
12	More homework	1/31/2023 3:21 PM
13	He mainly needs help with organization and time management	1/31/2023 10:59 AM
14	Spend one on one time with the ones who don't catch on as fast.	1/31/2023 10:31 AM
15	Encourage her to take her time.	1/31/2023 9:44 AM
16	I feel like the teachers should give the students more than one example of how to do what is being taught.	1/31/2023 9:29 AM

Q10 To help my student academically, I would benefit from receiving additional support in: (check all that apply).

Answered: 22 Skipped: 1

Houston County Title I Parent Satisfaction Survey



Houston County Title I Parent Satisfaction Survey

ANSWER CHOICES	RESPONSES	
Help with Homework and Study Skills	54.55%	12
Use of Technology	13.64%	3
Understanding Test Scores	9.09%	2
College Admissions/Financial Aid	9.09%	2
Georgia Milestones	9.09%	2
English Learners	4.55%	1
Community Resources	9.09%	2
Basic Reading Skills	0.00%	0
Math Curriculum	40.91%	9
Science Curriculum	4.55%	1
English/Language Arts Curriculum	9.09%	2
Social Studies Curriculum	9.09%	2
Parenting Classes and Resources (discipline, attendance, health and wellness, etc.)	0.00%	0
Tutoring Services	40.91%	9
Advanced Placement (AP) Courses	4.55%	1
Infinite Campus	4.55%	1
Career Pathways	13.64%	3
Dual Enrollment	9.09%	2
Other (please specify)	0.00%	0
Total Respondents: 22		

#	OTHER (PLEASE SPECIFY)	DATE
	There are no responses.	

Q11 What topics do you think teachers and administrators need to discuss or learn more about to better support your family and help your student be successful in school?

Answered: 11 Skipped: 12

#	RESPONSES	DATE
1	Communication that is fluid and proactive would be helpful. Topics centered on milestone targets or grade level expectations or trends would be potentially helpful.	2/16/2023 6:49 PM
2	Behavior.	2/16/2023 12:02 PM
3	Consequences for bullies	2/5/2023 10:58 PM
4	I like when we have direct communication by phone call with teachers in case of any concern about my son in the school (grades, discipline, tests, etc)	2/2/2023 7:37 PM
5	Having more patience and compassion for the students	2/1/2023 9:51 PM
6	Cultural Responsiveness	2/1/2023 6:57 PM
7	Engineering as a career. Course pathways to select for Mechanical Engineers.	1/31/2023 4:20 PM
8	N/A	1/31/2023 3:36 PM
9	Helping kids learn how to manage the multiple classes and classwork and staying organized	1/31/2023 10:59 AM
10	Math	1/31/2023 10:31 AM
11	Common core topics	1/31/2023 9:29 AM

Q12 Share additional comments or information that you feel would help our school improve.

Answered: 7 Skipped: 16

#	RESPONSES	DATE
1	Proactive email communication from teachers is completely absent at Northside Middle. I worry about the impact of what I perceive as a low quality public education my children have received at Northside Middle. My children seem unaware of current events and frequently deny receiving constructive feedback. The academic environment seems punitive, apathetic, and riddled with teacher burnout and frustration.	2/16/2023 6:49 PM
2	They need to make students that bully have consequences other than just speaking to the parents	2/5/2023 10:58 PM
3	The technology is every time changing and some parents like me sometimes is hard to understand everything I like traditional communication when we need sign up papers, or when we need any importan information easy way like a phone call	2/2/2023 7:37 PM
4	Thank you for asking parents.	1/31/2023 4:20 PM
5	N/A	1/31/2023 3:36 PM
6	Great school and teachers!	1/31/2023 10:59 AM
7	I think it is what more some of the parents can do because some students make it harder for others.	1/31/2023 10:31 AM