

Franklin County Upper Elementary
Summer Reading 2022
Due: Friday, August 12

Dear Families,

Summer break from school often means a break from reading. Research shows that students who never open a book during the summer often fall behind in reading. You can help your child avoid the “summer slide” by setting aside time each week for reading.

This summer FCUE students in grades four, five, and six are required to read ONE nonfiction book from the *Who Was*, *Who Is*, *What Was*, *What is*, *Where is*, or *I am* biography collections and complete one of the following projects: reading board/poster, Google Slide presentation, or a shoebox diorama. Students will present their project on **August 12th**. Here are some tips to help:

- There are hundreds of titles. Choose something or someone you're interested in learning more about.
- Books can be checked out at the school, public libraries, or purchased using the following websites: www.amazon.com, www.barnesandnoble.com, www.booksamillion.com, and other similar sites.
- Your child will be required to test on his/her book by August 12th as well, and in order to ensure a good grade they may come to FCUE during the summer and test as soon as they finish reading so that they do not forget the book.
- Encourage your child to read! Listening to your child read out loud to you is a great way to spend time with them and let them know that you take their education seriously.
- **Be sure to choose a book you have not previously read and tested on.**
Renaissance will not allow you to retest on an AR book.
 - 4th Grade: AR Level at least 3.5
 - 5th Grade: AR Level at least 4.5
 - 6th Grade: AR Level at least 5.5

This summer reading project will be your child’s first grade in his/her reading class for the school year. It will be calculated as such:

Presentation

+ AR book score

Divide by 2 = test score

Please follow the attached guidelines and *happy reading!*

Thank you,

FCUE Teachers

Summer Reading Choice Board

Complete one of the following projects 0112
for your summer reading book (1 Non-fiction book).
Projects due by Friday, August 12, 2022


Google Slide



Project Description:

Create a slideshow of at least 10 slides using your school google account.

Storyboard



Project Description:


Create a storyboard on a poster board or tri fold project board.

Book Diorama



Project Description:

Create a diorama using a shoebox or other type of box.




Project Checklist

- To prepare for your presentation, you will need to decide which facts will be the most interesting to share.
- Plan and organize your presentation so that you can portray your individual in an interesting way.
- Practice your presentation, be creative, have fun and **dress up** as your person or place. Dressing up will add 10 bonus points to your presentation!
- Know enough about who or what you read about to tell us about it rather than reading it to us; speak clearly, and look at your audience.

Information to include in your presentation:


Who Was/Who Is Book

- What is his/her name?
- When and where was he/she born?
- Why is he/she famous?
- What type of education did he/she receive?
- Who is/was the important people in his/her life?
- Two interesting facts about the person.
- Did you enjoy the book? Why or why not?



What Is/What Was Book

- When did the event take place?
- Where did the event take place?
- Why did it take place?
- Why is the event important?
- Who were the important people that played a part in this event?
- List two interesting facts about the event
- Did you enjoy the book? Why or why not?



Where is Book

- Where is the place located?
- When was it discovered or constructed?
- What is its purpose?
- Why is it important or how did it become a famous place?
- Two interesting facts about the place.
- Would you like to live in or visit this place? Why or why not?
- Did you enjoy the book? Why or why not?

