

HANKINSON PUBLIC SCHOOL

LONG-TERM PLANNING PUBLIC MEETING

MR. CHAD BENSON
SUPERINTENDENT

JUNE 13TH, 2022



INTRODUCTION AND PURPOSE

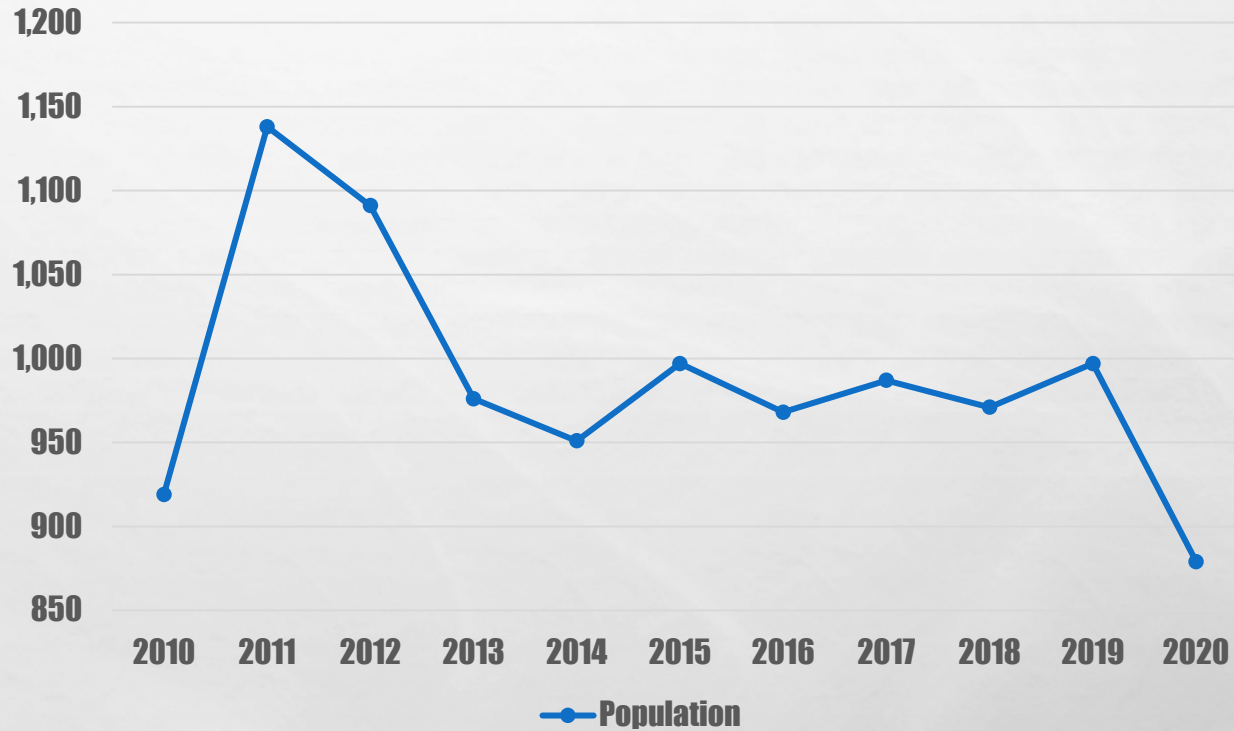
- PURSUANT TO NDCC 15.01-07 ALL SCHOOL BOARDS BETWEEN JAN. 1ST AND JUNE 30TH OF EACH EVEN-NUMBERED YEAR SHALL INVITE THE PUBLIC TO PARTICIPATE IN A PLANNING PROCESS ADDRESSING THE EFFECTS THAT DEMOGRAPHICS MIGHT HAVE ON THE DISTRICT IN THE ENSUING 3 AND 5 YEAR PERIODS.

POPULATION AND ENROLLMENT TRENDS



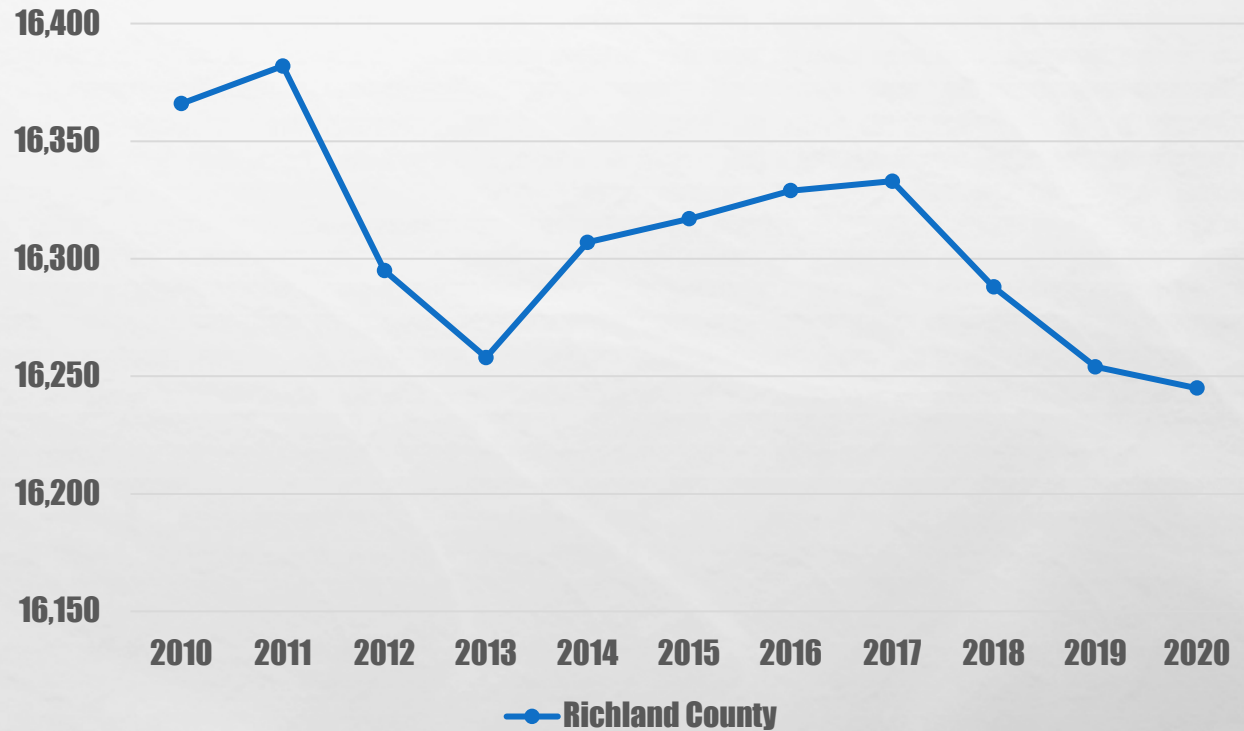
HANKINSON POPULATION TREND

Population

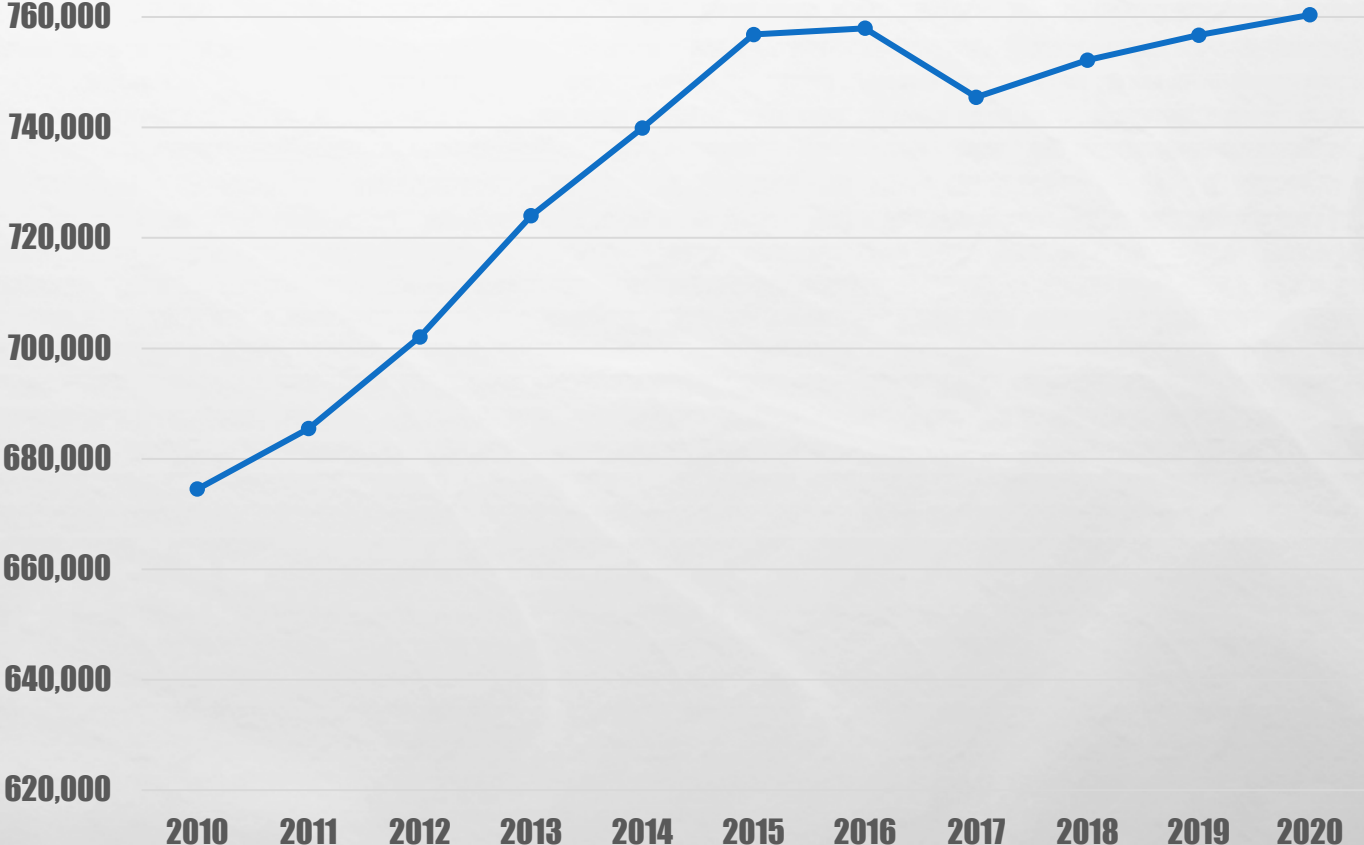


POPULATION CHANGE

Richland County



ND POPULATION TREND



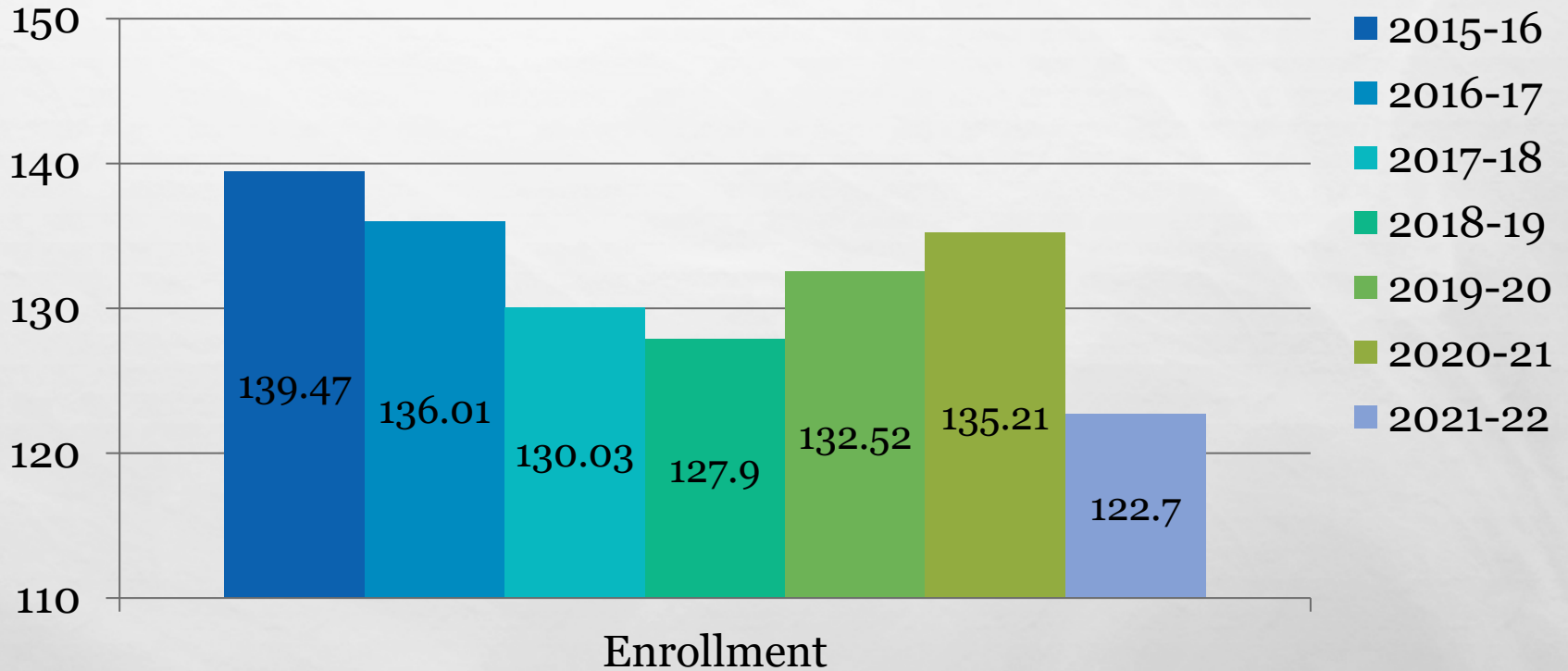
HANKINSON KINDERGARTEN

ADM 2014-15 – 2021-22, PROJECTED 2022-23



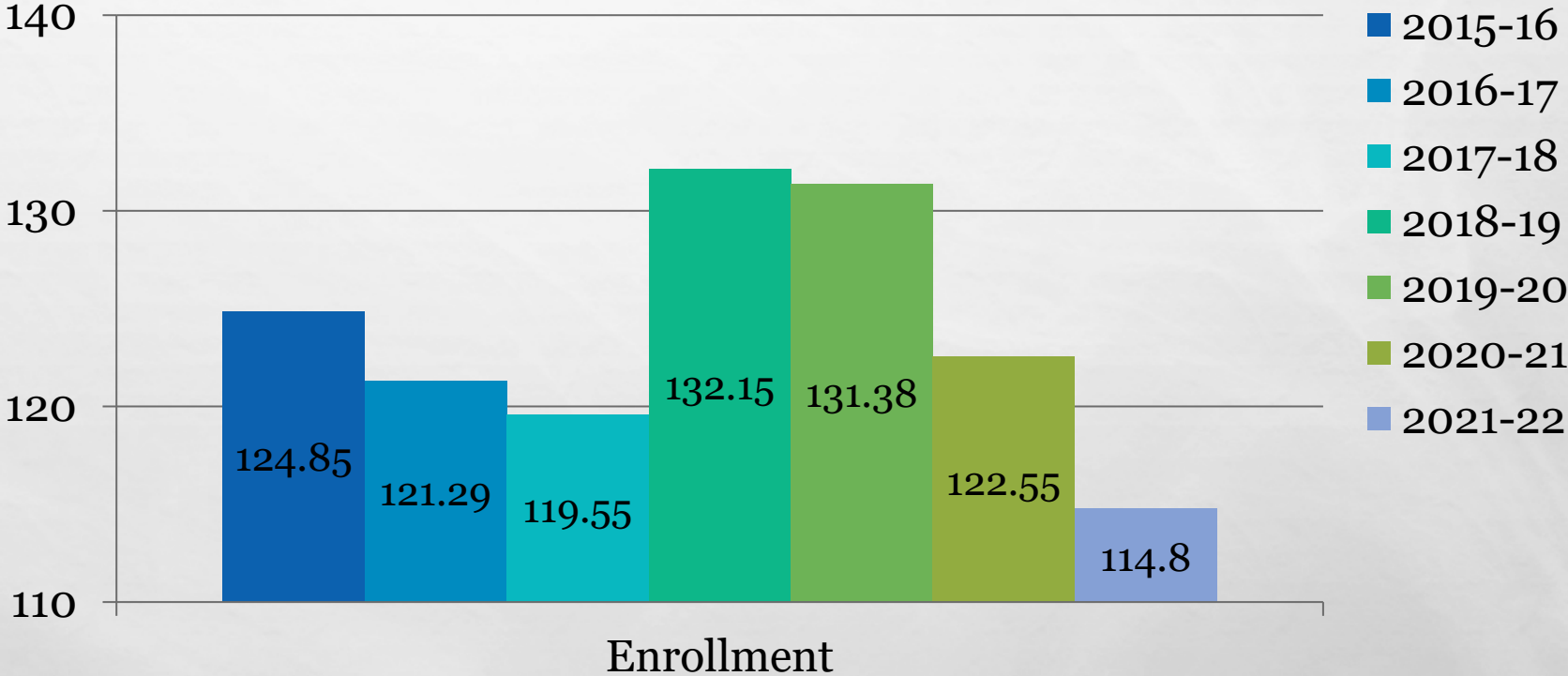
HANKINSON ELEMENTARY

AVERAGE DAILY MEMBERSHIP



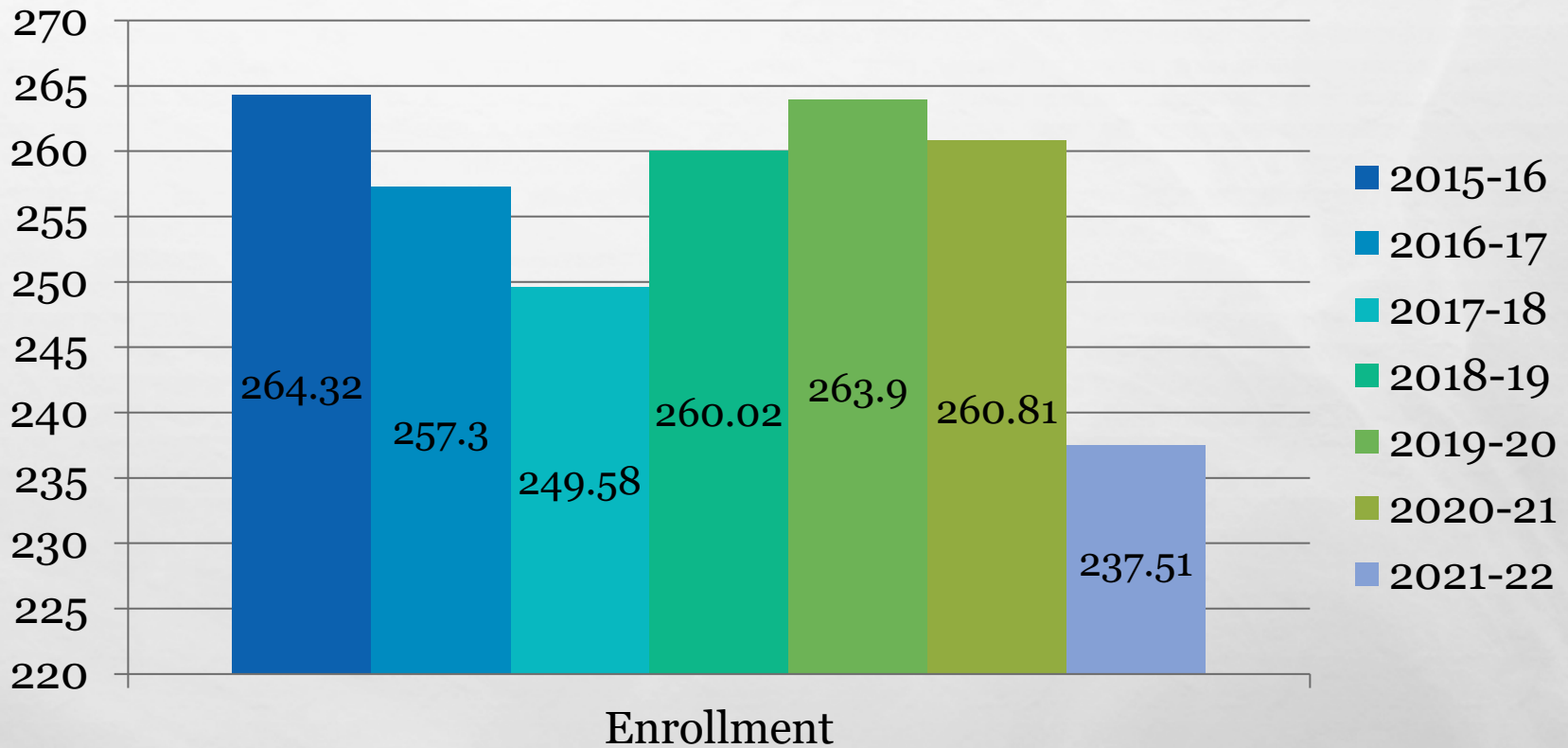
HANKINSON HIGH SCHOOL

AVERAGE DAILY MEMBERSHIP



HANKINSON PUBLIC SCHOOL (K-12)

TOTAL AVERAGE DAILY MEMBERSHIP



STUDENT PERFORMANCE INFORMATION FOR HANKINSON SCHOOL

MEETING THE REQUIREMENTS OF FEDERAL LAW

ESSA

**EVERY
STUDENT
SUCCEEDS
ACT**



ADEQUATE YEARLY PROGRESS

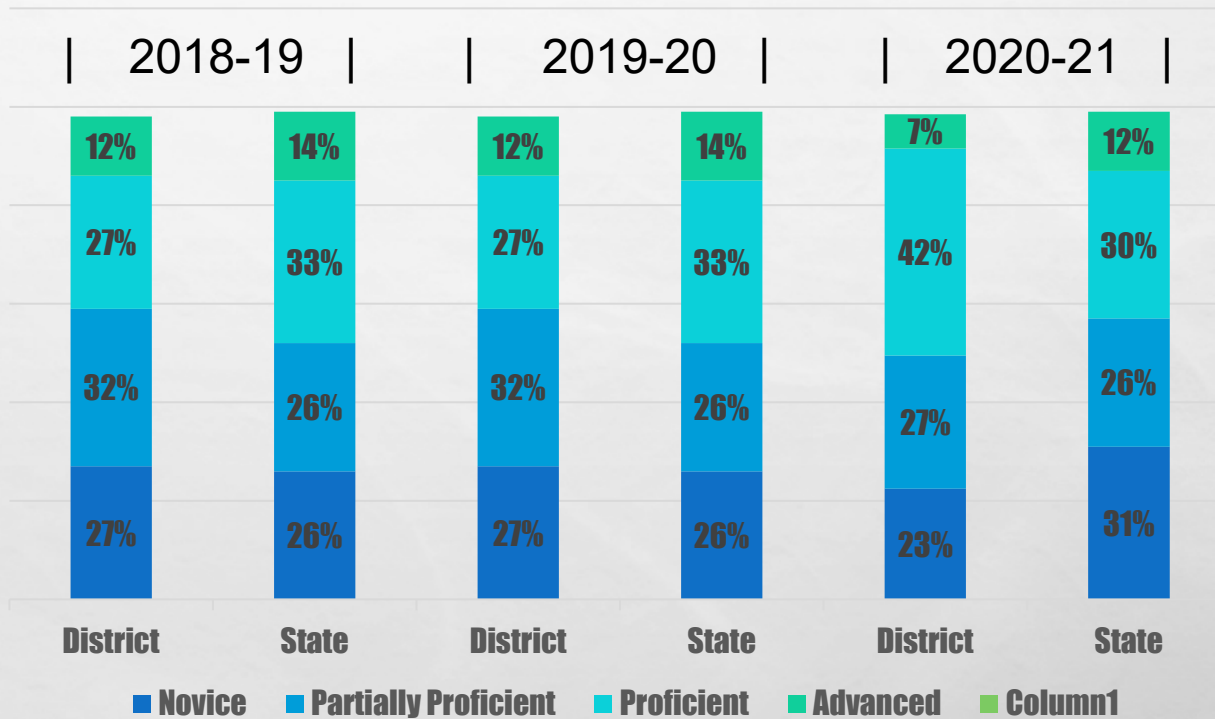
The Hankinson Public School District interactive dashboard may be viewed through the web site <https://insights.nd.gov/Education/District/39008>.

The school dashboard is part of North Dakota's new accountability system to measure the quality, performance and progress on improvement of its schools. The new data goes beyond test scores to offer a broader sense of how students are doing in school. It includes information from a student engagement survey to identify students' enthusiasm for class work and their views on whether they think their time in school is being well spent.

The site also includes information about school enrollment, attendance and graduation rates; students' collective performance on state math and English tests; whether those assessment results have improved over the past two years; and the qualifications of the school's teachers.

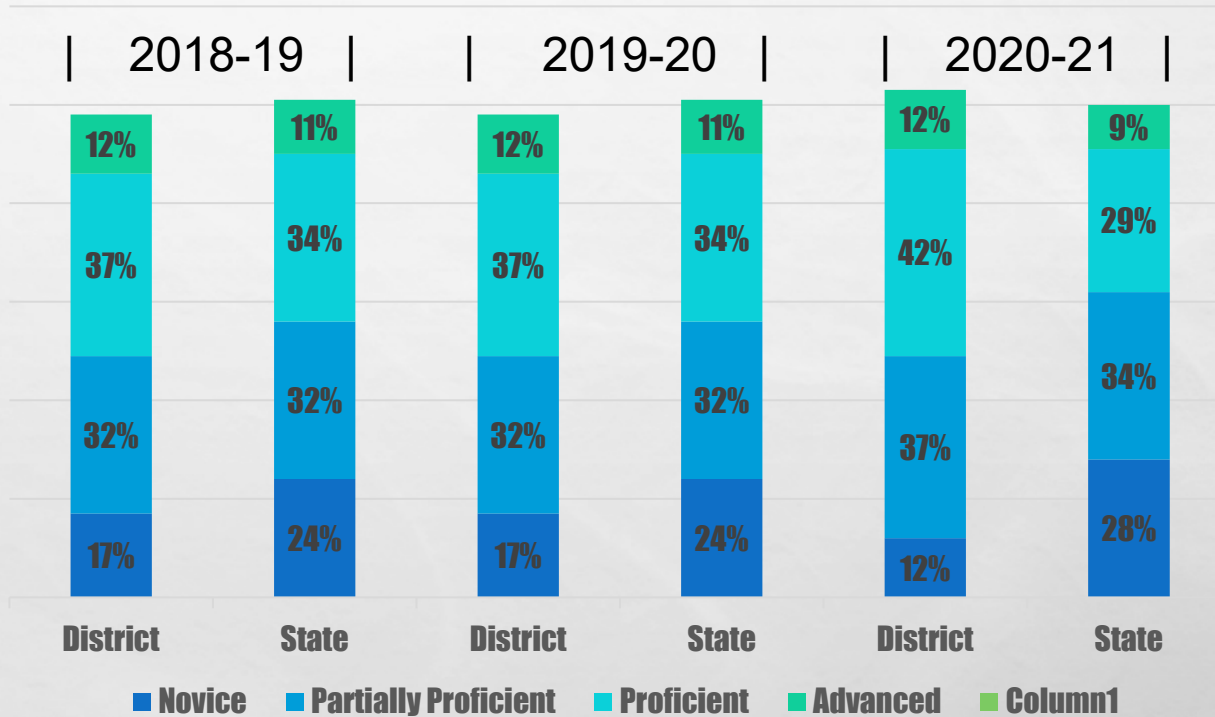
ASSESSMENT DATA

English/Language Arts



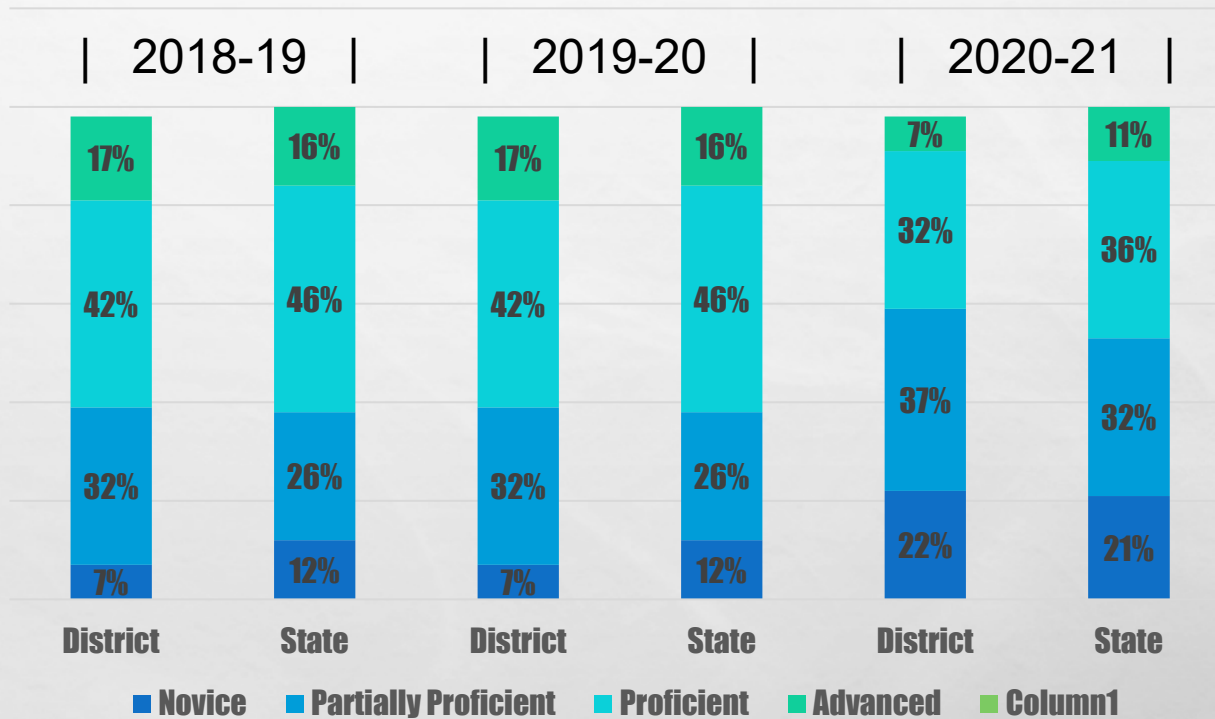
ASSESSMENT DATA

Math



ASSESSMENT DATA

Science



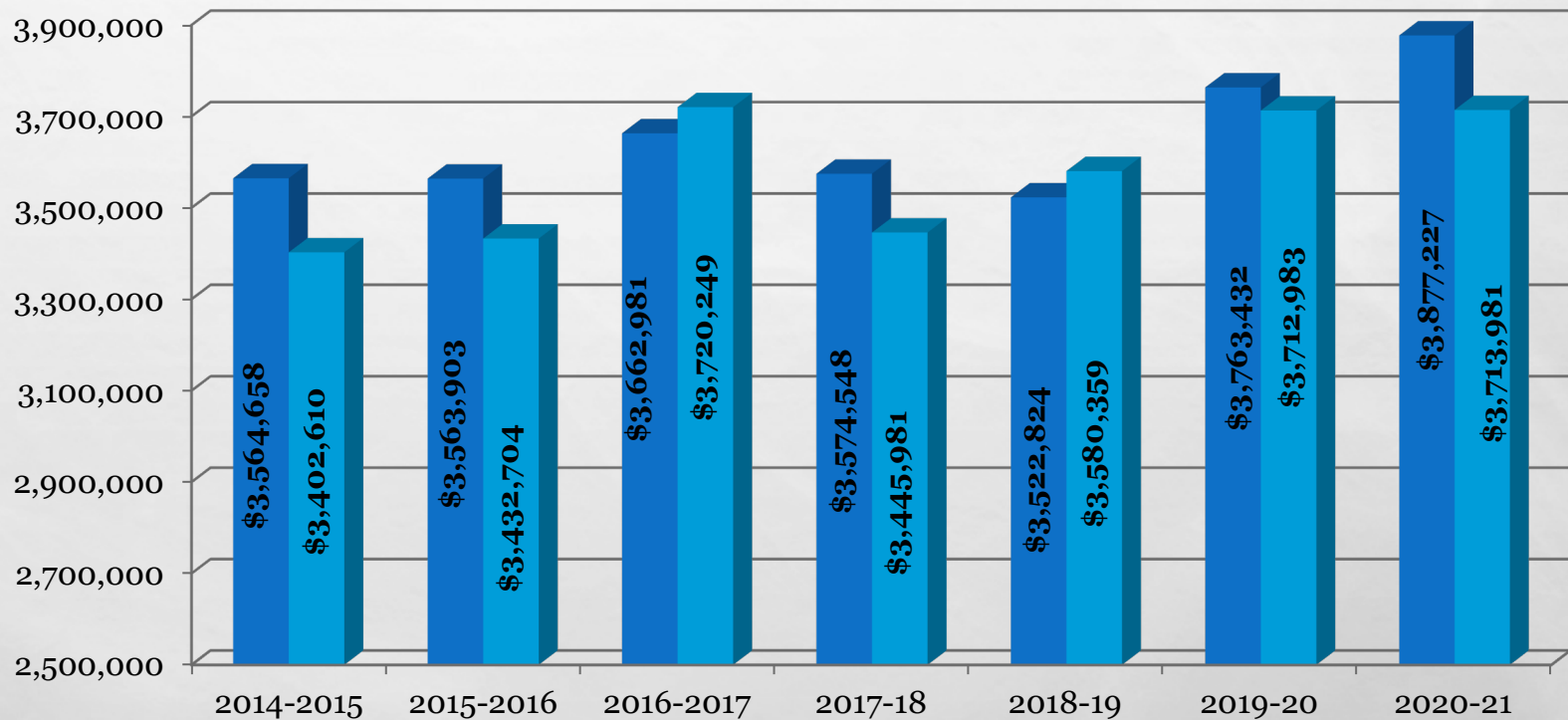
FISCAL MANAGEMENT AND BUDGETING

REVENUE AND EXPENDITURE TRENDS



FISCAL MANAGEMENT

Revenue and Expenditures - General Fund

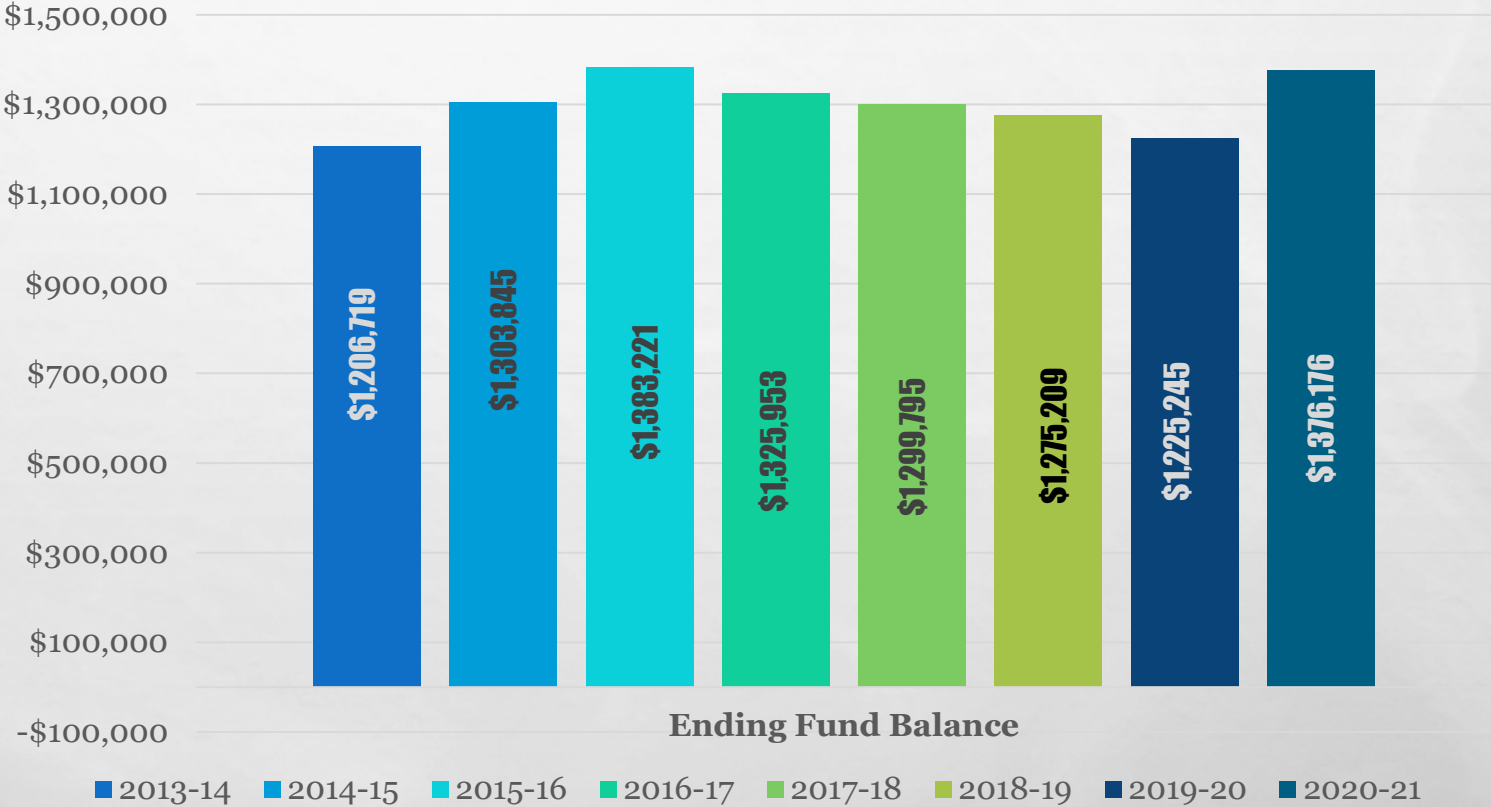


- Revenue
- Expenditure

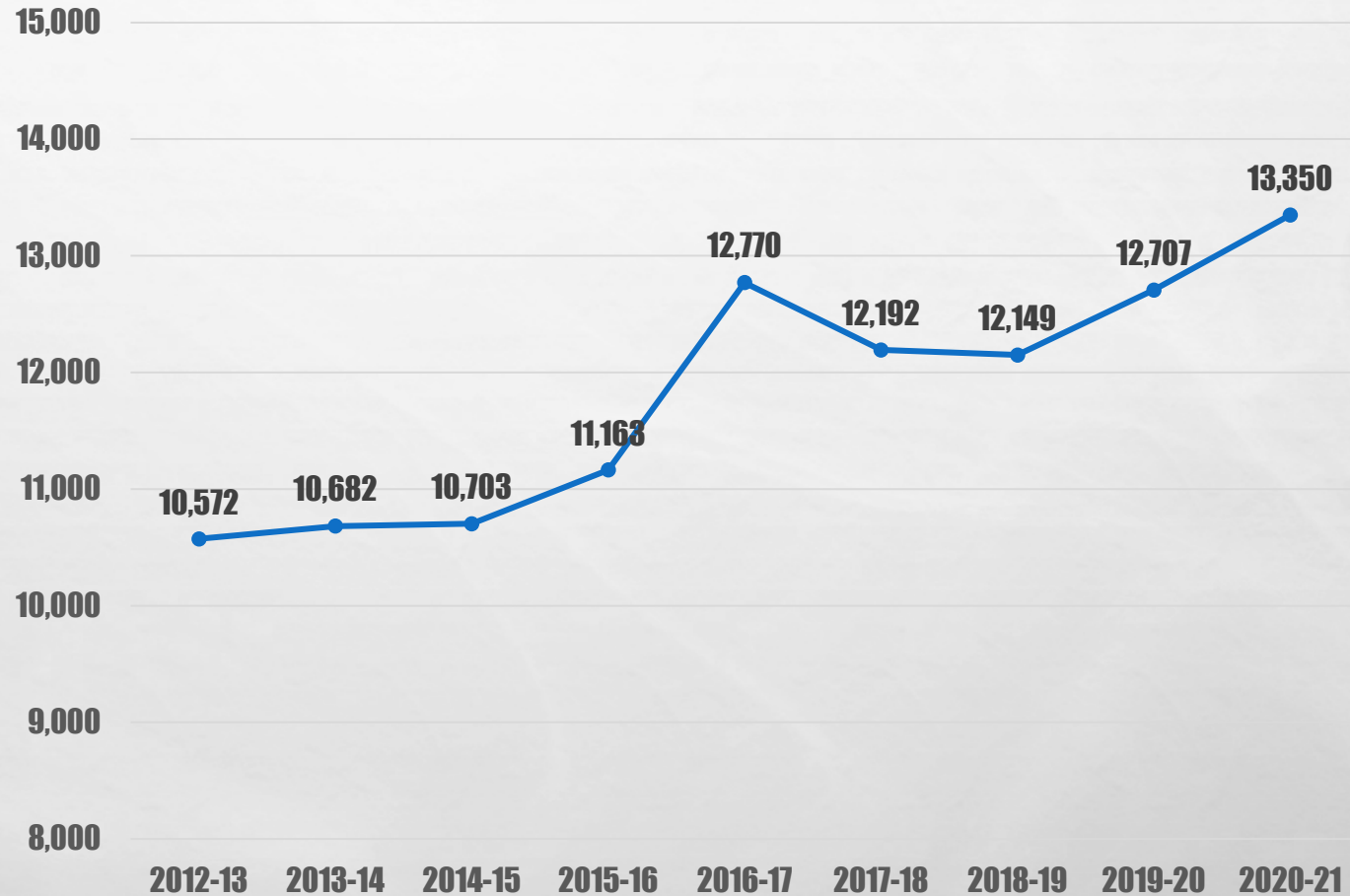
*from Final Budget

FISCAL MANAGEMENT

Ending Fund Balance



AVERAGE COST PER PUPIL



*Final Financial Report

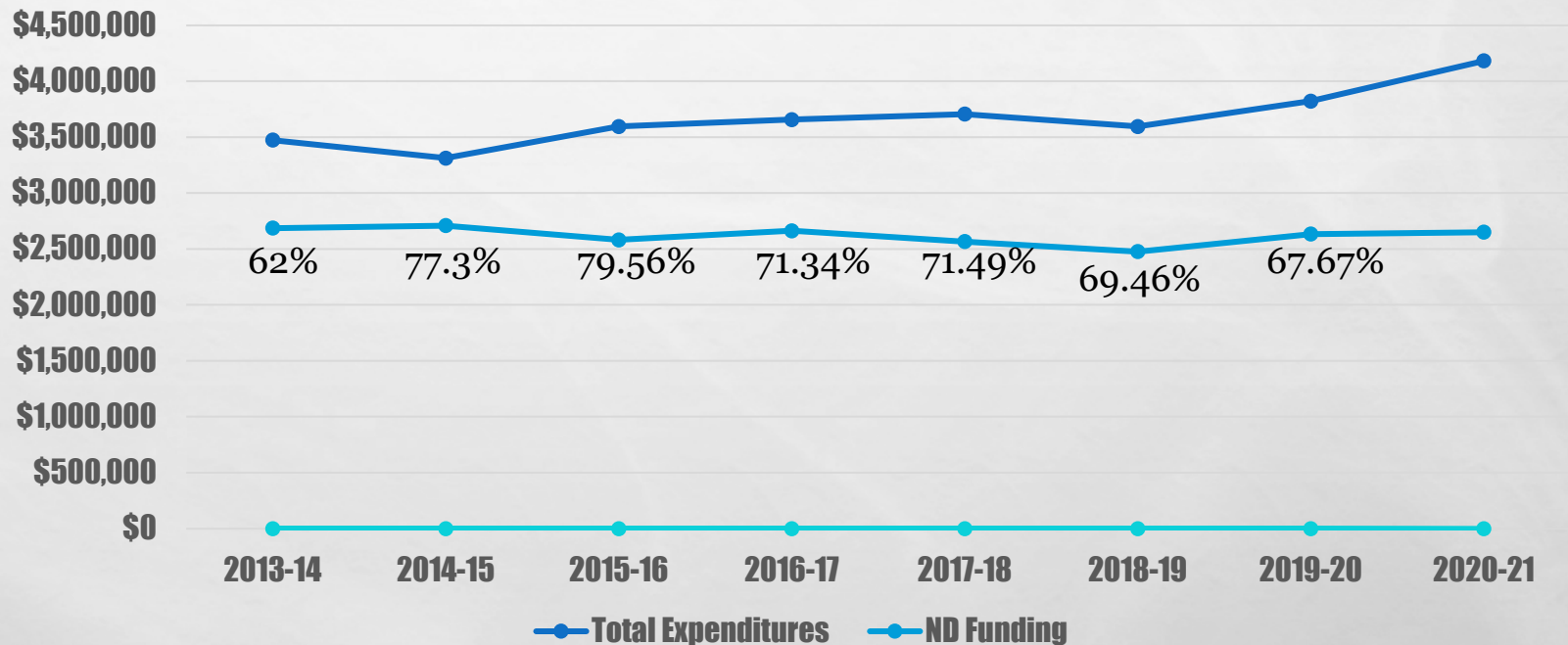
FUNDING

Local Sources – Valuation and Mills Levied

Year	Taxable Value	General Fund	Special Reserve	Building	Sinking & Interest	Total
2013-14	\$9,092,159	60.00	3.00	20.00	28.95	166.95
2014-15	\$10,318,094	62.00	3.00	20.00	28.95	118.95
2015-16	\$10,748,765	64.06	1.00	20.00	20.02	110.08
2016-17	\$11,130,904	64.86	0.98	19.65	17.69	108.09
2017-18	\$11,528,904	67.00	1.00	20.00	11.33	104.33
2018-19	\$12,226,218	67.00	1.00	20.00	9.01	102.01
2019-20	\$12,965,421	67.00	1.00	17.00	8.00	98.00
2020-21	\$13,832,196	67.00	1.00	17.00	8.00	98.00
2021-22	\$14,026,115	67.00	1.00	17.00	8.00	98.00
2022-23	\$14,446,898*	67.00*	1.00*	17.00*	8.00*	98.00*

* preliminary

EXPENDITURES COMPARED TO TOTAL STATE FUNDING



*Annual Financial Report

SERVICES AND STAFF

COURSES AND OTHER EDUCATIONAL SERVICES
AND THE STAFF THAT PROVIDES THEM



GRADUATION REQUIREMENTS

- **HHS GRADUATION REQUIREMENTS**

- **4 CREDITS OF ENGLISH**
 - INCLUDING LIT, COMPOSITION & SPEECH, DUAL CREDIT
- **3 CREDITS OF SCIENCE (1 MUST BE A LAB SCIENCE)**
 - PHYSICAL SCIENCE, BIOLOGY, ELECTIVE
- **3 CREDITS OF MATHEMATICS**
 - ALGEBRA I, GEOMETRY, ELECTIVE
- **4 CREDITS OF SOCIAL STUDIES**
 - AREA STUDIES, WORLD HISTORY, US HISTORY, PROBLEMS OF DEMOCRACY
- **1 CREDIT HEALTH/PE**
- **3 CREDITS OF FINE ARTS, LANGUAGES OR CAREER/TECH**
- **4 CREDITS – ELECTIVE COURSES**

TOTAL OF 22 CREDITS

ELEMENTARY COURSES

- FOCUS ON THE FUNDAMENTALS
 - READING, COMPOSITION, CREATIVE WRITING, SPELLING
 - ENGLISH GRAMMAR (SHURLEY)
 - MATHEMATICS (SAXON)
 - SOCIAL STUDIES – CONSTITUTION, US HISTORY, GEOGRAPHY, GOVERNMENT
 - SCIENCE / HEALTH
 - PHYSICAL EDUCATION
 - MUSIC
 - TECHNOLOGY (KEYBOARDING AND COMPUTER SKILLS)
 - OTHERS
 - DRUG AWARENESS, SAFETY EDUCATION, RESPECT AND CITIZENSHIP
 - NORTH DAKOTA HISTORY

FACULTY & STAFFING

Instructional Staff

	Current Staff – Includes instructional coaches, counselors, and librarians	3 year projected	5 year projected
K	1	1	1
1-6	12.32	11.32	11.32
7-8	5.25	5.25	5.25
9-12	6.24	6.24	6.24

FACULTY & STAFFING

Support Staff

	Food Service	Maintenance	Aides	Secretarial	Transportation	Extra-curricular	Other
K-6	1.42	1.5	6	0.5	1	3	2
7-8	0.40	1	2		1	7	2
9-12	0.83	1	1	0.5	1	26	2


FACULTY & STAFFING

Administrative Staff

	Current Staff	3 year projected	5 year projected
K-6	1	1	1
7-8	0.33	0.33	0.33
9-12	0.67	0.67	0.67

FACILITIES & TRANSPORTATION

THE BRICKS, BOILERS, AND BUSES



HANKINSON ELEMENTARY SCHOOL



RECENT RENOVATIONS

- REPLACED ALL LIGHTING
- ELEMENTARY PLAYGROUND
- REPLACED LOCKERS

FUTURE NEEDS

- EXTERIOR STUCCO REPAIR

CONSTRUCTED

2005

HANKINSON HIGH SCHOOL



RECENT RENOVATIONS

- REPLACED BOILERS
- UPGRADED A/C
- REPLACED ALL LIGHTING
- REPLACED WEST GLASS ENTRANCES

FUTURE NEEDS

- MUSIC ROOM ROOF REPLACEMENT
- REPLACE NORTHWEST ENTRANCES
- STUDENT COMMONS AREA

CONSTRUCTED

1921

HANKINSON HS WEST GYMNASIUM



CONSTRUCTED

1965

RECENT RENOVATIONS

- REPLACED LIGHTING
- REPLACED HVAC
 - ADDED A/C
- REPLACED ROOF
- REPLACED SOUND SYSTEM

FUTURE NEEDS

- REPAIR BLEACHERS
- REPLACE STEEL BACKBOARDS

HANKINSON HS EAST GYMNASIUM



RECENT RENOVATIONS

- REPLACED LIGHTING
- UPGRADED SOUND SYSTEM
- INSTALLED DOOR TO STAGE

FUTURE NEEDS

- BUILD NEW CONCESSION STAND

CONSTRUCTED

2005

HANKINSON BUS BARN



CONSTRUCTED

1982

RECENT RENOVATIONS

- NONE

FUTURE NEEDS

- EXPAND
- REPLACE OLD DOOR OPENERS WITH SAFETY SENSORS
- INSULATE AND HEAT

HANKINSON FOOTBALL FIELD



LIGHTING
INSTALLED

1972

FUTURE NEEDS

- CROWS NEST
 - SIDING AND ROOF
 - EXPAND
- STORAGE SHED
- RENOVATE/REPLACE
CONCESSIONS/RESTROOMS
- REPLACE FIELD LIGHTS
- REMOVE BASEBALL FIELD
- RE-ORIENTATE FIELD
- CROWN FIELD
- REPLACE AND ADD FENCING
- REPLACE SPRINKLER SYSTEM
- NEW GOAL POSTS

TRANSPORTATION

Number	Year	Make	Body	Capacity	Condition	Duty
11	2003	International	I/C	47	Fair	Spare
12	2005	International	I/C	47	Fair	Spare
14	2008	Chevrolet	Mid-Bus	14	Good	Activity
15	2011	Freightliner	Thomas	53	Good	Route
17	2015	Freightliner	Thomas	53	Very Good	Route
23	2021	Freightliner	Thomas	53	Very Good	Route
24	2017	Freightliner	Thomas	59	Very Good	Activity
26	2007	Chevrolet	C5500	26	Very Good	Activity
	2004	Ford	F150	3	Fair	Maintenance
	2008	Chevrolet	Uplander	6	Below Average	Activity, etc.
	2020	Ford	Expedition	8	Excellent	Activity, etc.
*	2005	Talon	Trailer		Below Average	

ON THE HORIZON

- HANKINSON INNOVATION ACADEMY
- TECHNOLOGY – REPLACE SERVERS, CONTINUED
PROFESSIONAL DEVELOPMENT, CONTINUED GROWTH TO 1-1
- STRATEGIC PLAN – SCHOOL IMPROVEMENT PROCESS
- STATE FUNDING – AFFECT ON RURAL SCHOOLS
- DECLINING ENROLLMENT
- MTSS AND DATA AFFECTED INSTRUCTION

COMMENTS & QUESTIONS