

# Welcome Parents!



# How many times have you missed...



Flyers at  
the bottom  
of backpacks?



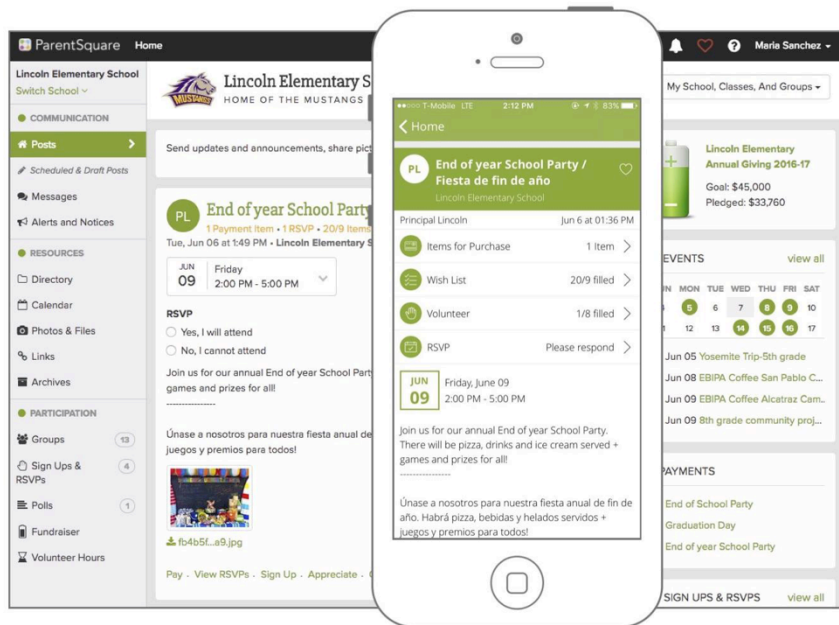
Parent  
teacher  
conferences?



Events posted on  
school bulletin  
boards?



# Introducing our school's very own parent app!



Stay connected from anywhere with our **online portal** and **parent app**, **ParentSquare!**

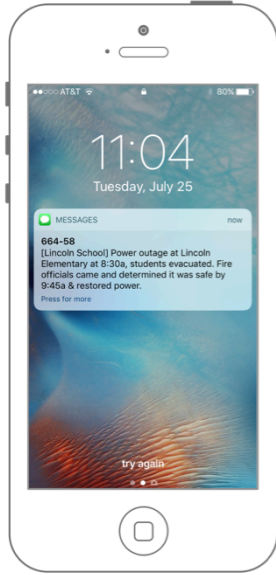
Get all school notifications in one place.

View only what's relevant to your children.

Never miss out again!

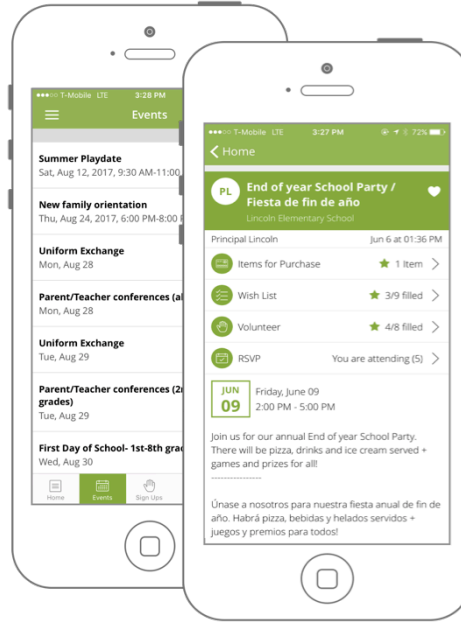


ParentSquare



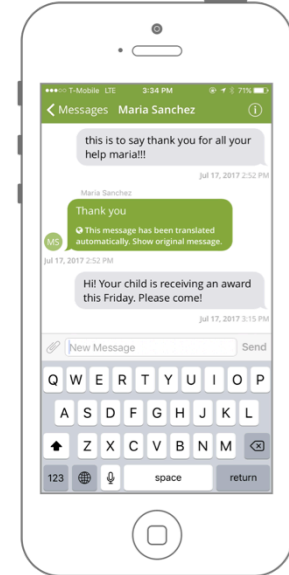
## Smart Alerts!

Get school wide announcements at your fingertips.



## One Tap Participation

For volunteering, conferences, event RSVPs, payments, permission slips and more



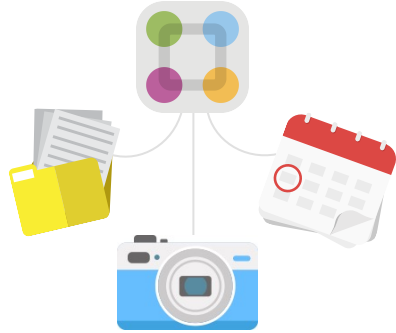
## Two-Way Communication

Send & receive real-time messages directly with teachers and administrators.



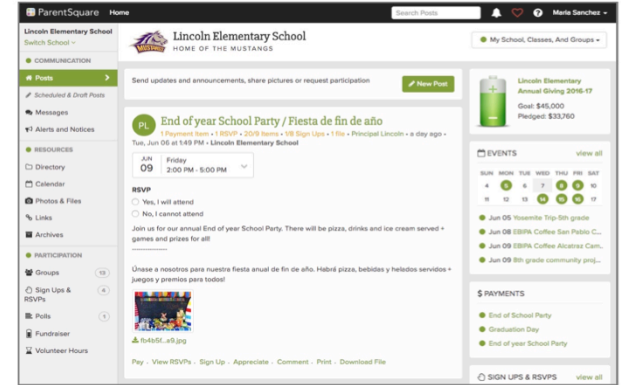
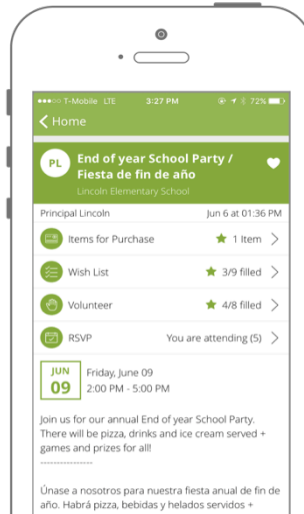
ParentSquare

# How ParentSquare Works



1. Teachers & staff share school-related news on ParentSquare.

2. Parents receive, respond & sign up, and get automated reminders!

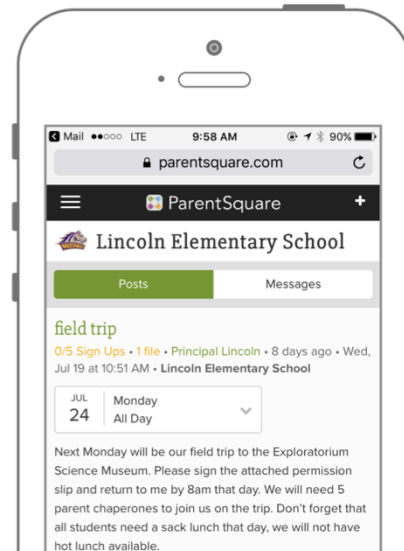
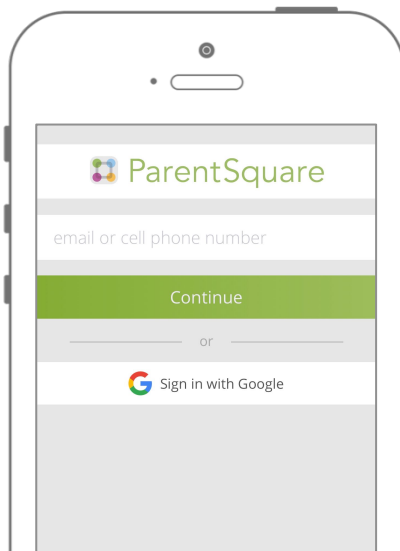





3. Everyone has easy access to all interactions in one place.



ParentSquare

# Get Started in 3 Easy Steps!



**1.** Download the iPhone or Android mobile app

**2.** Log in with your email or phone registered with the school

**3.** Start receiving posts relevant to your child

# How to Make Sure You Stay Connected



Activate your account & login.



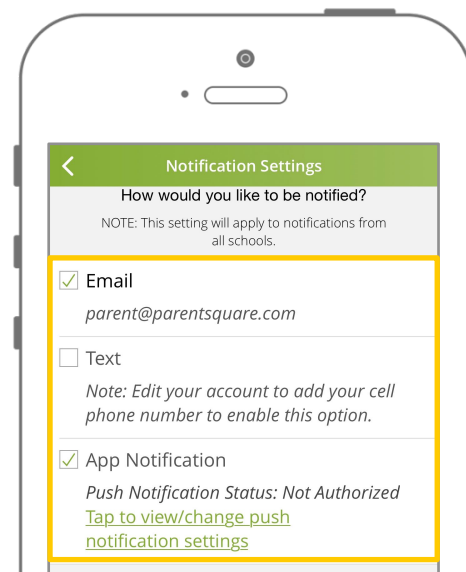
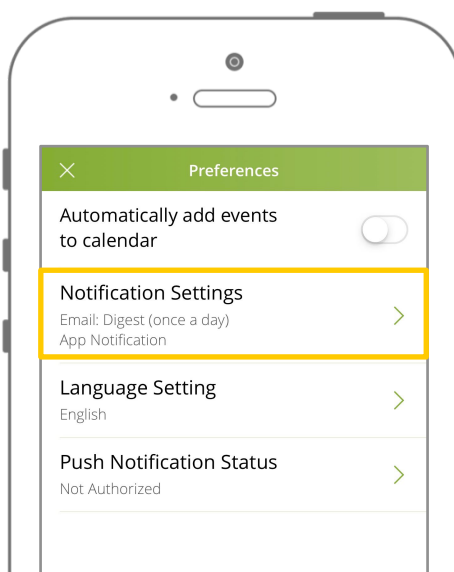
Make sure the school has your correct email AND mobile phone number.



Set your notification preferences in ParentSquare.



# Choose Your Notification Preferences



1. Tap the '☰' icon at the top left corner. Then tap 'Preferences'

2. Tap 'Notification Settings'

3. Select how you'd like to be notified





# ParentSquare

---

Building a positive and supportive school  
community