

Kindergarten NTI Homework

Enclosed is your child's NTI homework packet in the event we should miss school due to weather.

Your child's teacher will be in contact with you as to which days/pages of the packet are to be completed.

Please feel free to reach out to your child's teacher if you have any questions or concerns regarding NTI homework.

The Kindergarten report Card is standards based. Below are the standards covered in this 10 day NTI packet.

KY.K.G.1 Name and describe shapes in the environment.

K.OA.5

Fluently add and subtract within 5.

KY.K.OA.1 Represent addition and subtraction with objects, fingers, mental images, drawings, sounds, acting out situations, verbal explanations, expressions, or equations.

RF.K.2a

Demonstrate understanding of spoken words, syllables and sounds (phonemes).
Add or substitute individual sounds (phonemes) in simple, one-syllable words to make new words.

RF.K.3a

Know and apply grade-level phonics and word analysis skills in decoding words.
Demonstrate basic knowledge of one-to-one letter-sound correspondences by producing the primary or many of the most frequent sounds for each consonant.

HW.K.1

Print all upper and lowercase letters and numerals.

L.K.2a

When writing:

Spell simple words phonetically, drawing on knowledge of sound-letter relationships.

K.PR.1 Identify examples of rules that apply in the school and community, and explain why they exist

K.C.RR.2 Identify symbols and events that represent American patriotism

K.E.MA.1 Identify places in the community that provide goods and services






























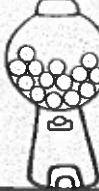










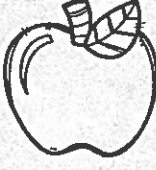




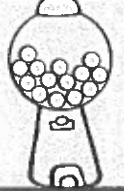








K.E.IC Differentiate between needs and wants

K.E.KE.1: Explain how various jobs affect communities

K-ESS2-1 Use and share observations of local weather conditions to describe patterns over time.

Day 1

Color the pictures with the correct beginning sound.

a						
b						
c						
d						
e						
f						
g						
h						
i						

Name: _____

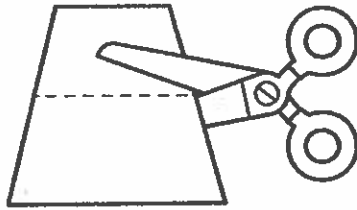


Beginning Sounds


Say the name of each picture. Write the beginning sound.



__at



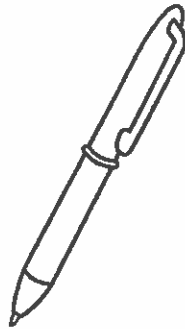
__ut



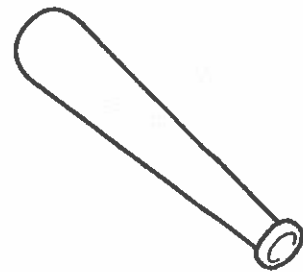
__un



__en



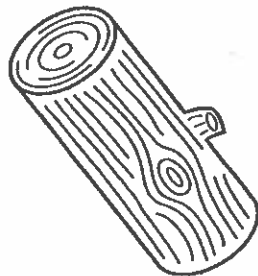
__en




__at



__ip



__og



__ip

Day 1














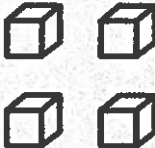


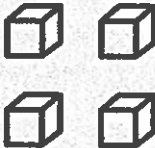

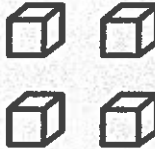
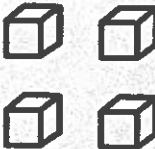



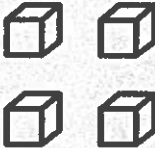

Write your first
name.



Day 1

Name _____























































Say. Count. Color the matching blocks in each row.

1					
2					
3					
4					
5					



Day 2

Color the pictures with the correct beginning sound.

j						
k						
l						
m						
n						
o						
p						
q						
r						



Day 2



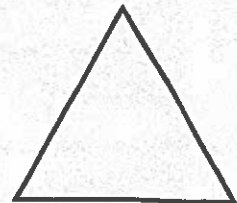

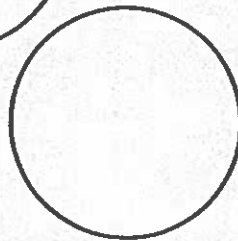
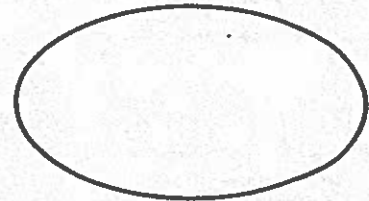


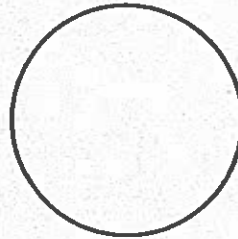
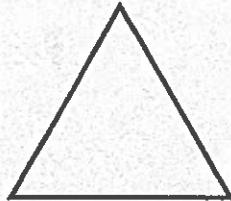


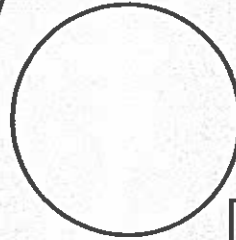
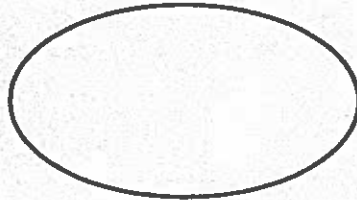


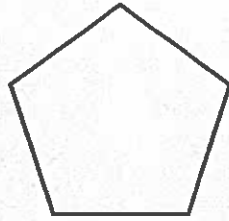
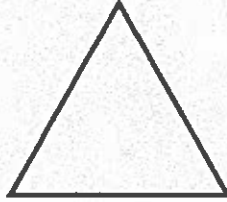

Write your first and
last name.



Day 2

Name _____

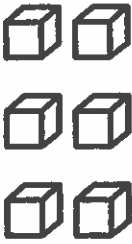
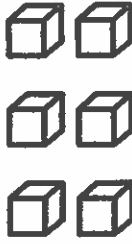



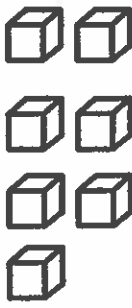
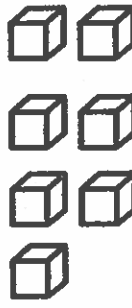



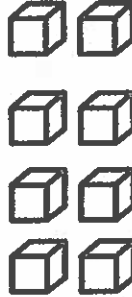
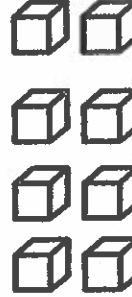
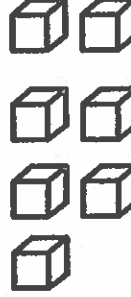

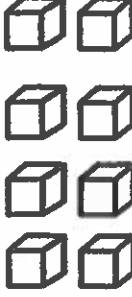

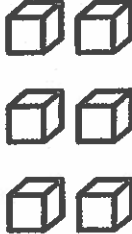








Color the circles. ○



Day 2

Name _____

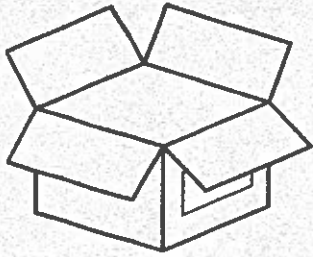
Say. Count. Color the matching blocks in each row.

6					
7					
8					
9					
10					

Name: _____

CVC Short Vowel


Directions: Cut and paste the missing vowel in each CVC word.



b



x



h



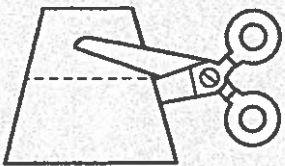
t



l



p



c



t



h



n

a

e


















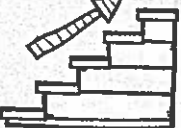






























i

o

u

Day 3

Color the pictures with the correct beginning sound.

S						
T						
U						
V						
W						
X						
Y						
Z						

Day 3

Write the letters.

A

B

C

D

E

F

G

H

I

J

K

L

M



Day 3

Name _____


Say. Count. Color the matching blocks in each row.

11					
12					
13					
14					
15					

Day 3

Name _____

Color the squares.



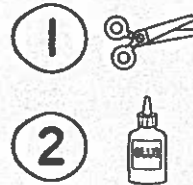
Day 3

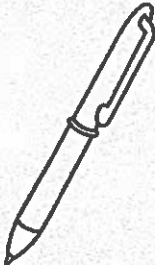

Name: _____



CVC Short Vowel




Directions: Cut and paste the missing vowel in each CVC word.

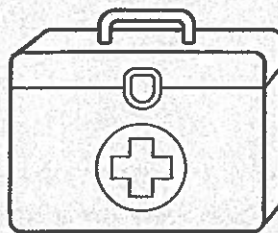



 p  n

 b  s

 d  t

 c  t

 k  t


a
e
i
o
u

Day 4

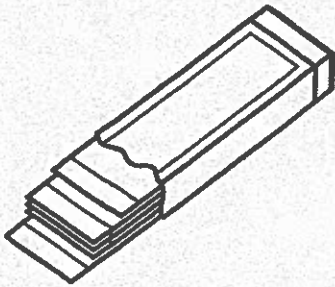
Name: _____

Middle Vowel Sounds

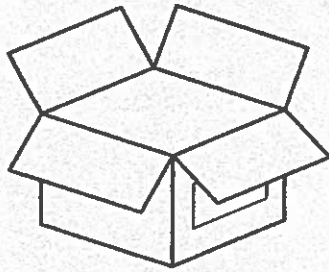
Say the name of each picture. Write the middle sound on each word.




b__t



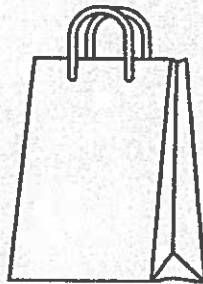
g__m



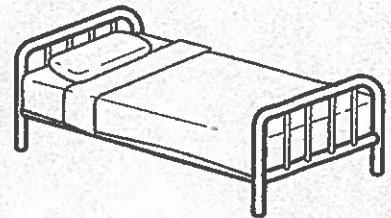
b__x




b__b




b__g



b__d



c__r



f__x



d__n

Day 4

Write the letters.

N

O

P

Q

R

S

T

U

V

W

X

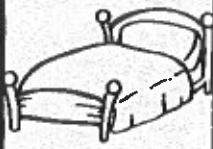


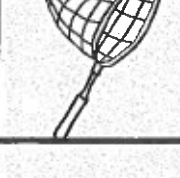



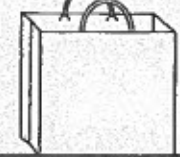


Y






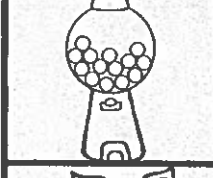




Z



Day 4

Write the CVC word.

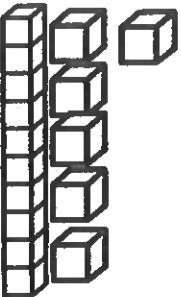
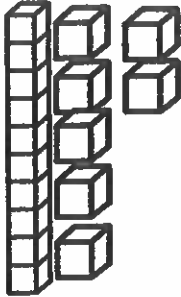
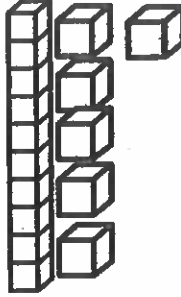
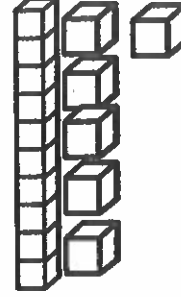
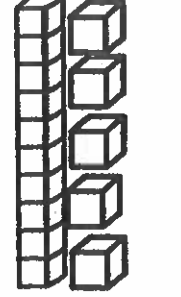
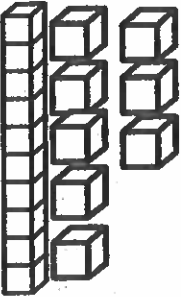
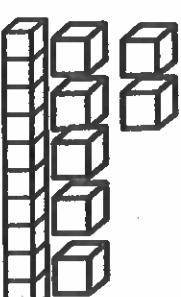
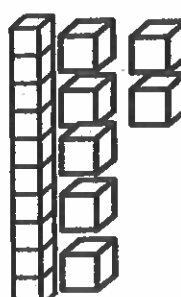
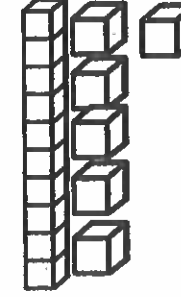
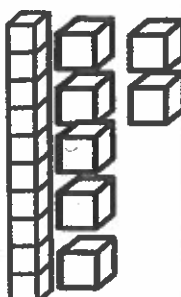
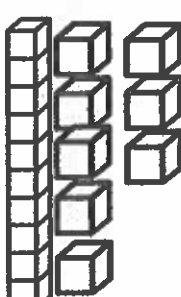
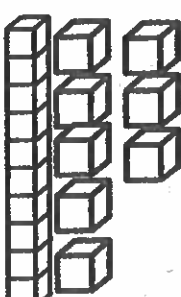
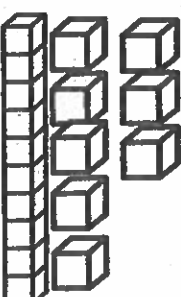
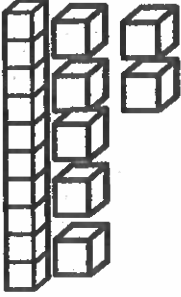
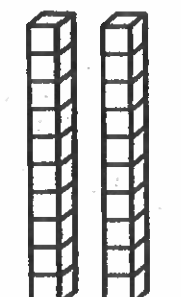
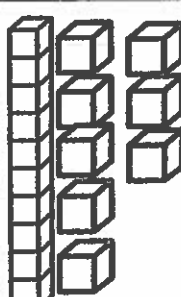
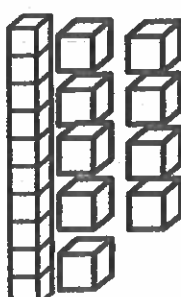
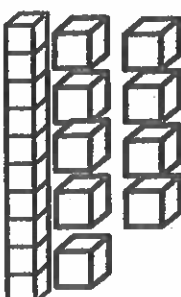
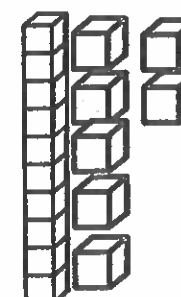
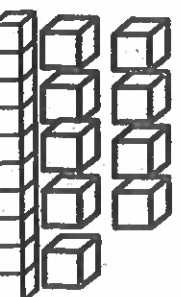
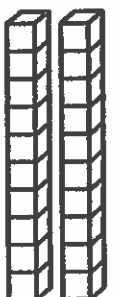
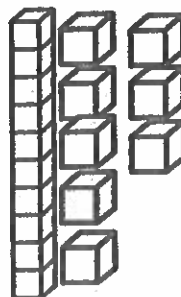



	
	
	
	
	
	
	
	
	
	

Day 4

Name _____

Say. Count. Color the matching blocks in each row.

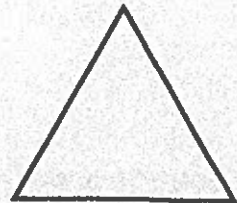
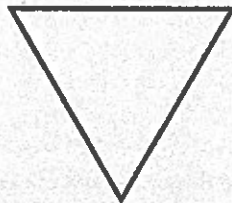
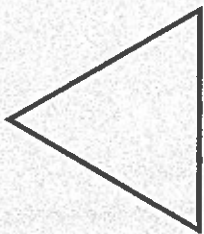
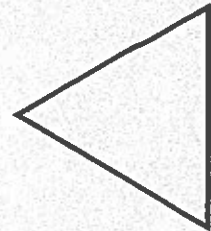
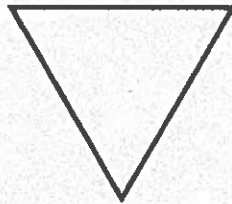
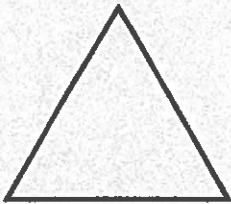
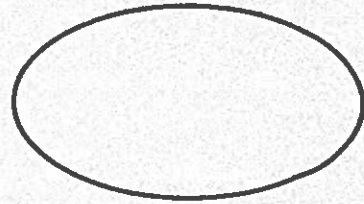
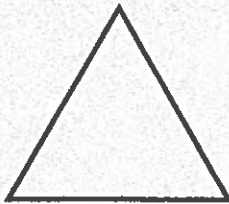
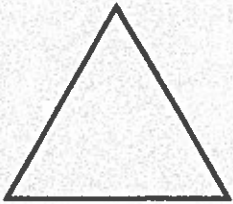
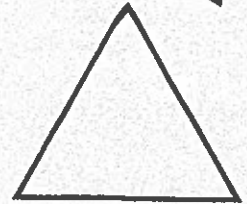

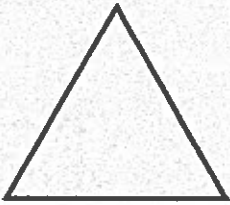

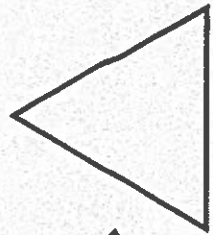

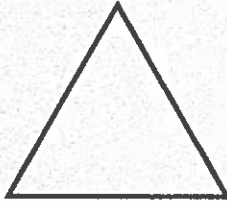

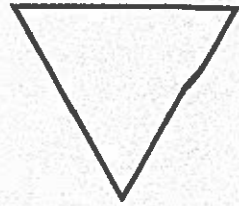
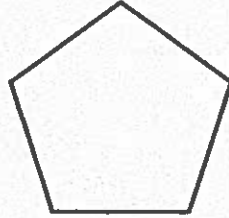
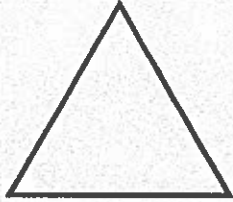

16					
17					
18					
19					
20					



Day 4

Name _____

Color the triangles. 

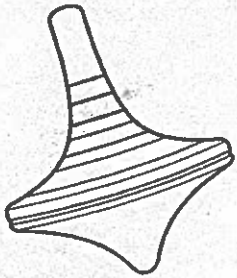



Day 5


Name: _____

Ending Sounds


Say the name of each picture. Write the ending sound on each word.



to __




bu __




ge__



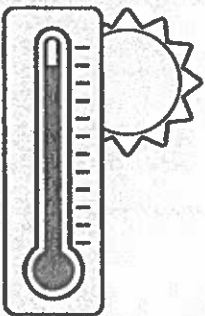
ha __



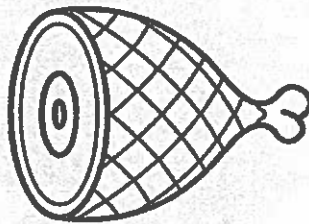
cu __



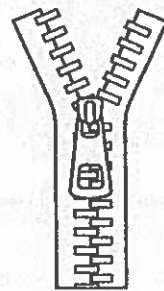
po __



ho __



ha __



zi __

Day 5

Write the letters.

a

b

c

d

e

f

g

h

i

j

k

l

m



Day 5

Name _____


Add.

$3+0=$	$2+2=$	$4+0=$	$0+3=$	$0+0=$
$1+2=$	$1+3=$	$2+2=$	$3+0=$	$4+0=$
$2+0=$	$4+1=$	$1+3=$	$2+0=$	$2+1=$
$3+1=$	$3+2=$	$1+0=$	$0+4=$	$3+0=$
$4+1=$	$2+1=$	$2+2=$	$3+0=$	$1+4=$
$1+4=$	$0+0=$	$2+2=$	$2+1=$	$3+1=$
$3+1=$	$3+0=$	$1+0=$	$1+1=$	$3+2=$
$1+3=$	$1+4=$	$2+1=$	$3+2=$	$0+1=$
$3+0=$	$4+1=$	$3+0=$	$0+0=$	$0+1=$
$1+0=$	$1+1=$	$2+0=$	$4+1=$	$1+4=$

Day 5

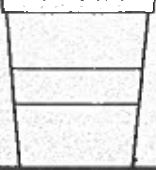









Name _____

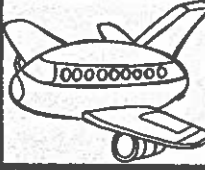

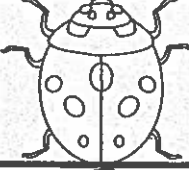







Color the rectangles



Day 6.

Write the CVC word.











	
	
	
	
	
	
	
	
	
	



Day 6

Color the CVC word that names the picture.

$0+4=$	$0+0=$
$3+2=$	$4+1=$
$2+1=$	$2+2=$
$0+5=$	$3+1=$
$3+1=$	$1+2=$
$2+0=$	$3+0=$
$1+2=$	$3+0=$
$3+0=$	$0+0=$
$0+0=$	$0+5=$
$4+0=$	$1+2=$

	net	set	jet
	pot	pop	cop
	bug	dug	rug
	six	mix	fix
	lip	lid	sip
	cat	rat	bat
	gum	mug	dug
	hug	jug	rug
	sun	mud	nun
	lid	kid	rid

Read the sentence and draw a picture to match.

Day 6

Read it.

Put the lid on or the bug
can get out.

Draw it.

Read it.

Where is the wig?
Here is the brown wig.

Draw it.

Read it.

Put the tin in the bin.

Draw it.

Practice writing your first and last name as neatly as you can.































NTI Day #7

Social Studies:

Draw and Kidspell 2 services in our community in the space below.

Science:

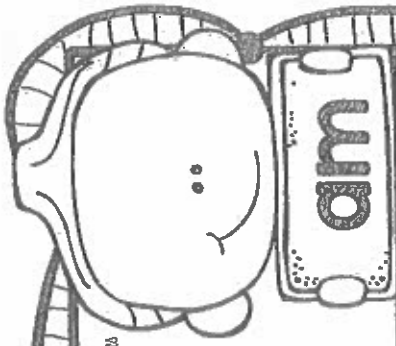
What is the weather like today? Draw a big window in the space below. Now illustrate what the weather looks like outside of your house.

Name: _____

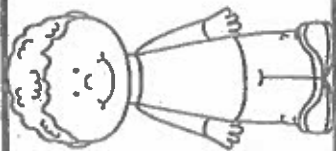
1-5

Copyright © 2015 Tootle Resources


Sentence REPAIR SHOP




Directions: Rewrite the sentences by putting the words in the correct order.



am I a boy.



girl. am I a



I dog. a am

Read the sentence and draw a picture to match.

Day 7

Read it.

Put the lid on or the bug
can get out.

Draw it:

Read it.

Where is the wig?
Here is the brown wig.

Draw it:

Read it.

Put the tin in the bin.

Draw it:

Practice writing your first and last name as neatly as you can.































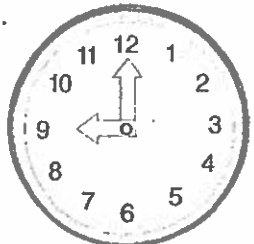
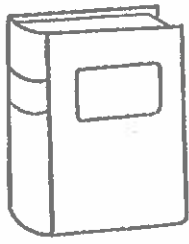

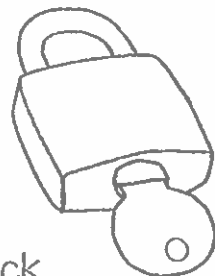








Color the pictures that rhyme with the first picture in each row.

 dad	 hen	 pad	 sad
 pear	 chair	 moon	 bear
 clock	 book	 sock	 lock









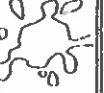

Color the lowercase letters that match the uppercase letter in each row.

A	e	a	b	y	a	a	v
B	b	b	s	b	r	b	o
C	s	q	c	c	c	m	c
D	d	w	k	d	s	x	d
E	e	i	e	g	e	e	e
F	t	p	f	f	f	l	f

Day 7

Color the CVC word that names the picture.

$0+4=$	$0+0=$
$3+2=$	$4+1=$
$2+1=$	$2+2=$
$0+5=$	$3+1=$
$3+1=$	$1+2=$
$2+0=$	$3+0=$
$1+2=$	$3+0=$
$3+0=$	$0+0=$
$0+0=$	$0+5=$
$4+0=$	$1+2=$

	net	set	jet
	pot	pop	cop
	bug	dug	rug
	six	mix	fix
	lip	lid	sip
	cat	rat	bat
	gum	mug	dug
	hug	jug	rug
	sun	mud	nun
	lid	kid	rid

NTI Day #8

Social Studies:

Draw and Kidspell 2 community helpers in our community in the space below.

Science:

What is the weather like today? Draw a big window in the space below. Now illustrate what the weather looks like outside of your house.

Name _____

Read the sentence and draw a line to the picture that matches.



The cat is fat.


The dog can run.

The fox is red.

The bed is big.

The man is hot.


The ant sat.




Day 8

Read the sentence and draw a picture to match.

The pink pig is in the mud.



The white cat is under the rug.


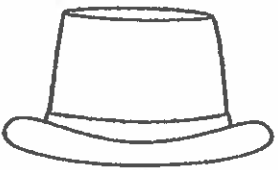



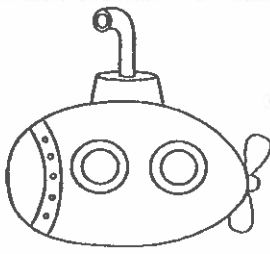




Practice writing your first and last name as neatly as you can.

Handwriting practice lines with icons:

- Line 1: Pig icon, solid top line, dashed middle line, solid bottom line.
- Line 2: Arrow icon, solid top line, dashed middle line, solid bottom line.
- Line 3: Pig icon, solid top line, dashed middle line, solid bottom line.
- Line 4: Pig icon, solid top line, dashed middle line, solid bottom line.
- Line 5: Arrow icon, solid top line, dashed middle line, solid bottom line.
- Line 6: Pig icon, solid top line, dashed middle line, solid bottom line.
- Line 7: Pig icon, solid top line, dashed middle line, solid bottom line.

Color the pictures that rhyme with the first picture in each row.

 rat	 hat	 cat	 web
 men	 sub	 pen	 hen











Color the lowercase letters that match the uppercase letter in each row.

G	n	g	e	g	j	g	j
H	h	q	h	h	d	o	h
I	i	e	r	i	b	i	i
J	g	k	j	j	s	j	j
K	v	k	z	j	k	t	k
L	l	b	l	v	l	l	p
M	n	m	m	r	m	s	m

Day 8

Color the CVC word that names the picture.

$3+3=$	$4+1=$
$1+7=$	$2+0=$
$6+2=$	$1+2=$
$3+5=$	$1+1=$
$4+4=$	$2+1=$
$1+4=$	$2+0=$
$3+6=$	$1+1=$
$1+1=$	$2+0=$
$3+3=$	$3+1=$
$1+9=$	$2+3=$

	fox	box	six
	leg	beg	jet
	hog	dog	log
	cab	tab	pat
	cat	hat	rat
	sun	gum	mug
	pig	wig	dig
	jet	jam	rat
	sun	bun	nun
	sat	rat	bat

NTI Day #9

Social Studies:

Draw and Kidspell what you want to be when you grow up in the space below.

Science:

What is the weather like today? Draw a big window in the space below. Now illustrate what the weather looks like outside of your house.

Name: _____

Sentence Spelling


Read the sentences and use the pictures to help you fill in the missing words.




I like my _____.



My _____ is red.



The _____ is hot.



I like to eat _____.



The _____ is little.



Read the sentence and draw a picture to match.

Day 9

Read it:

The little fox is in the blue box.

Draw it:

Read it:

I see two pots. One pot is big and one is little.

Draw it:

Read it:

Get on the yellow bus.
Do not get on the red bus.

Draw it:

Practice writing your first and last name as neatly as you can.

























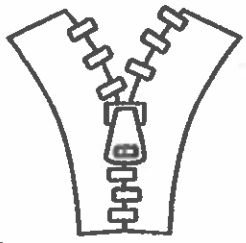




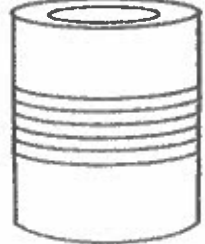

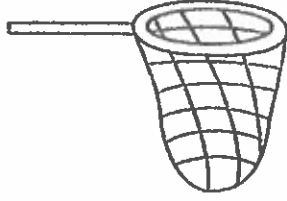










Color the pictures that rhyme with the first picture in each row.

 man	 fan	 zip	 van
 bin	 web	 pin	 tin
 vet	 net	 mop	 wet











Color the lowercase letters that match the uppercase letter in each row.

N	n	a	n	y	n	a	v
O	o	o	s	o	r	b	o
P	s	p	p	p	p	m	c
Q	q	w	q	d	q	x	q
R	r	r	e	g	r	e	r
S	s	s	f	f	s	s	s

Day 9

Color the CVC word that names the picture.

$3+2=$	$2+0=$
$1+4=$	$1+2=$
$2+1=$	$4+0=$
$3+1=$	$3+0=$
$4+0=$	$2+0=$
$1+0=$	$0+0=$
$3+2=$	$3+1=$
$1+4=$	$1+2=$
$3+1=$	$4+0=$
$1+4=$	$1+4=$

	net	cup	bat
	wet	net	jet
	dad	mad	sad
	log	fog	hog
	not	rot	hot
	tub	cub	sub
	fun	run	sun
	zip	rip	lip
	mix	mug	rug
	mop	map	mud

NTI Day #10

Social Studies:

Write a sentence about what you want to be when you grow up.

Science:

What is the weather like today? Draw a big window in the space below. Now illustrate what the weather looks like outside of your house.

Name _____

Read the sentence and draw a line to the picture that matches.

The bus is big.


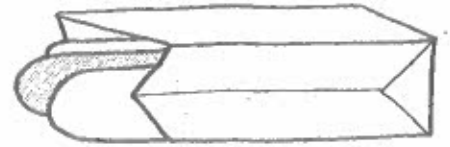
Tom got the gum.

Sam got jam on the bib.

The pig is in the mud.

Dot sat on the cat.


The hot dog is in a bag.




Read the sentence and draw a picture to match.

Day 10

The brown dog is by a tree.



The green frog is on the log.











Practice writing your first and last name as neatly as you can.



Handwriting practice lines consisting of solid top and bottom lines with a dashed middle line. There are eight sets of these lines, each starting with a small icon (dog, tree, log, frog) on the left side.

Color the pictures that rhyme with the first picture in each row.

 hop	 car	 pop	 top
 rug	 jug	 map	 mug









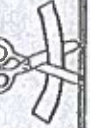

Color the lowercase letters that match the uppercase letter in each row.

T	t	g	t	g	t	g	t
U	u	u	h	u	d	u	u
V	v	e	v	v	b	v	v
W	w	w	j	j	w	w	j
X	x	x	x	j	k	t	x
Y	y	y	l	y	l	y	y
Z	z	m	z	r	z	s	z

Day 10

Color the CVC word that names the picture.

$2+7=$	$4+6=$
$5+2=$	$6+3=$
$4+6=$	$5+4=$
$3+3=$	$8+1=$
$2+0=$	$2+5=$
$7+0=$	$2+4=$
$5+1=$	$4+2=$
$1+3=$	$6+2=$
$4+4=$	$5+2=$
$6+2=$	$8+2=$

	bed	dog	bat
	bed	cat	rat
	dig	wig	bed
	net	ten	jet
	dog	fog	log
	cut	nut	hut
	fox	box	six
	rag	tag	bag
	hut	cut	nut
	map	tap	rap