

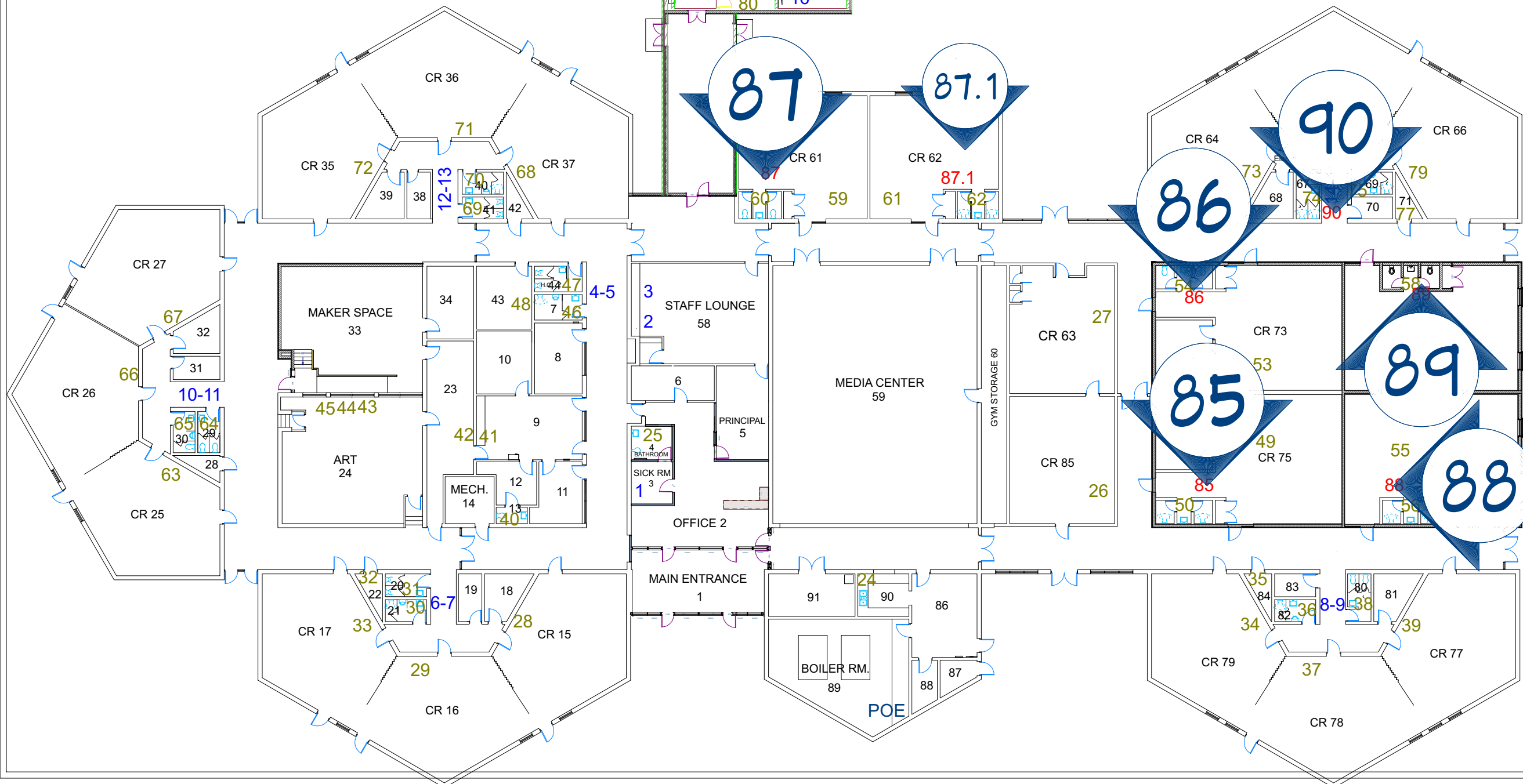
Table 2: Filtered Fixture Inventory



Table 3: Non-Consumptive Fixture Inventory



Table 5: Inoperable Fixture Inventory



REVISION TABLE	NUMBER	DATE	REVISOR	DESCRIPTION

ADAMS ELEMENTARY  
DRINKING FOUNTAIN  
DEMO

DRAWINGS PROVIDED BY:  
MIDLAND PUBLIC  
SCHOOLS  
FACILITIES DEPARTMENT

DATE:

2/16/2026

SCALE:

SHEET:

P-1



P-1  
85



P-1  
86



87  
P-1  
87



87  
P-1  
87.1



88  
876  
P-1  
88



89  
P-1  
89



90  
P-1  
90

REVISION TABLE	REVISION NUMBER	DATE	DESCRIPTION

ADAMS ELEMENTARY  
DRINKING FOUNTAIN  
DEMO

DRAWINGS PROVIDED BY:  
MIDLAND PUBLIC  
SCHOOLS  
FACILITIES DEPARTMENT

DATE:

2/16/2026

SCALE:

SHEET:

P-2



REVISION TABLE	REVISION BY	DESCRIPTION
NUMBER	DATE	

ADAMS ELEMENTARY  
DRINKING FOUNTAIN  
DEMO

DRAWINGS PROVIDED BY:  
MIDLAND PUBLIC  
SCHOOLS  
FACILITIES DEPARTMENT

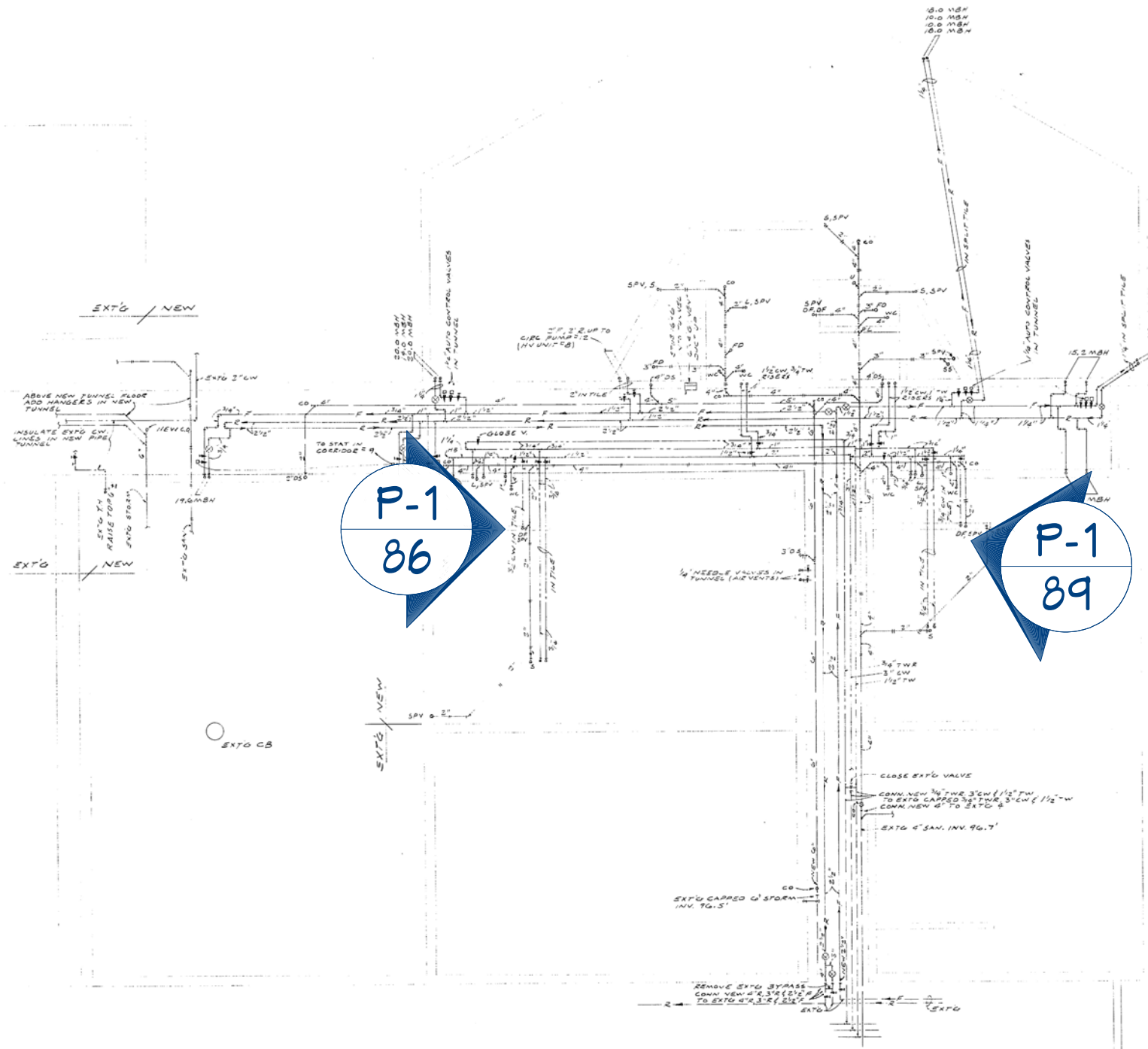
DATE:

2/16/2026

SCALE:

SHEET:

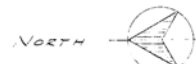
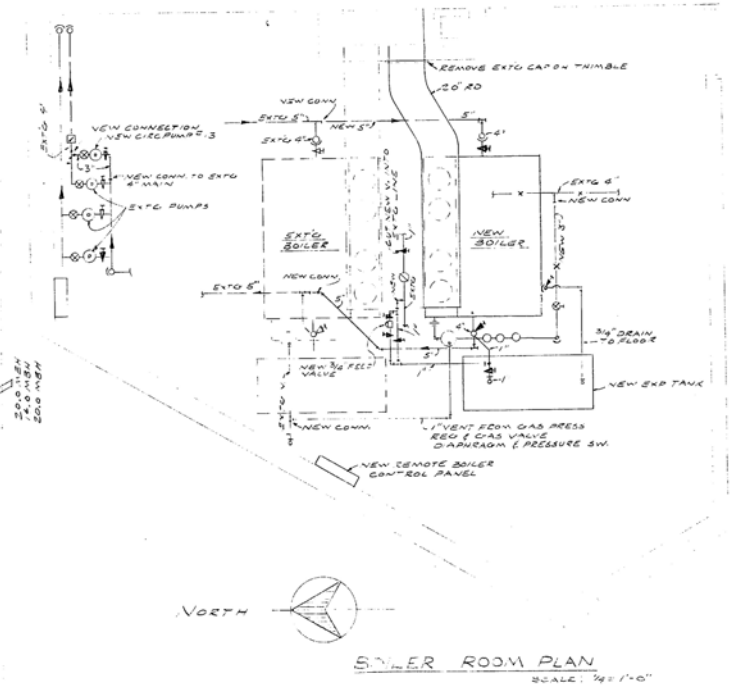
P-3



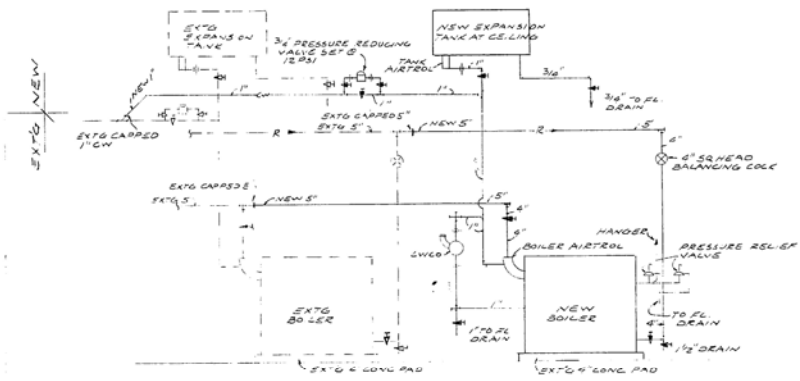
P-1  
86

P-1  
89

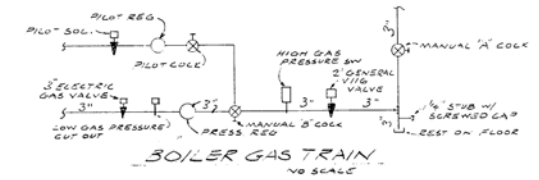
MECHANICAL FOUNDATION PLAN  
SCALE 1/8" = 1'-0"



BOILER ROOM PLAN  
SCALE 1/4" = 1'-0"



BOILER PIPING DIAGRAM  
NO SCALE



BOILER GAS TRAIN  
NO SCALE

1965 ADDITION & ALTERATIONS		BOLTON & HELVESTON CONSULTING ENGINEERS 220 CHERRY • LANSING	
ADAMS ELEMENTARY SCHOOL		FOR NO. 64020	
MECHANICAL FOUNDATION PLAN			
Architects		Engineers	
JAH R-ANDERSON ASSOCIATES 15031 MICHIGAN AVENUE, DEARBORN, MICHIGAN			
DRAWN DC 5/4/65	THURSTON R. JAH R D. C. ANDERSON	ARCHITECT ARCHITECT	M-1
CHECKED 2/8/65	FREDERICK L. HALL FRANK G. SPONENBURG	ENGINEER ENGINEER	

REVISION TABLE	NUMBER	DATE	REVISION BY	DESCRIPTION

ADAMS ELEMENTARY  
DRINKING FOUNTAIN  
DEMO

DRAWINGS PROVIDED BY:  
MIDLAND PUBLIC  
SCHOOLS  
FACILITIES DEPARTMENT

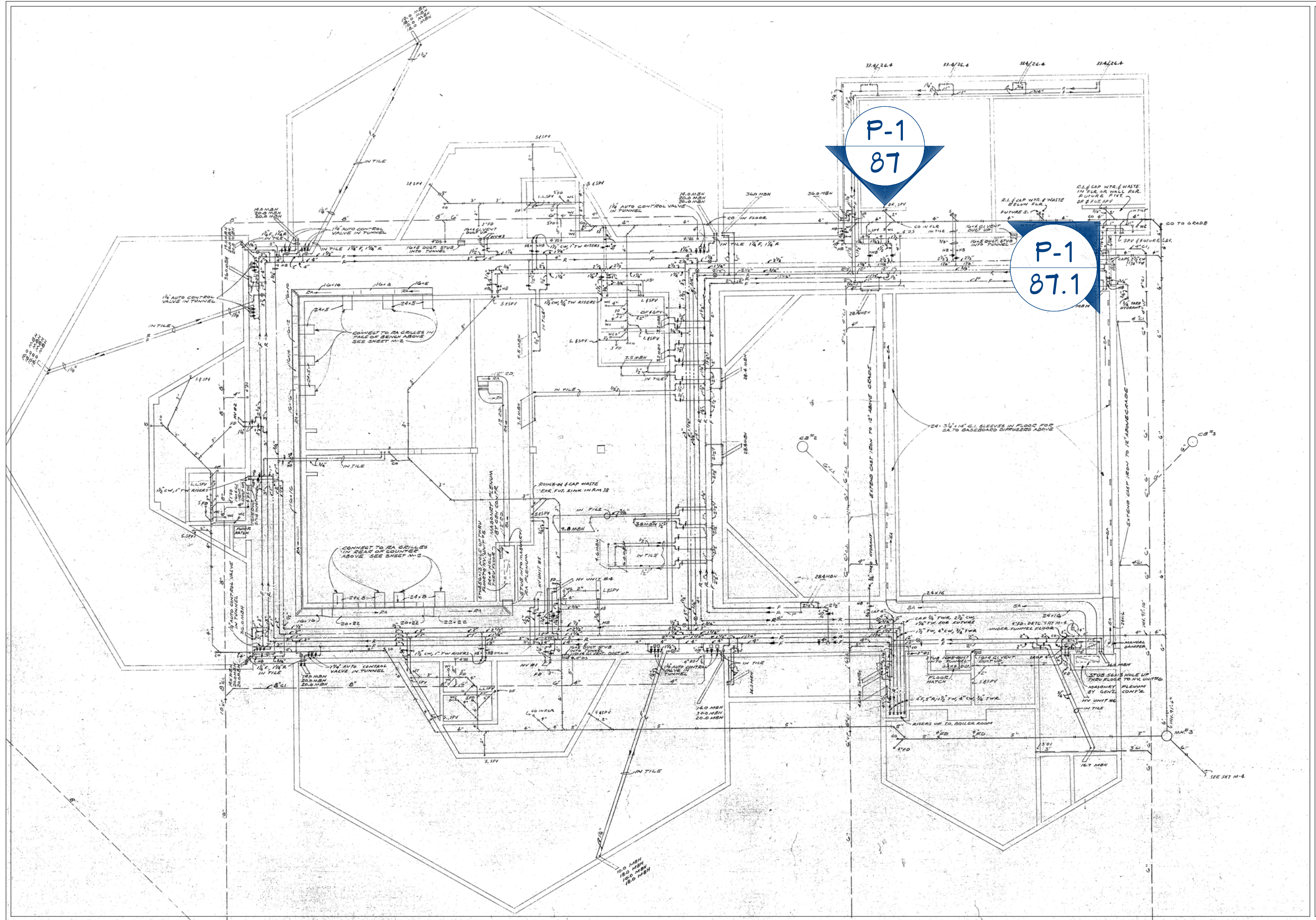
DATE:

2/16/2026

SCALE:

SHEET:

P-4



REVISION TABLE	NUMBER	DATE	REVISION BY	DESCRIPTION

**ADAMS ELEMENTARY  
DRINKING FOUNTAIN  
DEMO**

DRAWINGS PROVIDED BY:  
**MIDLAND PUBLIC  
SCHOOLS  
FACILITIES DEPARTMENT**

DATE:  
2/16/2026

SCALE:

SHEET:

**P-5**

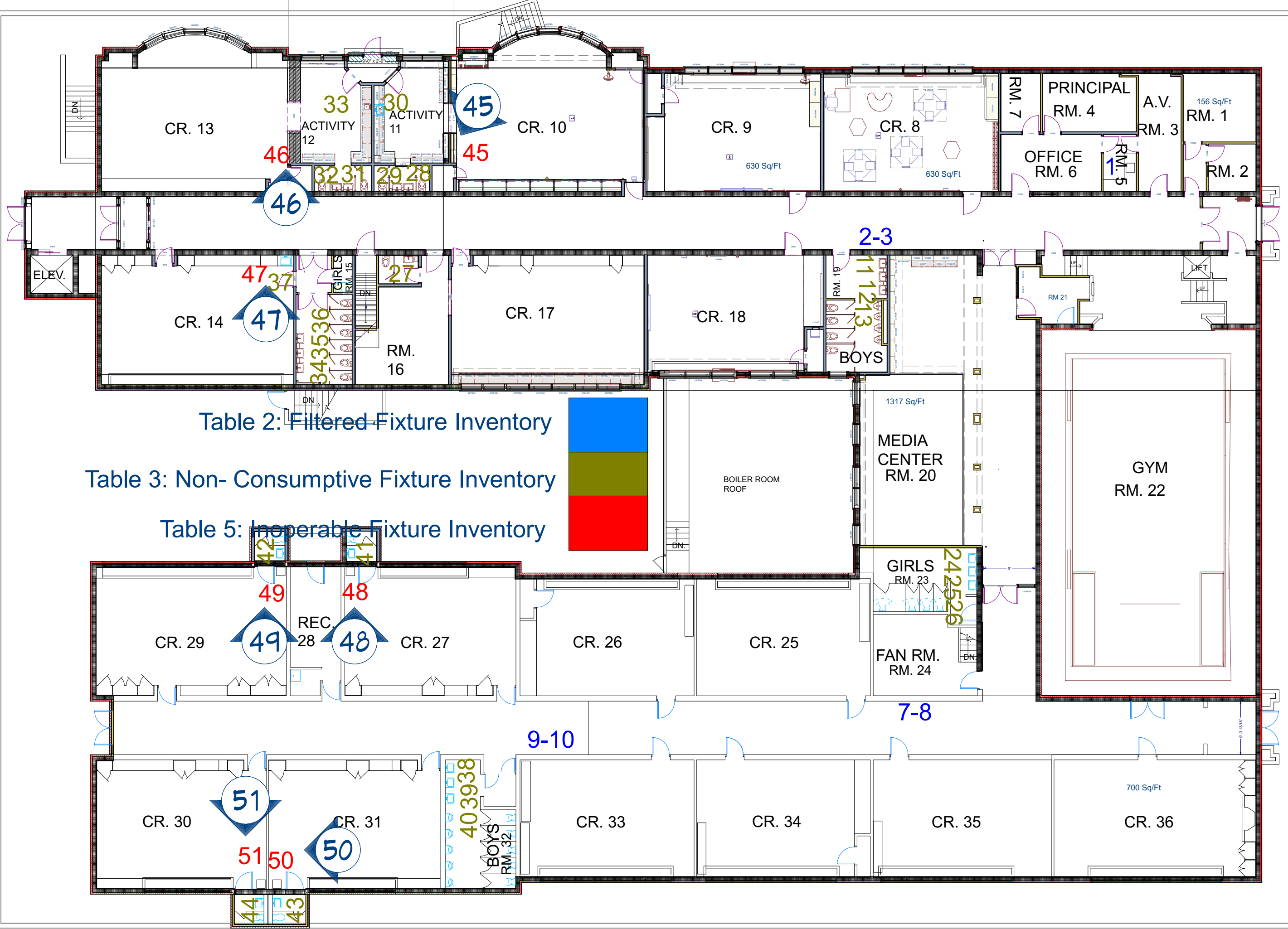



Table 2: Filtered Fixture Inventory

Table 3: Non-Consumptive Fixture Inventory

Table 5: Inoperable Fixture Inventory



REVISION TABLE	NUMBER	DATE	REVISOR	DESCRIPTION

CARPENTER 1ST FLOOR  
DRINKING FOUNTAIN  
DEMO

DRAWINGS PROVIDED BY:  
MIDLAND PUBLIC  
SCHOOLS  
FACILITIES DEPARTMENT

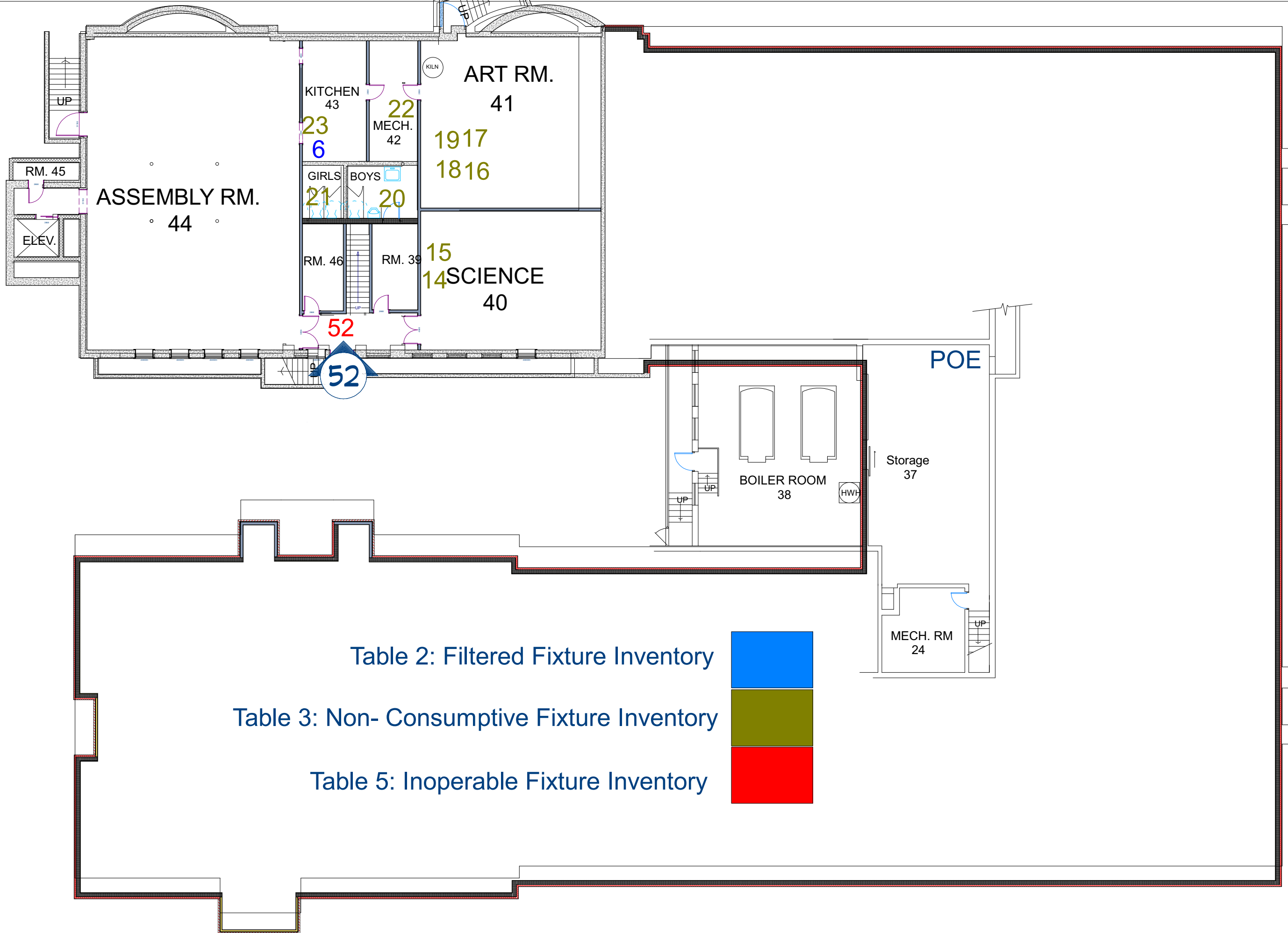
DATE:

2/16/2026

SCALE:

SHEET:

P-6



REVISION TABLE	
NUMBER	DATE

**CARPENTER 2ND FLOOR  
DRINKING FOUNTAIN  
DEMO**

DRAWINGS PROVIDED BY:  
MIDLAND PUBLIC  
SCHOOLS  
FACILITIES DEPARTMENT

DATE:  
2/16/2026

SCALE:

SHEET:  
P-7




P-5  
45




P-6  
46




P-6  
47



P-6  
48



P-6  
49



P-6  
50



P-6  
51



P-6  
52

REVISION TABLE	NUMBER	DATE	REVISION BY	DESCRIPTION

CARPENTER 2ND FLOOR  
DRINKING FOUNTAIN  
DEMO

DRAWINGS PROVIDED BY:  
MIDLAND PUBLIC  
SCHOOLS  
FACILITIES DEPARTMENT

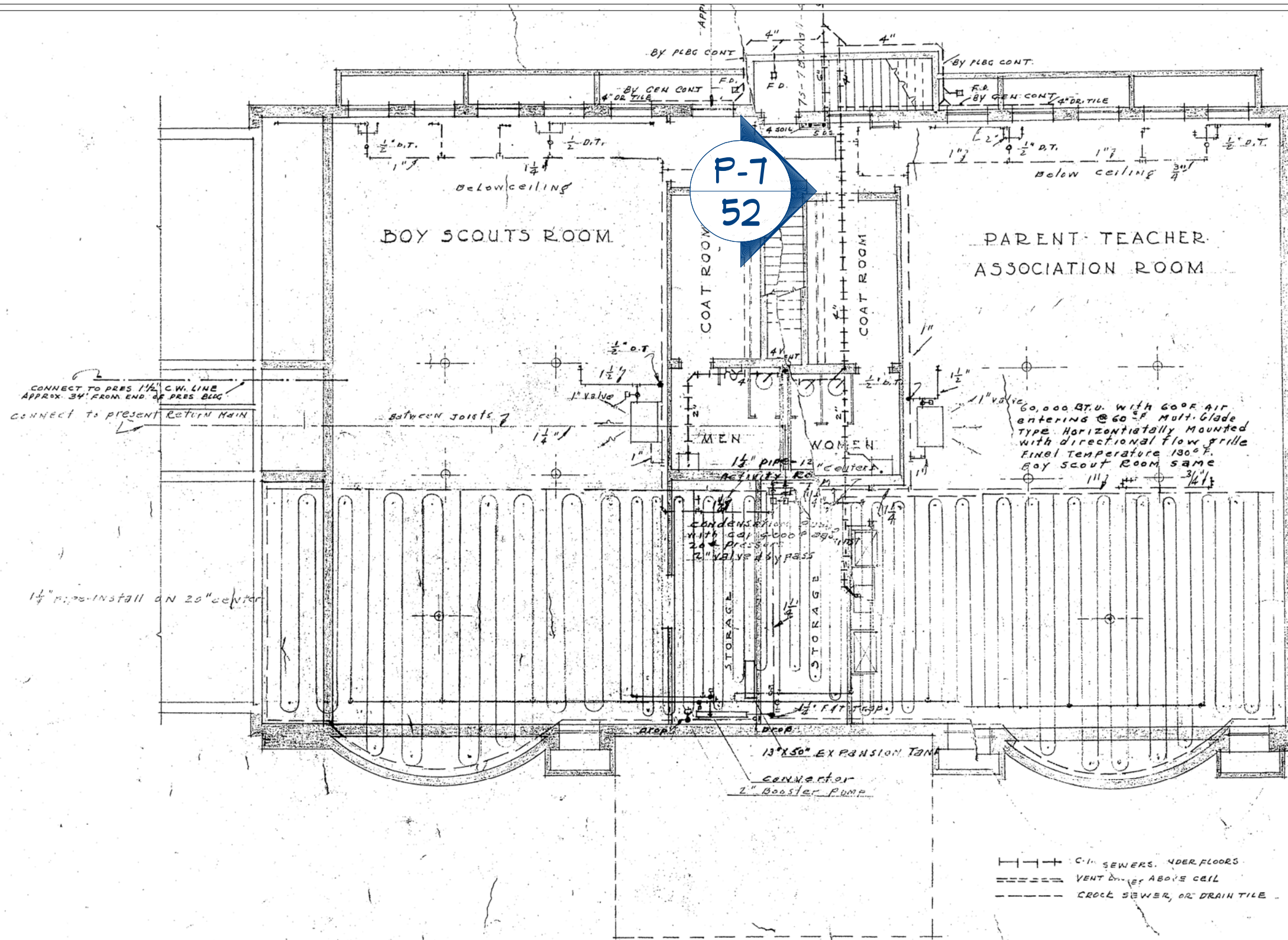
DATE:

2/16/2026

SCALE:

SHEET:

P-8



P-7  
52

1/4" Pipe 16" centers

⊗ Temperature control valve.  
Hot water supply mains below  
basement ceiling - install square  
head cocks on all branches.  
# air vents extended below  
ceiling at all high points.

--- C-1" SEWERS, UNDER FLOORS  
- - - - - VENT DRAIN ABOVE CEIL  
- - - - - CROCK SEWER, OR DRAIN TILE

REVISION TABLE	NUMBER	DATE	REVISION BY	DESCRIPTION

CARPENTER 2ND FLOOR  
DRINKING FOUNTAIN  
DEMO

DRAWINGS PROVIDED BY:  
MIDLAND PUBLIC  
SCHOOLS  
FACILITIES DEPARTMENT

DATE:

2/16/2026

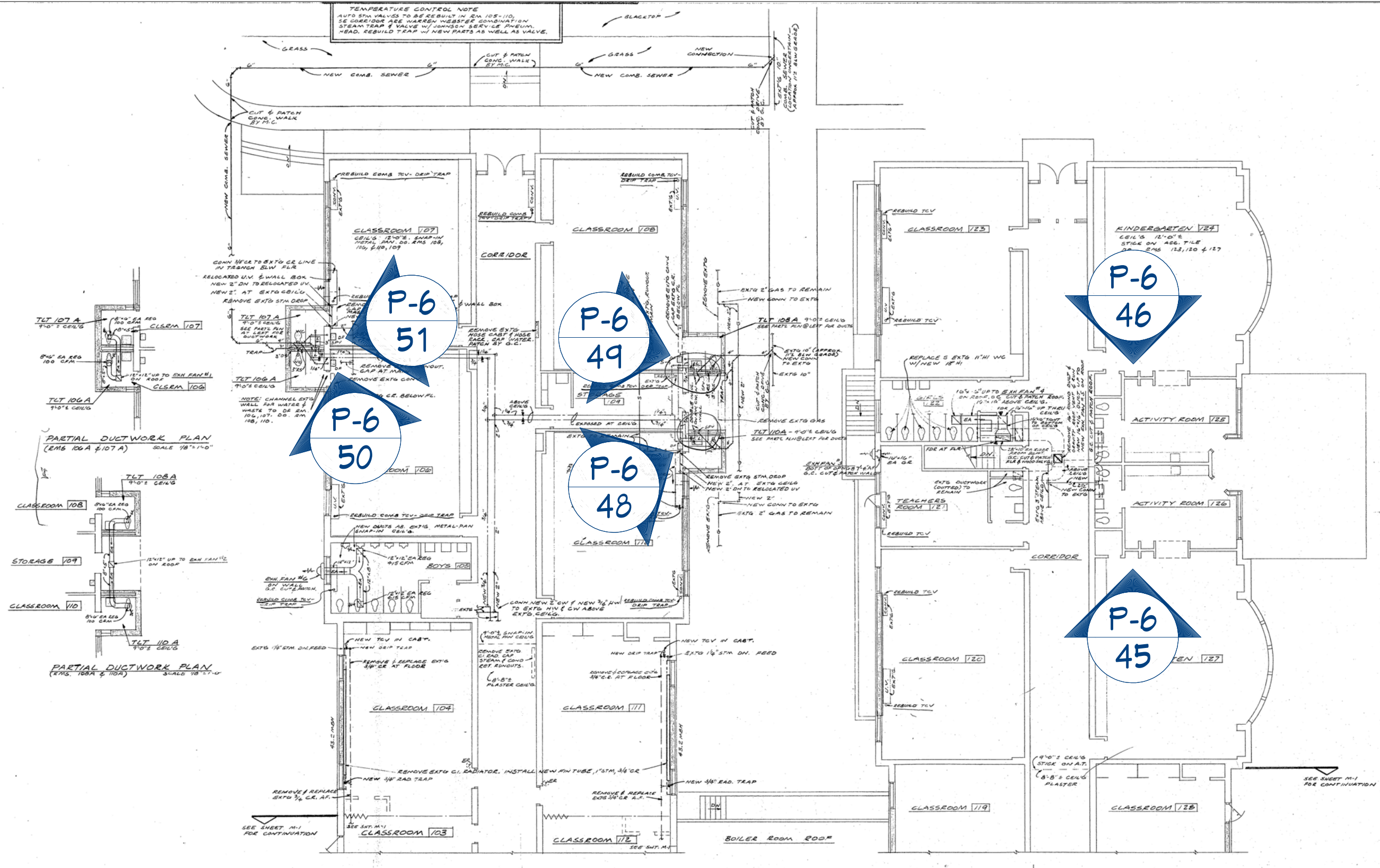
SCALE:

SHEET:

P-9

FILE NO. <b>432</b> MARCH 45	SOUTH-WEST WING ADDITION CARPENTER - ST. SCHOOL BOARD OF EDUCATION - MIDLAND, MICH.	SHEET NO. <b>I</b> MECH.
<b>ROBERT B. FRANTZ</b> <b>JAMES A. SPENCE</b> SAGINAW ARCHITECTS MICHIGAN		

TEMPERATURE CONTROL NOTE  
 AUTO STOP VALVES TO BE REBUILT IN RM 105-110.  
 SE CORRIDOR ARE WARREN WEBSTER COMBINATION  
 STEAM TRAP & VALVE W/ SHIMSON SERVICE JUNCTION  
 HEAD. REBUILD TRAP W/ NEW PARTS AS WELL AS VALVE.



MECHANICAL FIRST FLOOR PLAN - SOUTH WINGS  
 SCALE 1/8" = 1'-0"



REVISION TABLE	NUMBER	DATE	REVISION BY	DESCRIPTION

CARPENTER 2ND FLOOR  
 DRINKING FOUNTAIN  
 DEMO

DRAWINGS PROVIDED BY:  
 MIDLAND PUBLIC  
 SCHOOLS  
 FACILITIES DEPARTMENT

DATE:

2/16/2026

SCALE:

SHEET:

P-10



MARCH 23, 1969



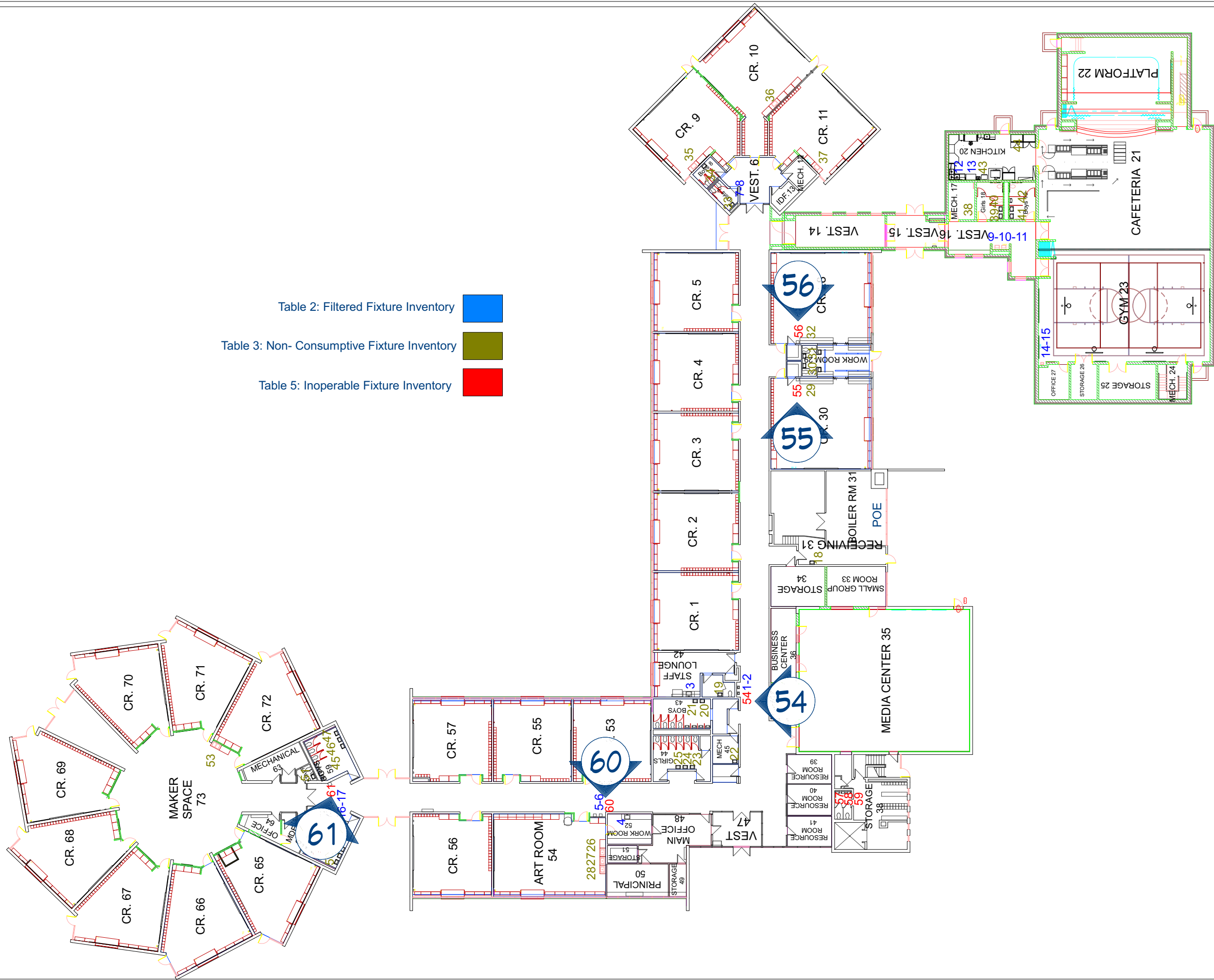


Table 2: Filtered Fixture Inventory ■

Table 3: Non-Consumptive Fixture Inventory ■

Table 5: Inoperable Fixture Inventory ■

REVISION TABLE	NUMBER	DATE	REVISOR	DESCRIPTION

**CHESTNUT HILL  
DRINKING FOUNTAIN  
DEMO**

DRAWINGS PROVIDED BY:  
**MIDLAND PUBLIC  
SCHOOLS  
FACILITIES DEPARTMENT**

DATE:  
2/16/2026

SCALE:

SHEET:  
**P-11**



P-11  
54



P-11  
55



P-11  
56



P-11  
60



P-11  
61

REVISION TABLE	NUMBER	DATE	REVISION BY	DESCRIPTION

CHESTNUT HILL  
DRINKING FOUNTAIN  
DEMO

DRAWINGS PROVIDED BY:  
MIDLAND PUBLIC  
SCHOOLS  
FACILITIES DEPARTMENT

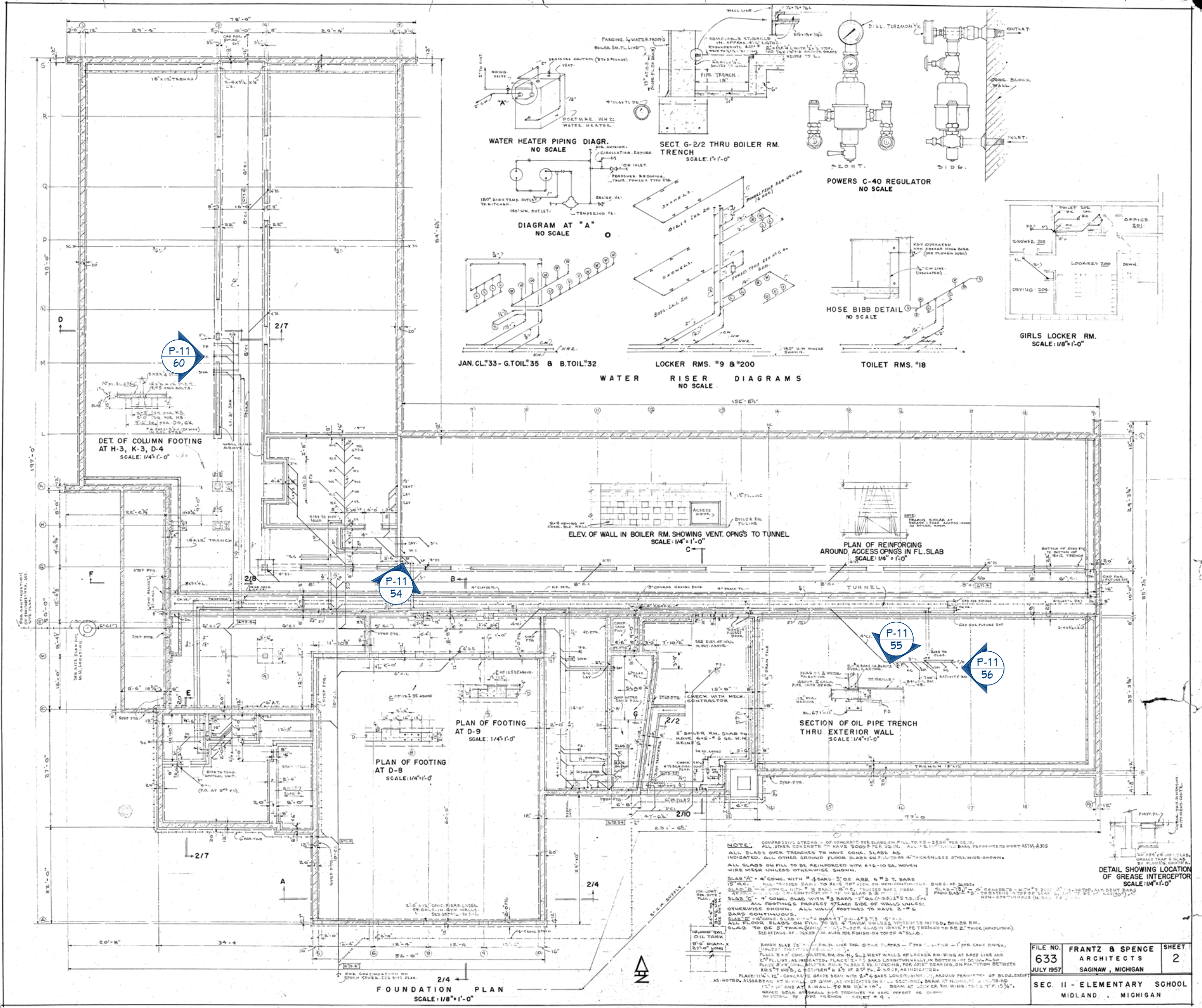
DATE:

2/16/2026

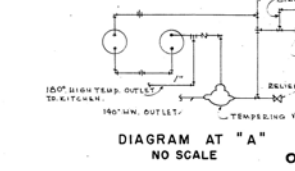
SCALE:

SHEET:

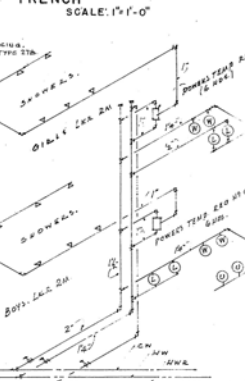
P-12



WATER HEATER PIPING DIAGR. NO SCALE



SECT. G-2/2 THRU BOILER RM. TRENCH SCALE: 1/4\"/>



POWERS C-40 REGULATOR NO SCALE

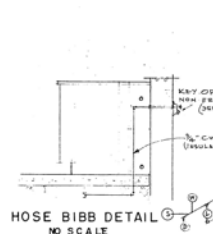
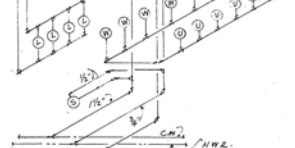
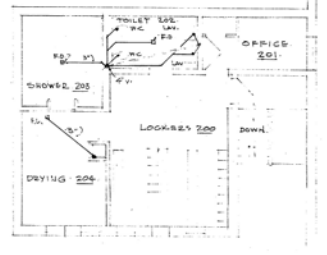


DIAGRAM AT 'A' NO SCALE



HOSE BIBB DETAIL NO SCALE



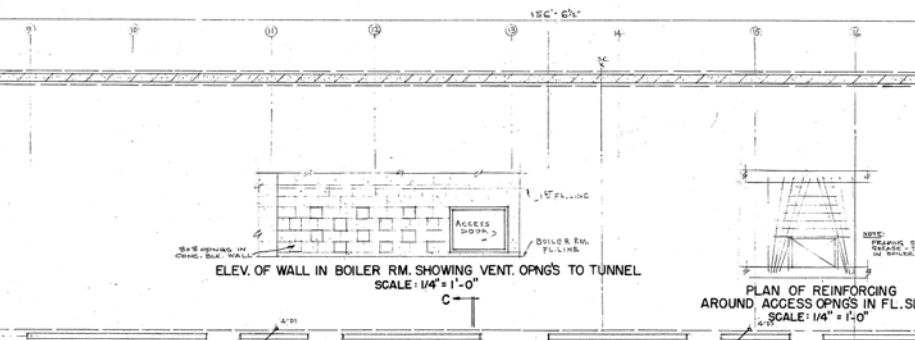
GIRLS LOCKER RM. SCALE: 1/8\"/>

JAN. CL. #33 - G. TOIL #35 & B. TOIL #32

LOCKER RMS. #9 & #200

TOILET RMS. #18

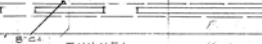
WATER RISER DIAGRAMS NO SCALE



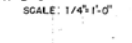
ELEV. OF WALL IN BOILER RM. SHOWING VENT. OPNGS TO TUNNEL SCALE: 1/4\"/>




PLAN OF REINFORCING AROUND ACCESS OPNGS IN FL. SLAB SCALE: 1/4\"/>



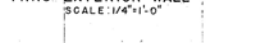
PLAN OF FOOTING AT D-9 SCALE: 1/4\"/>



PLAN OF FOOTING AT D-8 SCALE: 1/4\"/>



SECTION OF OIL PIPE TRENCH THRU EXTERIOR WALL SCALE: 1/4\"/>



NOTE: COMPRESSIVE STRENGTH OF CONCRETE FOR SLABS ON FILL TO BE 3000 PSI FOR 28 DAYS. ALL OTHER CONCRETE TO HAVE 3000 PSI FOR 28 DAYS. ALL 2\"/>

ALL SLABS OVER TRENCHES TO HAVE CONC. SLABS AS INDICATED. ALL OTHER GROUND FLOOR SLABS ON FILL TO BE 4\"/>

SLAB 'A' - 4\"/>

SLAB 'B' - 4\"/>

SLAB 'C' - 4\"/>

SLAB 'D' - 4\"/>

SLAB 'E' - 4\"/>

SLAB 'F' - 4\"/>

SLAB 'G' - 4\"/>

FILE NO. 633	FRANTZ & SPENCE ARCHITECTS SAGINAW, MICHIGAN	SHEET 2
SEC. II - ELEMENTARY SCHOOL MIDLAND, MICHIGAN		

REVISION TABLE	NUMBER	DATE	REVISION BY	DESCRIPTION

CHESTNUT HILL DRINKING FOUNTAIN DEMO

DRAWINGS PROVIDED BY: MIDLAND PUBLIC SCHOOLS FACILITIES DEPARTMENT

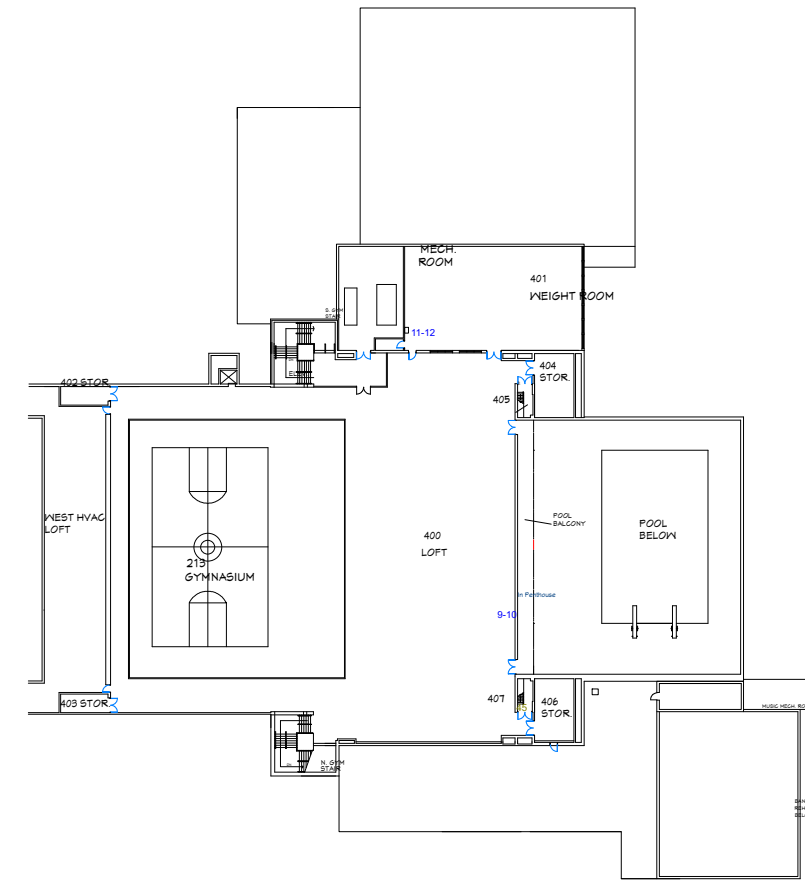
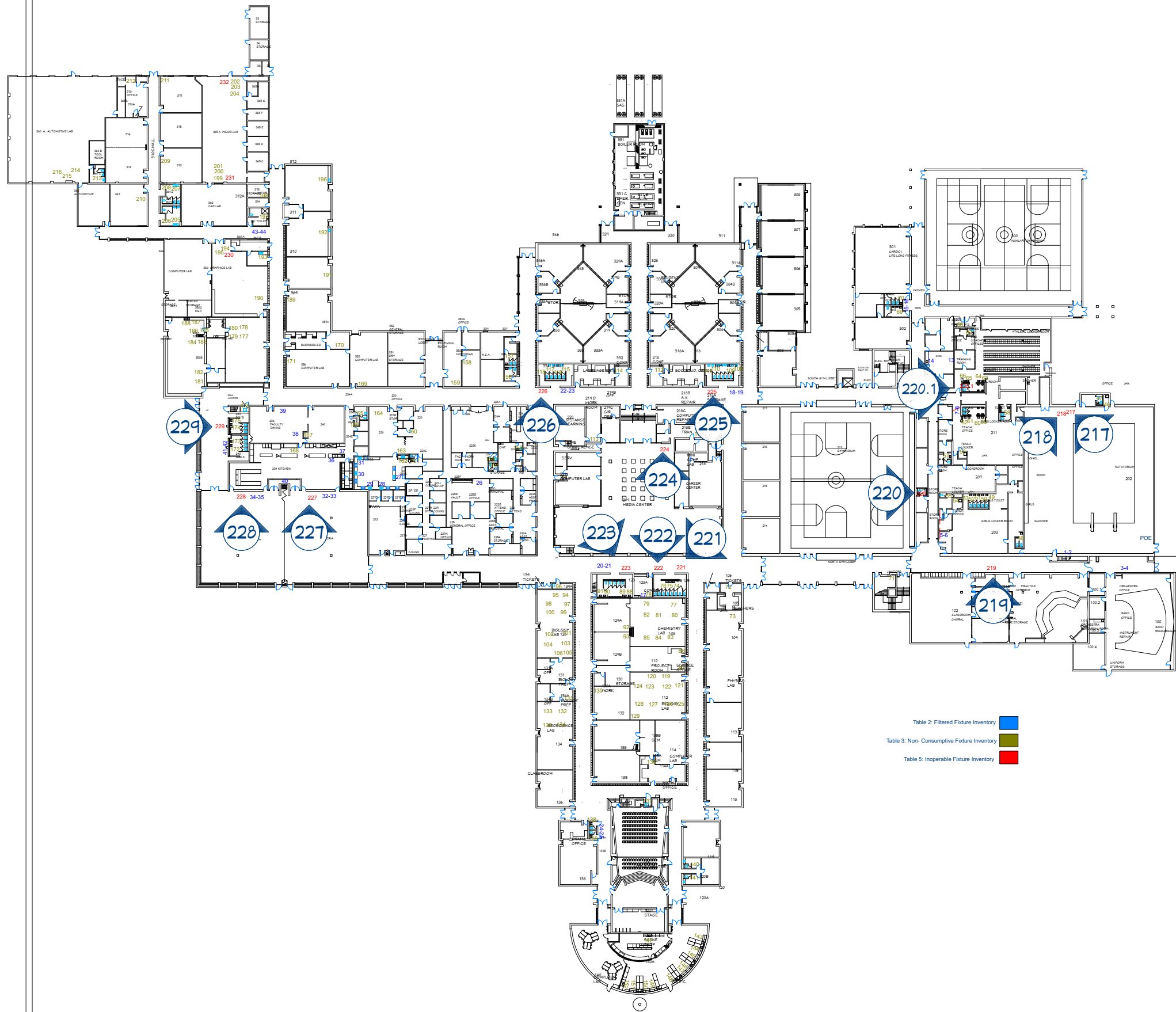
DATE: 2/16/2026

SCALE:

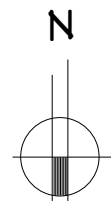
SHEET:

P-13





# GYM LOFT



REVISION TABLE	NUMBER	DATE	REVISOR	DESCRIPTION

## DOW HIGH SCHOOL DRINKING FOUNTAIN DEMO

DRAWINGS PROVIDED BY:  
MIDLAND PUBLIC  
SCHOOLS  
FACILITIES DEPARTMENT


DATE:

2/16/2026

SCALE:

SHEET:

P-15




P-15  
218


P-15  
217



P-15  
219



P-15  
220



P-15  
220.1

REVISION TABLE	
NUMBER	DATE

DESCRIPTION

DOM HIGH SCHOOL  
DRINKING FOUNTAIN  
DEMO

DRAWINGS PROVIDED BY:  
MIDLAND PUBLIC  
SCHOOLS  
FACILITIES DEPARTMENT


DATE:

2/16/2026


SCALE:

SHEET:


P-16



P-15  
221




P-15  
222




P-15  
223



P-15  
224



P-15  
225



P-15  
226

REVISION TABLE	NUMBER	DATE	REVISION BY	DESCRIPTION

DOW HIGH SCHOOL  
DRINKING FOUNTAIN  
DEMO

DRAWINGS PROVIDED BY:  
MIDLAND PUBLIC  
SCHOOLS  
FACILITIES DEPARTMENT


DATE:

2/16/2026


SCALE:

SHEET:


P-17



P-15  
227



P-15  
228



P-15  
229

REVISION TABLE	NUMBER	DATE	REVISOR	DESCRIPTION

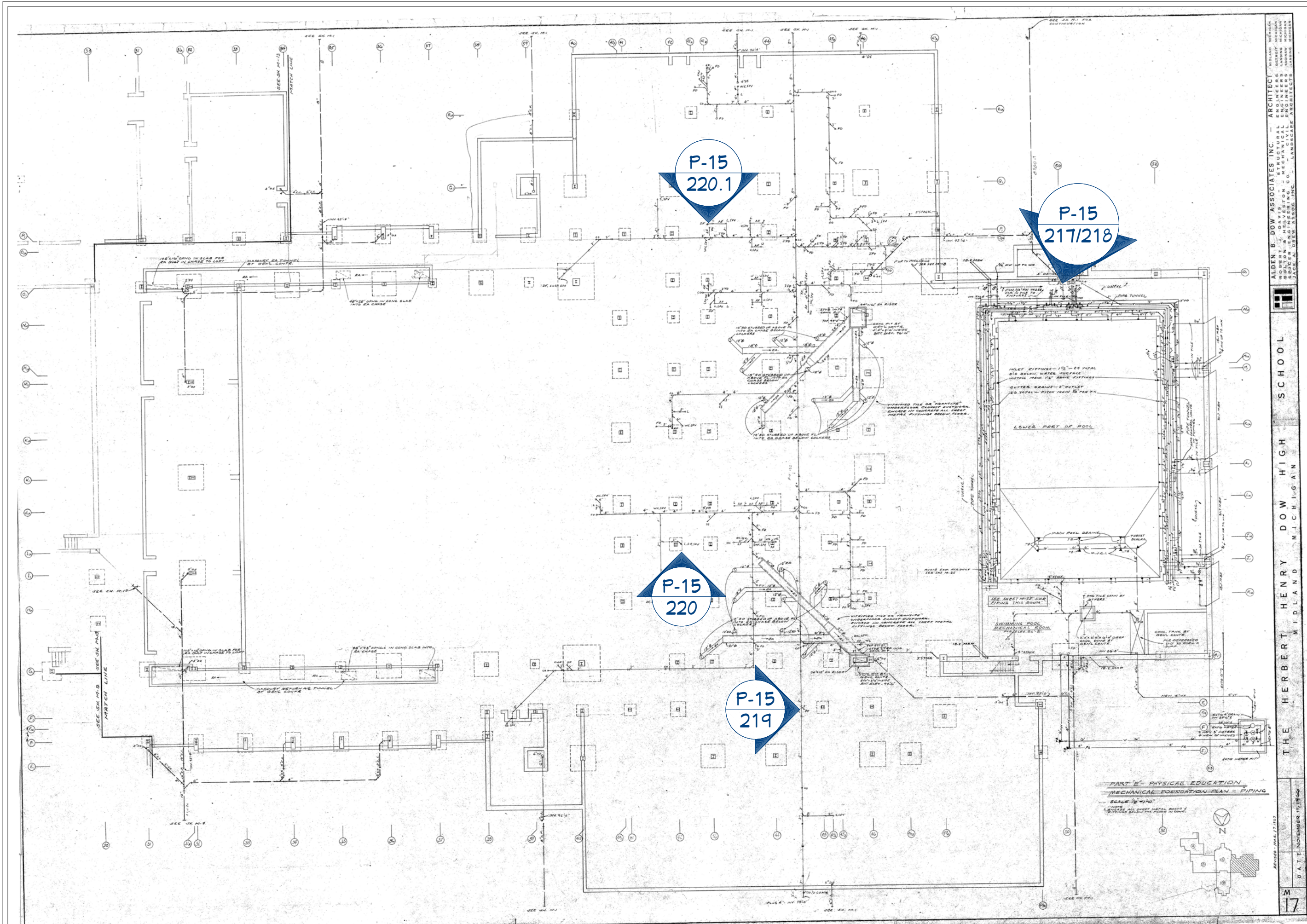
DOW HIGH SCHOOL  
DRINKING FOUNTAIN  
DEMO

DRAWINGS PROVIDED BY:  
MIDLAND PUBLIC  
SCHOOLS  
FACILITIES DEPARTMENT

DATE:  
2/16/2026

SCALE:

SHEET:  
P-18



ARCHITECT: ALDEN B. DOW ASSOCIATES INC. — MIDLAND MICHIGAN  
 STRUCTURAL ENGINEERS: RETROFIT ENGINEERS — DETROIT MICHIGAN  
 MECHANICAL ENGINEERS: BOYDTON & HELVESTON — C. G. — BIRMINGHAM MICHIGAN  
 ELECTRICAL ENGINEERS: BOYDTON & HELVESTON — C. G. — BIRMINGHAM MICHIGAN  
 LANDSCAPE ARCHITECTS: LANDSCAPE ARCHITECTS — BIRMINGHAM MICHIGAN

THE HERBERT MIDLAND MICHIGAN SCHOOL

PART E - PHYSICAL EDUCATION  
 MECHANICAL FOUNDATION PLAN - PIPING  
 SCALE: 1/8" = 1'-0"  
 REVISION: MAY 17, 1965  
 DATE: NOVEMBER 17, 1965

NUMBER	DATE	REVISION TABLE	DESCRIPTION

DRAWINGS PROVIDED BY:  
 MIDLAND PUBLIC SCHOOLS  
 FACILITIES DEPARTMENT

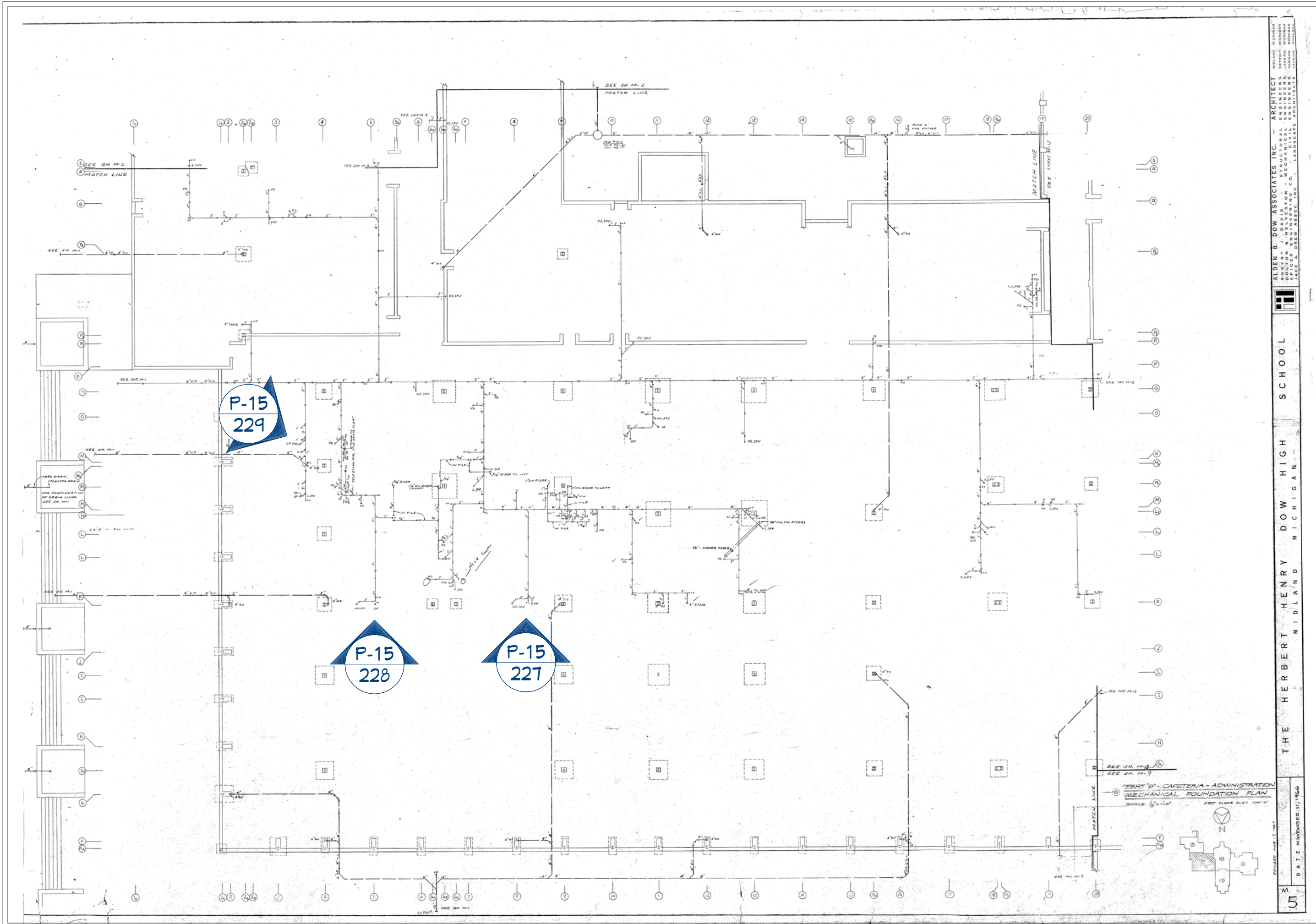
DOW HIGH SCHOOL  
 DRINKING FOUNTAIN  
 DEMO

DATE:  
 2/16/2026

SCALE:  
 SHEET:  
 P-19







ALDEN B. DOW ASSOCIATES, INC. ARCHITECT  
 1000 W. WASHINGTON ST. DETROIT, MICHIGAN 48226  
 ENGINEERS  
 1000 W. WASHINGTON ST. DETROIT, MICHIGAN 48226  
 MECHANICAL ENGINEERS  
 1000 W. WASHINGTON ST. DETROIT, MICHIGAN 48226  
 ELECTRICAL ENGINEERS  
 1000 W. WASHINGTON ST. DETROIT, MICHIGAN 48226  
 PLUMBERS  
 1000 W. WASHINGTON ST. DETROIT, MICHIGAN 48226  
 LANDSCAPE ARCHITECTS  
 1000 W. WASHINGTON ST. DETROIT, MICHIGAN 48226

THE HERBERT HENRY DOW HIGH SCHOOL  
 MIDLAND MICHIGAN

DATE: NOVEMBER 11, 1966

REVISION TABLE	NUMBER	DATE	REVISION BY	DESCRIPTION

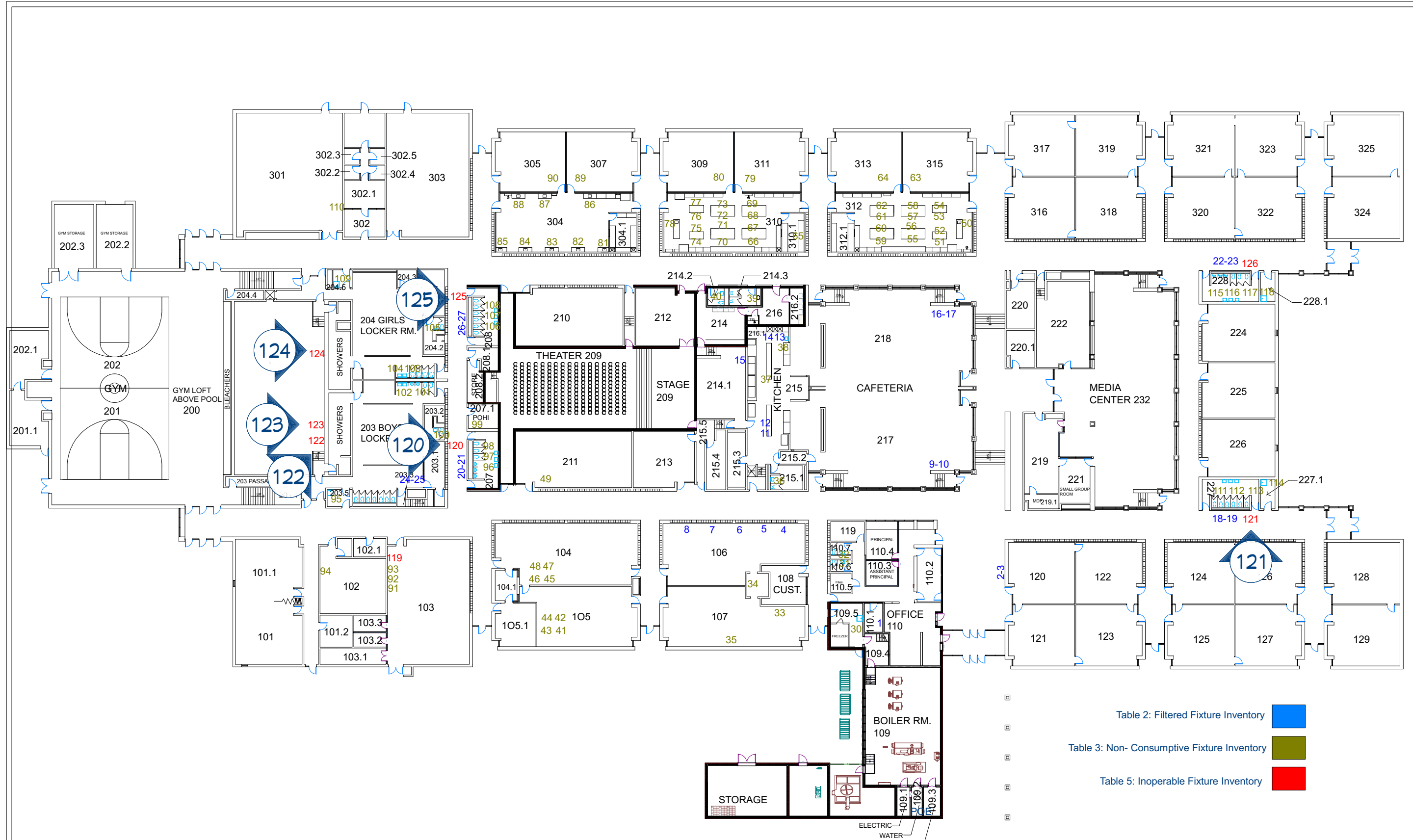
DRAWINGS PROVIDED BY:  
 MIDLAND PUBLIC SCHOOLS  
 FACILITIES DEPARTMENT

DOW HIGH SCHOOL  
 DRINKING FOUNTAIN  
 DEMO

DATE: 2/16/2026

SCALE:

SHEET:  
 P-22



- Table 2: Filtered Fixture Inventory ■
- Table 3: Non-Consumptive Fixture Inventory ■
- Table 5: Inoperable Fixture Inventory ■

REVISION TABLE		
NUMBER DATE	REVISION BY	DESCRIPTION

**JEFFERSON  
DRINKING FOUNTAIN  
DEMO**

DRAWINGS PROVIDED BY:  
**MIDLAND PUBLIC  
SCHOOLS  
FACILITIES DEPARTMENT**

DATE:  
2/16/2026

SCALE:


SHEET:  
**P-23**



P-23  
20



P-23  
21



P-23  
22



P-23  
23



P-23  
24

REVISION TABLE	NUMBER	DATE	REVISOR	DESCRIPTION

JEFFERSON  
DRINKING FOUNTAIN  
DEMO

DRAWINGS PROVIDED BY:  
MIDLAND PUBLIC  
SCHOOLS  
FACILITIES DEPARTMENT

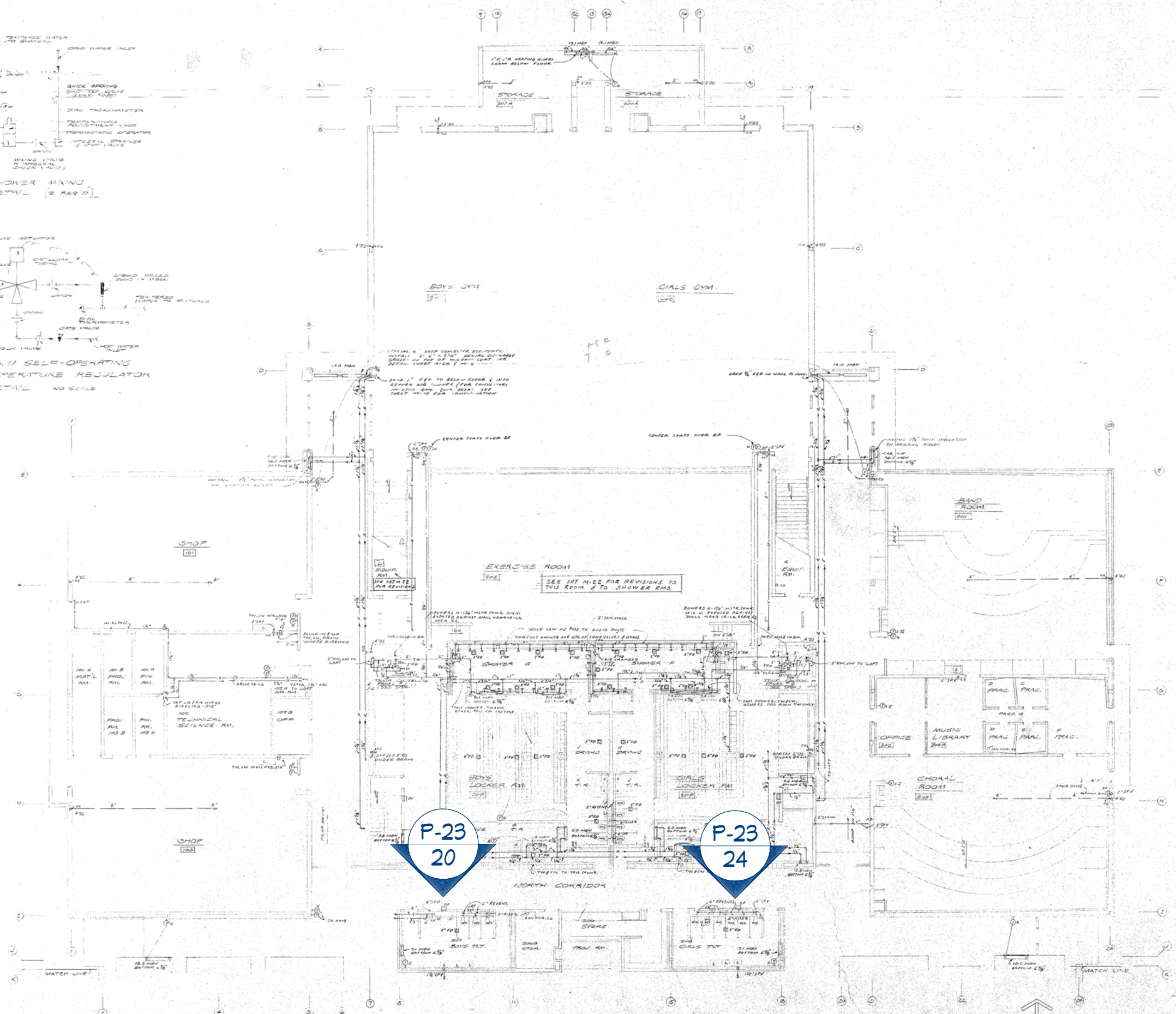
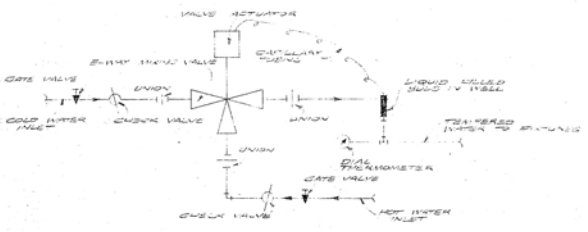
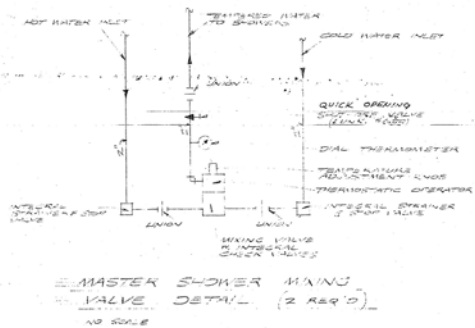
DATE:

2/16/2026

SCALE:

SHEET:

P-24

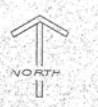


P-23  
20

P-23  
24

MECHANICAL FLOOR PLAN (PIPING) PART-3  
SCALE: 1/8" = 1'-0"

NOTES:  
1. REFER TO PARTS 1 & 2 FOR GENERAL NOTES.  
2. REFER TO PARTS 4 & 5 FOR GENERAL NOTES.  
3. REFER TO PARTS 6 & 7 FOR GENERAL NOTES.  
4. REFER TO PARTS 8 & 9 FOR GENERAL NOTES.



MIDLAND, MICHIGAN ARCHITECT  
 ALDEN B. DOW, INC.  
 ROBERT J. DAVIS  
 STRUCTURAL ENGINEER  
 ROBERT J. DAVIS  
 STRUCTURAL ENGINEER  
 NORTH INTERMEDIATE SCHOOL  
 MICHIGAN  
 MECH. FLOOR PLAN (PIPING) PART-3  
 DATE - OCT. 29, 1952  
 12

NUMBER	DATE	REVISION TABLE	REVISION BY	DESCRIPTION

JEFFERSON  
 DRINKING FOUNTAIN  
 DEMO

DRAWINGS PROVIDED BY:  
 MIDLAND PUBLIC  
 SCHOOLS  
 FACILITIES DEPARTMENT

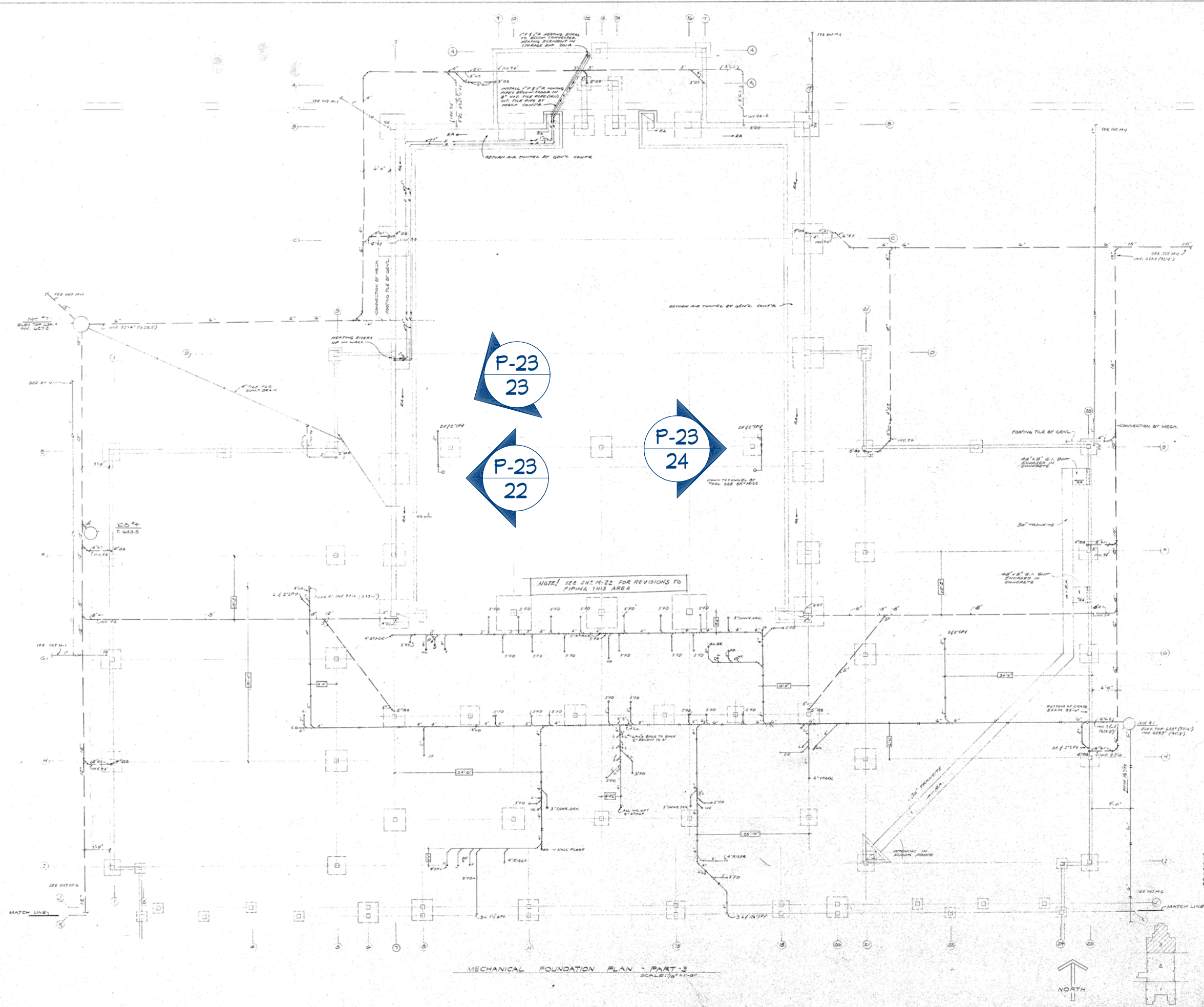
DATE:

2/16/2026

SCALE:

SHEET:

P-25



MECHANICAL FOUNDATION PLAN - PART 3  
SCALE: 1/8" = 1'-0"

MIDLAND, MICHIGAN  
 ARCHITECT  
 ALDEN B. DOW, INC.  
 MECHANICAL ENGINEER  
 POLSON & HELVESTON  
 STRUCTURAL ENGINEER  
 ROBERT J. DAVIS

NORTH INTERMEDIATE SCHOOL  
 MIDLAND, MICHIGAN

MECH. FOUNDATION PLAN - PART 3  
 DATE - OCT. 21, 1966

DRAWINGS PROVIDED BY:  
 MIDLAND PUBLIC SCHOOLS  
 FACILITIES DEPARTMENT

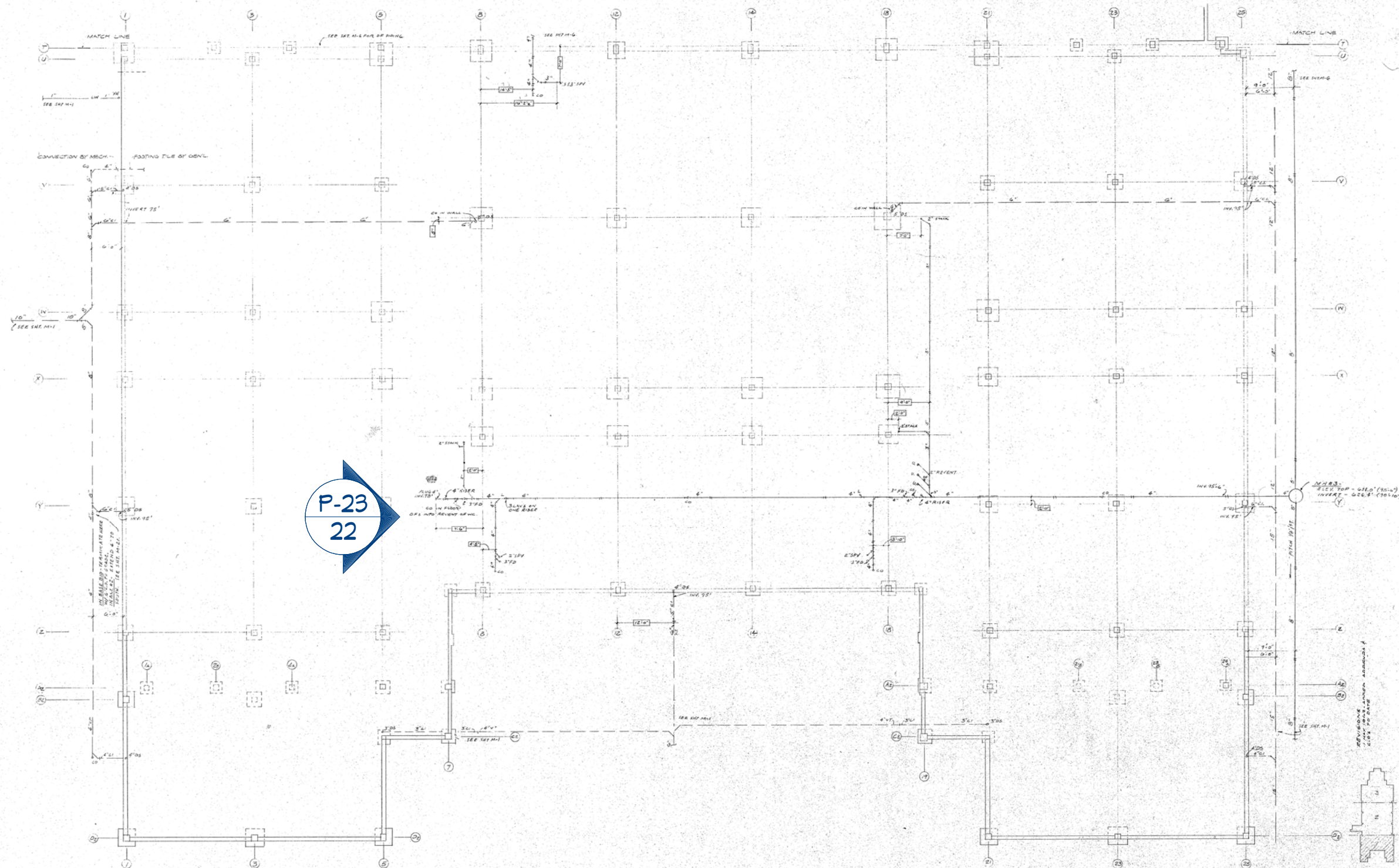
JEFFERSON DRINKING FOUNTAIN DEMO

NUMBER	DATE	REVISION TABLE	REVISOR	DESCRIPTION

DATE: 2/16/2026

SCALE:  

SHEET: P-26



MECHANICAL FOUNDATION PLAN - PART 1  
SCALE: 1/8" = 1'-0"

NOTE: ALL DIMENSIONS IN EXTERIOR WALLS  
TO BE SPECIFICALLY DOWN FROM GRADE  
UNLESS OTHERWISE PROVIDED BY OWNER.  
VERIFY ALL LOCATIONS.

ALDEN B. DOW, INC. ARCHITECT  
BOLTON & HELVESTON STRUCTURAL ENGINEER  
ROBERT J. DAVIS MECHANICAL ENGINEER  
MIDLAND, MICHIGAN  
LANSING, MICHIGAN  
DETROIT, MICHIGAN

NORTH INTERMEDIATE SCHOOL  
M I D L A N D , M I C H I G A N

MECH FOUNDATION PLAN - PART 1  
DATE - OCT. 29, 1962

M 2

NUMBER	DATE	REVISION TABLE	REVISOR	DESCRIPTION

JEFFERSON  
DRINKING FOUNTAIN  
DEMO

DRAWINGS PROVIDED BY:  
MIDLAND PUBLIC  
SCHOOLS  
FACILITIES DEPARTMENT

DATE:

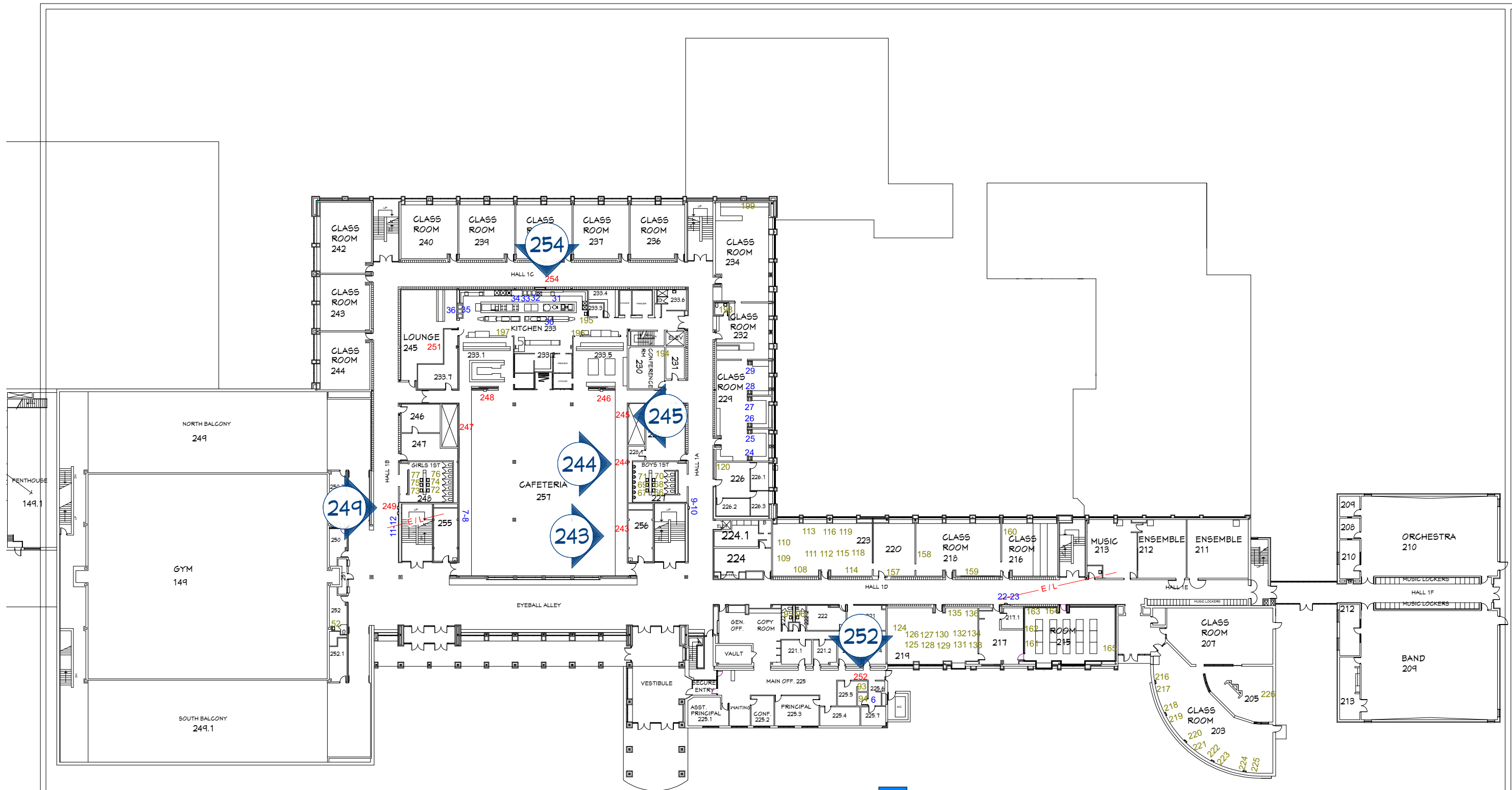
2/16/2026

SCALE:

SHEET:

P-27





REVISION TABLE	
NUMBER	DATE

**MIDLAND 2ND FLOOR  
DRINKING FOUNTAIN  
DEMO**

DRAWINGS PROVIDED BY:  
**MIDLAND PUBLIC  
SCHOOLS  
FACILITIES DEPARTMENT**

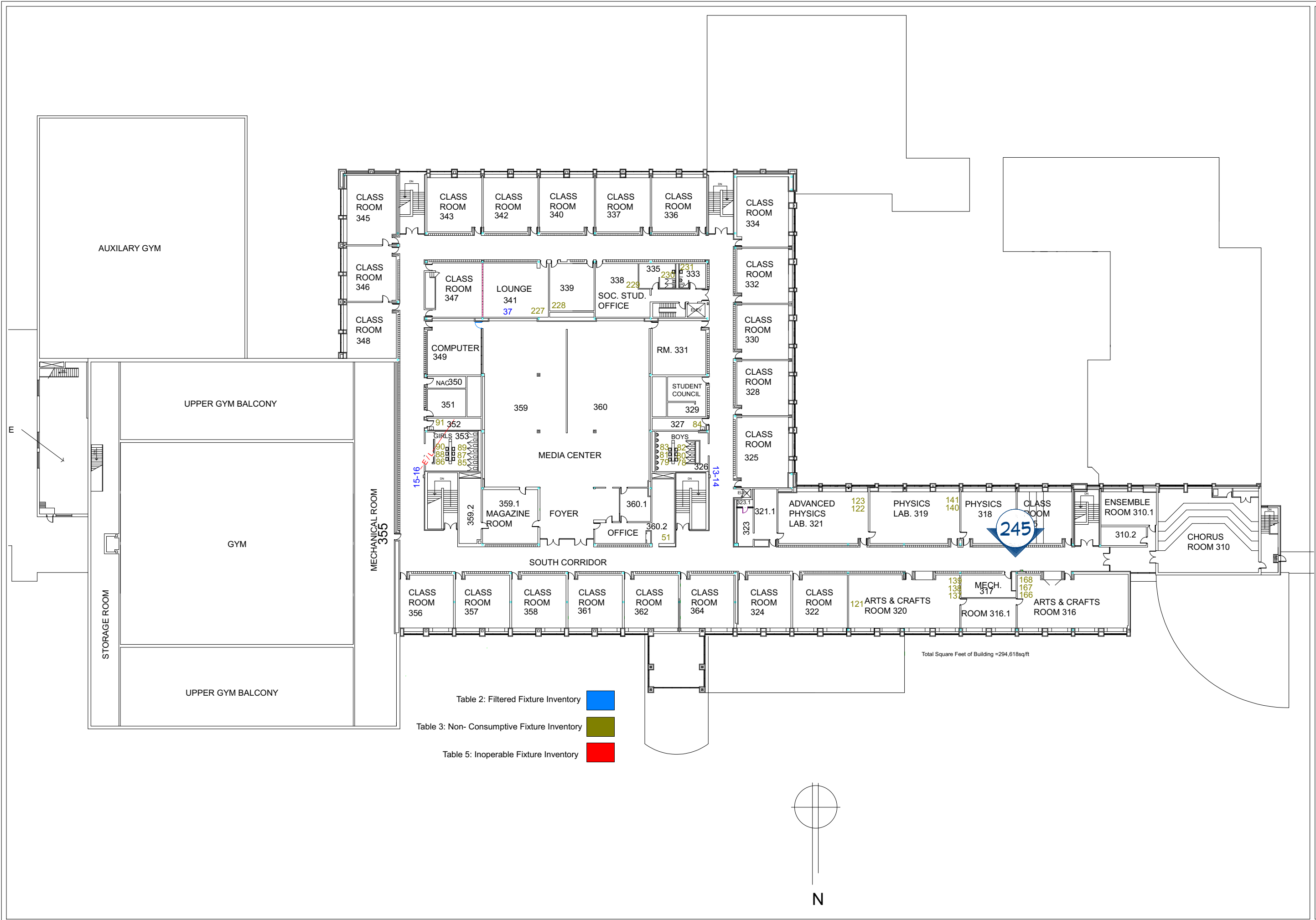
DATE:

2/16/2026

SCALE:

SHEET:

P-29




REVISION TABLE	
NUMBER	DATE

**MIDLAND 3RD FLOOR  
DRINKING FOUNTAIN  
DEMO**

DRAWINGS PROVIDED BY:  
**MIDLAND PUBLIC  
SCHOOLS  
FACILITIES DEPARTMENT**


DATE:	2/16/2026
SCALE:	
SHEET:	P-30

IMG\_2409




P-28  
250

P-29  
243




P-29  
254

P-29  
252






P-29  
249


P-30  
253



P-29  
244



REVISION TABLE	REVISION BY	DESCRIPTION



MIDLAND HIGH DRINKING  
FOUNTAIN DEMO

DRAWINGS PROVIDED BY:  
MIDLAND PUBLIC  
SCHOOLS  
FACILITIES DEPARTMENT

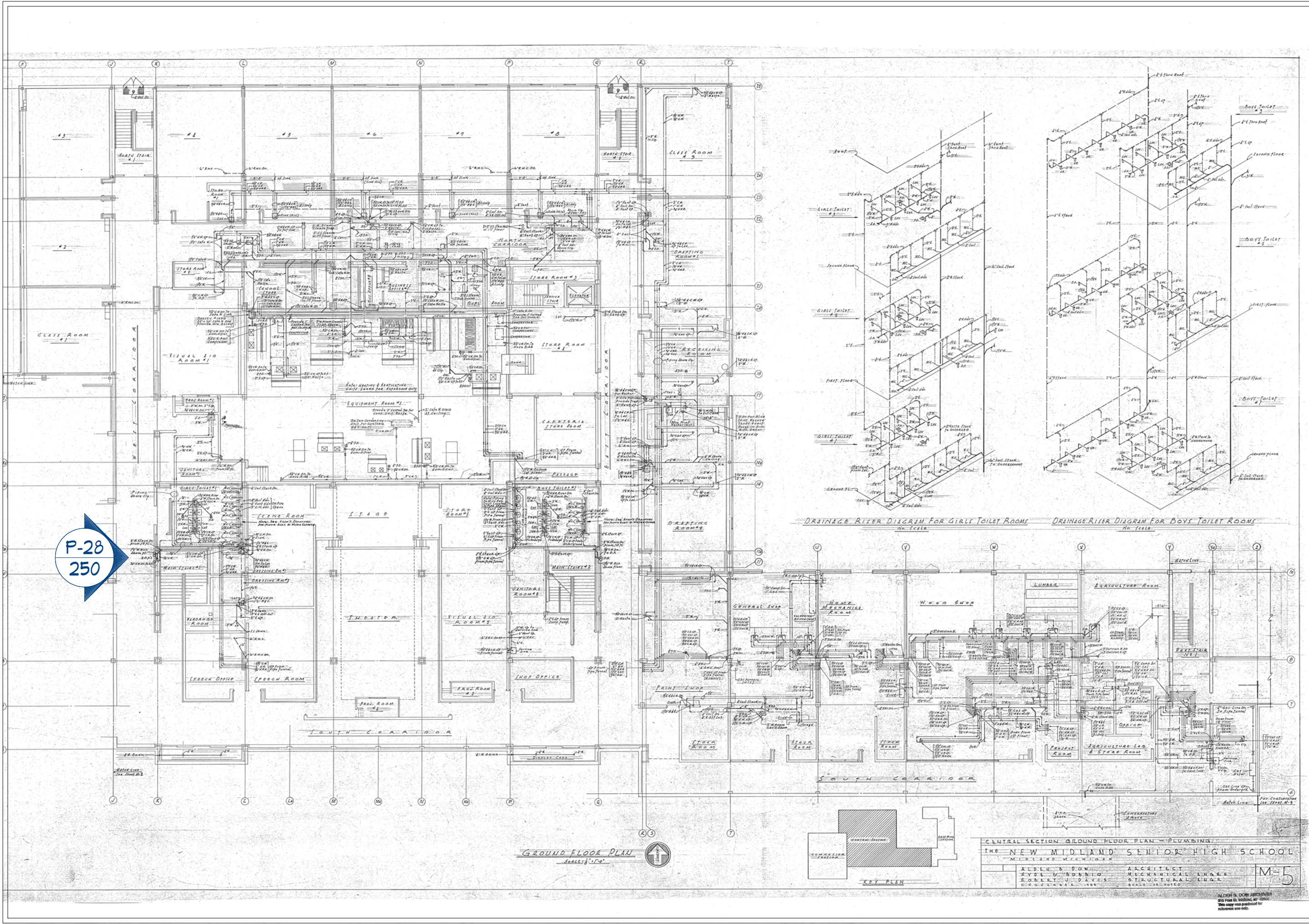
DATE:

2/16/2026

SCALE:

SHEET:

P-31



P-28  
250

GROUND FLOOR PLAN  
SCALE: 1/8" = 1'-0"

DRAINAGE RISER DIAGRAM FOR GIRLS TOILET ROOMS  
No. 250  
DRAINAGE RISER DIAGRAM FOR BOYS TOILET ROOMS  
No. 251

CENTRAL SECTION GROUND FLOOR PLAN - PLUMBING  
THE NEW MIDLAND SENIOR HIGH SCHOOL  
MIDLAND, MISSOURI

ALDEN B. DOW	ARCHITECT
ROBERT J. DAVIS	MECHANICAL ENGINEER
ROBERT J. DAVIS	STRUCTURAL ENGINEER
ROBERT J. DAVIS	SCALE: AS NOTED

REVISION TABLE	NUMBER	DATE	REVISION BY	DESCRIPTION

MIDLAND DRINKING  
FOUNTAIN DEMO

DRAWINGS PROVIDED BY:  
MIDLAND PUBLIC  
SCHOOLS  
FACILITIES DEPARTMENT

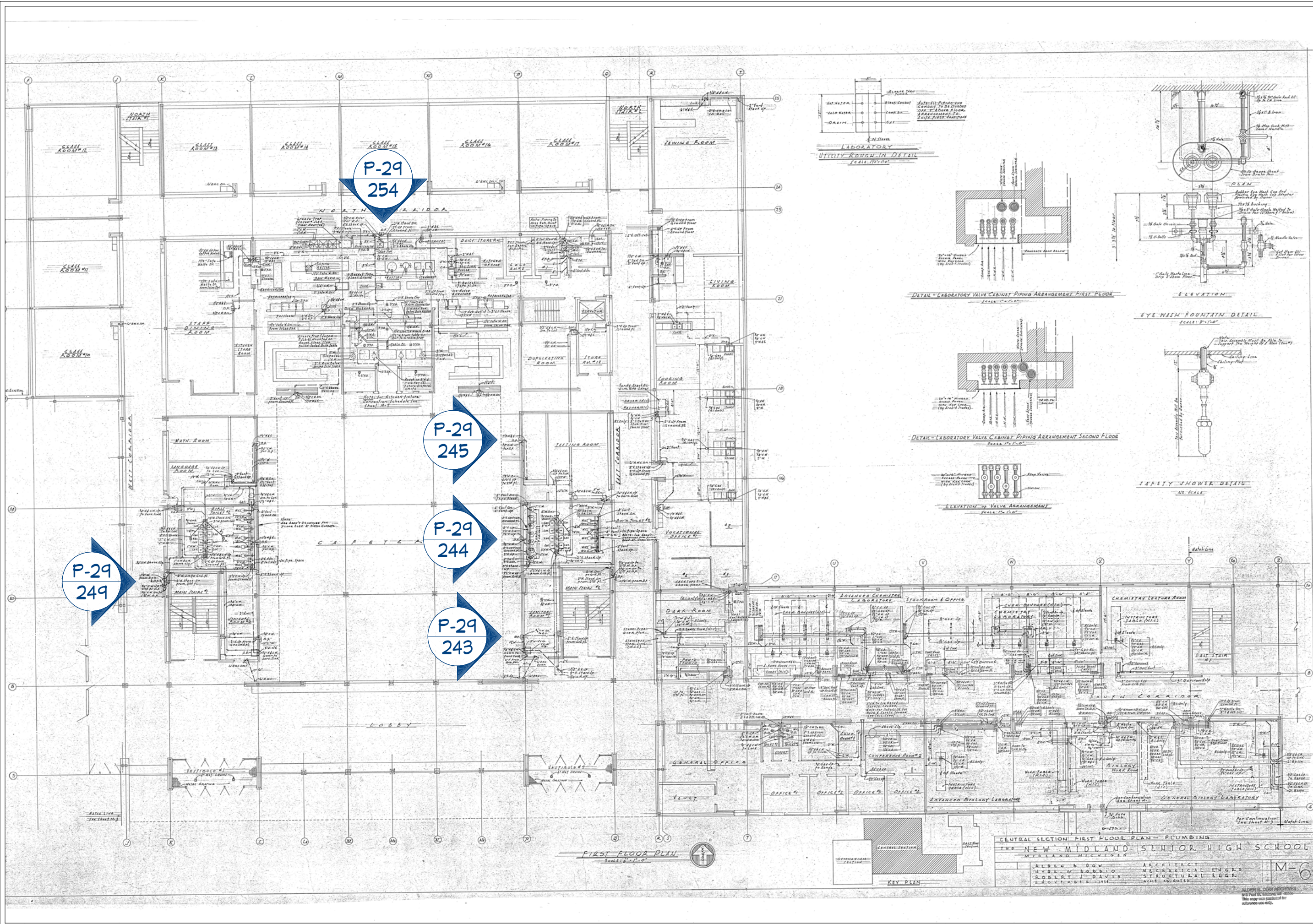
DATE:

2/16/2026

SCALE:

SHEET:

P-32



REVISION TABLE	REVISION BY	DESCRIPTION

DRAWINGS PROVIDED BY:  
**MIDLAND PUBLIC SCHOOLS**  
 FACILITIES DEPARTMENT

NORTHWEST DRINKING FOUNTAIN DEMO

DATE:  
2/16/2026

SCALE:

SHEET:  
**P-33**

CENTRAL SECTION FIRST FLOOR PLAN - PLUMBING

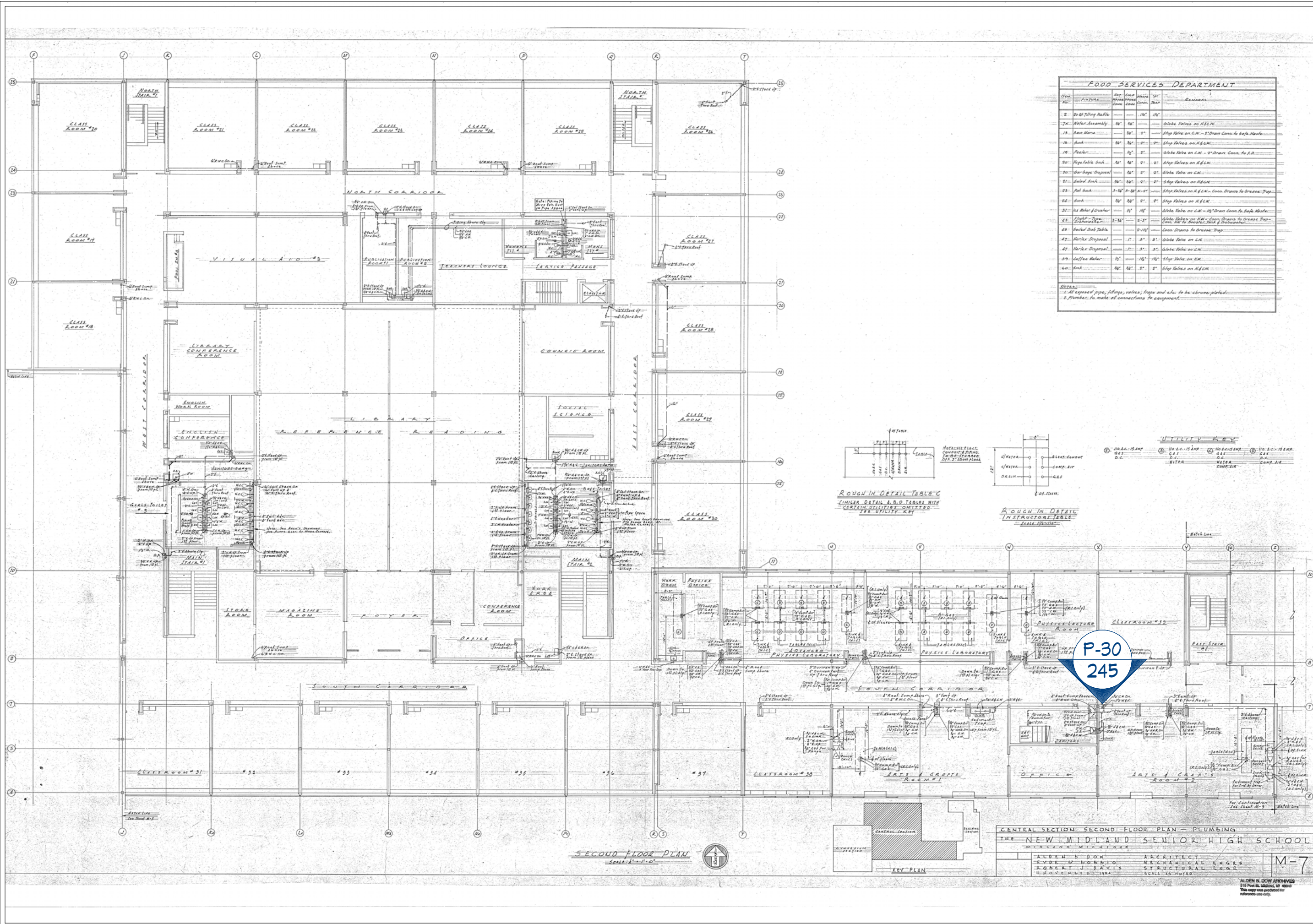
THE NEW MIDLAND SENIOR HIGH SCHOOL  
MIDLAND, MICHIGAN

ALDEN B. BOWEN	ARCHITECT
ROBERT J. DAVIS	MECHANICAL ENGR.
ROBERT J. DAVIS	STRUCTURAL ENGR.
ROBERT J. DAVIS	SCALE ARCHITECT

M-6

ALDEN B. BOWEN & ASSOCIATES  
1000 W. BROADWAY  
ANN ARBOR, MI 48106  
This copy was produced for reference use only.

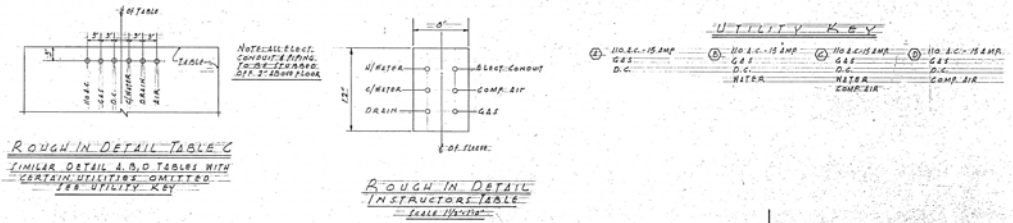




**FOOD SERVICES DEPARTMENT**

ITEM	QUANTITY	SIZE	REMARKS
2	20	18" x 18"	20 at Dining Table
7	1	48" x 48"	Water Assembly
13	1	48" x 48"	Sink
14	1	48" x 48"	Sink
15	1	48" x 48"	Sink
16	1	48" x 48"	Sink
17	1	48" x 48"	Sink
18	1	48" x 48"	Sink
19	1	48" x 48"	Sink
20	1	48" x 48"	Sink
21	1	48" x 48"	Sink
22	1	48" x 48"	Sink
23	1	48" x 48"	Sink
24	1	48" x 48"	Sink
25	1	48" x 48"	Sink
26	1	48" x 48"	Sink
27	1	48" x 48"	Sink
28	1	48" x 48"	Sink
29	1	48" x 48"	Sink
30	1	48" x 48"	Sink

NOTES:  
 1. All exposed pipe, fittings, valves, traps and etc. to be chrome plated.  
 2. Number to make of connections to equipment.



**P-30  
245**

**CENTRAL SECTION SECOND FLOOR PLAN - PLUMBING**  
**THE NEW MIDLAND SENIOR HIGH SCHOOL**  
 ALDEN B. DOW ARCHITECT  
 HYDE V. BOBBIO MECHANICAL ENGR.  
 ROBERT J. DAVIS STRUCTURAL ENGR.  
 M-7

DRAWINGS PROVIDED BY: MIDLAND PUBLIC SCHOOLS DEPARTMENT

NORTHEAST DRINKING FOUNTAIN DEMO

REVISION TABLE

NUMBER	DATE	DESCRIPTION

DATE: 2/16/2026

SCALE:

SHEET: P-35



- Table 2: Filtered Fixture Inventory ■
- Table 3: Non- Consumptive Fixture Inventory ■
- Table 5: Inoperable Fixture Inventory ■

REVISION TABLE	NUMBER	DATE	REVISOR	DESCRIPTION

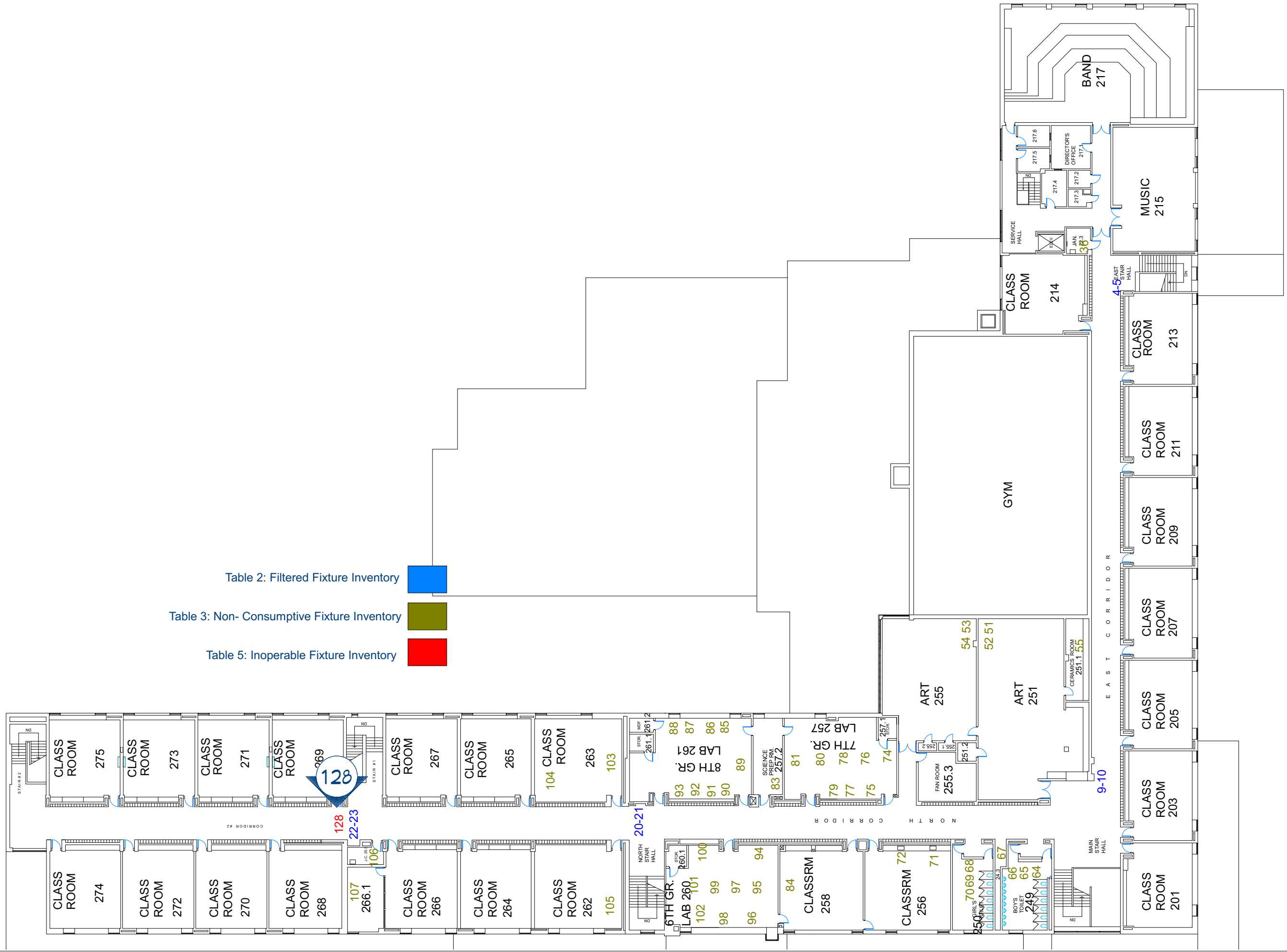
NORTHEAST 1ST FLOOR  
DRINKING FOUNTAIN  
DEMO

DRAWINGS PROVIDED BY:  
MIDLAND PUBLIC  
SCHOOLS  
FACILITIES DEPARTMENT

DATE:  
2/16/2026

SCALE:

SHEET:  
P-36



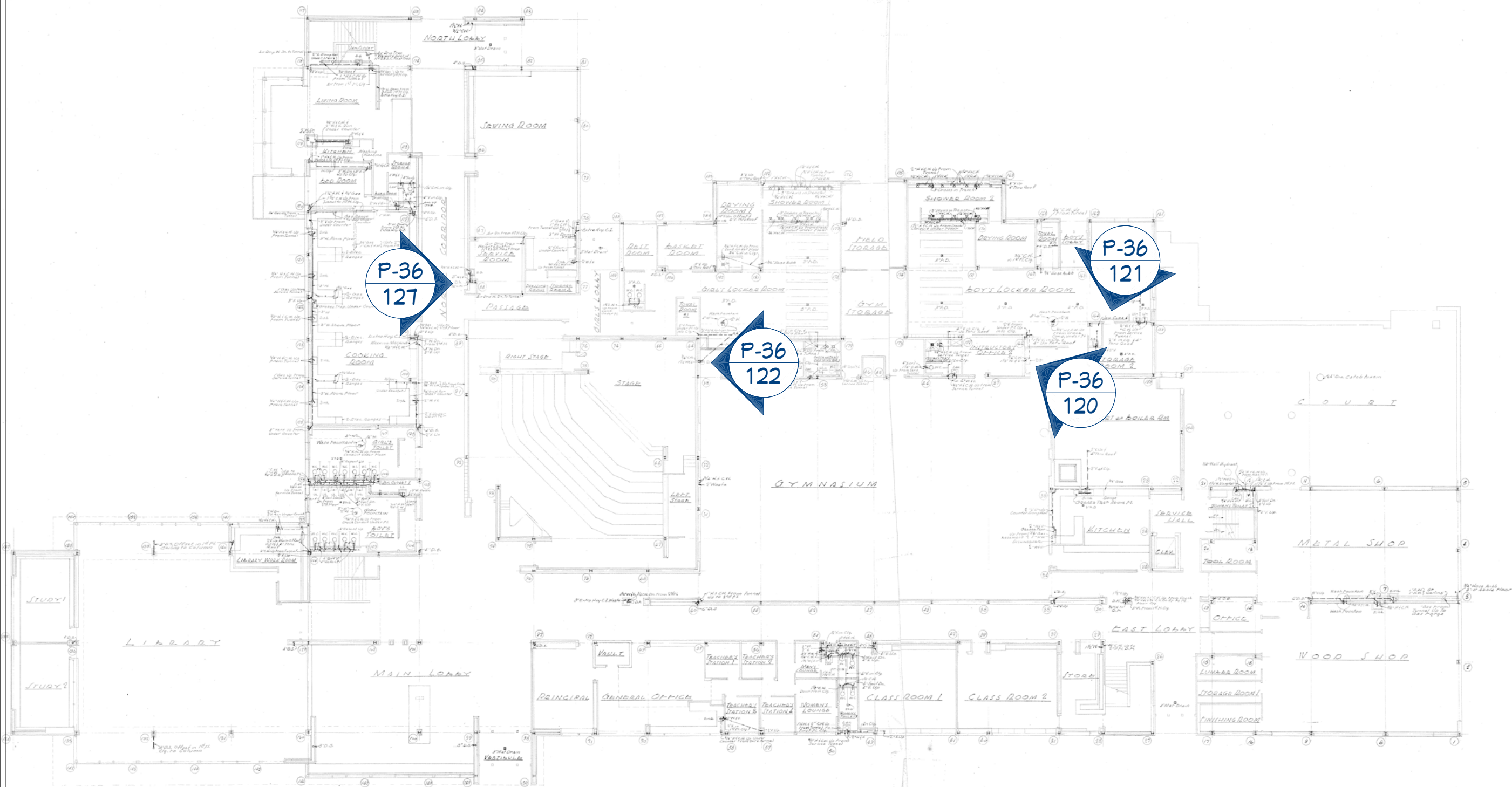
**NORTHEAST 2ND FLOOR  
DRINKING FOUNTAIN  
DEMO**

DRAWINGS PROVIDED BY:  
**MIDLAND PUBLIC  
SCHOOLS  
FACILITIES DEPARTMENT**

DATE:  
2/16/2026

SCALE:

SHEET:  
**P-37**



FIRST FLOOR PLUMBING  
 THE NORTHEAST HIGH SCHOOL  
 MIDLAND, MICHIGAN  
 ALDEN S. DOW, ARCHITECT  
 ST. CLAIR PARSONS, CONSULTING ARCHITECT  
 HYDE AND BORRISIO, MECHANICAL ENGINEERS  
 MARCH 21, 1916

M2 First Floor Plumbing

REVISION TABLE	NUMBER	DATE	REVISION BY	DESCRIPTION

NORTHEAST DRINKING  
 FOUNTAIN DEMO

DRAWINGS PROVIDED BY:  
 MIDLAND PUBLIC  
 SCHOOLS  
 FACILITIES DEPARTMENT

DATE:


2/16/2026

SCALE:

SHEET:


P-38






P-36  
120

P-36  
123



P-36  
121

P-36  
122




P-36  
124

P-36  
127



P-36  
125/126

P-37  
128



REVISION TABLE	
NUMBER	DATE

DESCRIPTION

NORTHEAST DRINKING  
FOUNTAIN DEMO

DRAWINGS PROVIDED BY:  
MIDLAND PUBLIC  
SCHOOLS  
FACILITIES DEPARTMENT

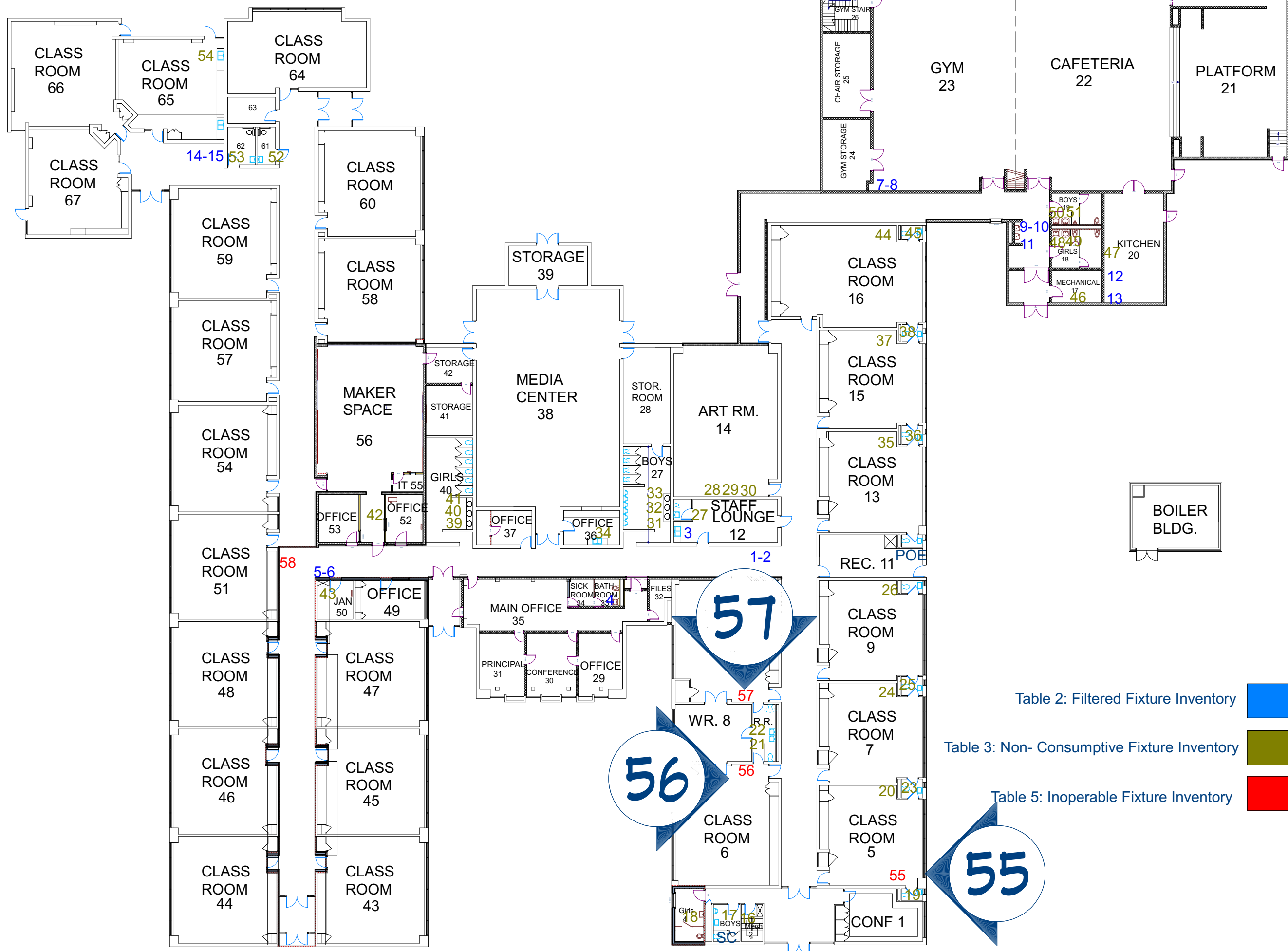
DATE:

2/16/2026

SCALE:

SHEET:

P-40



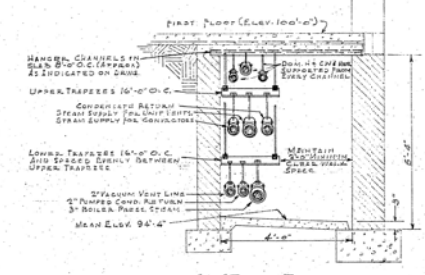
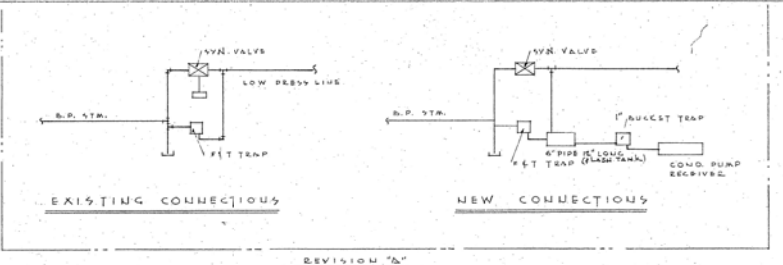
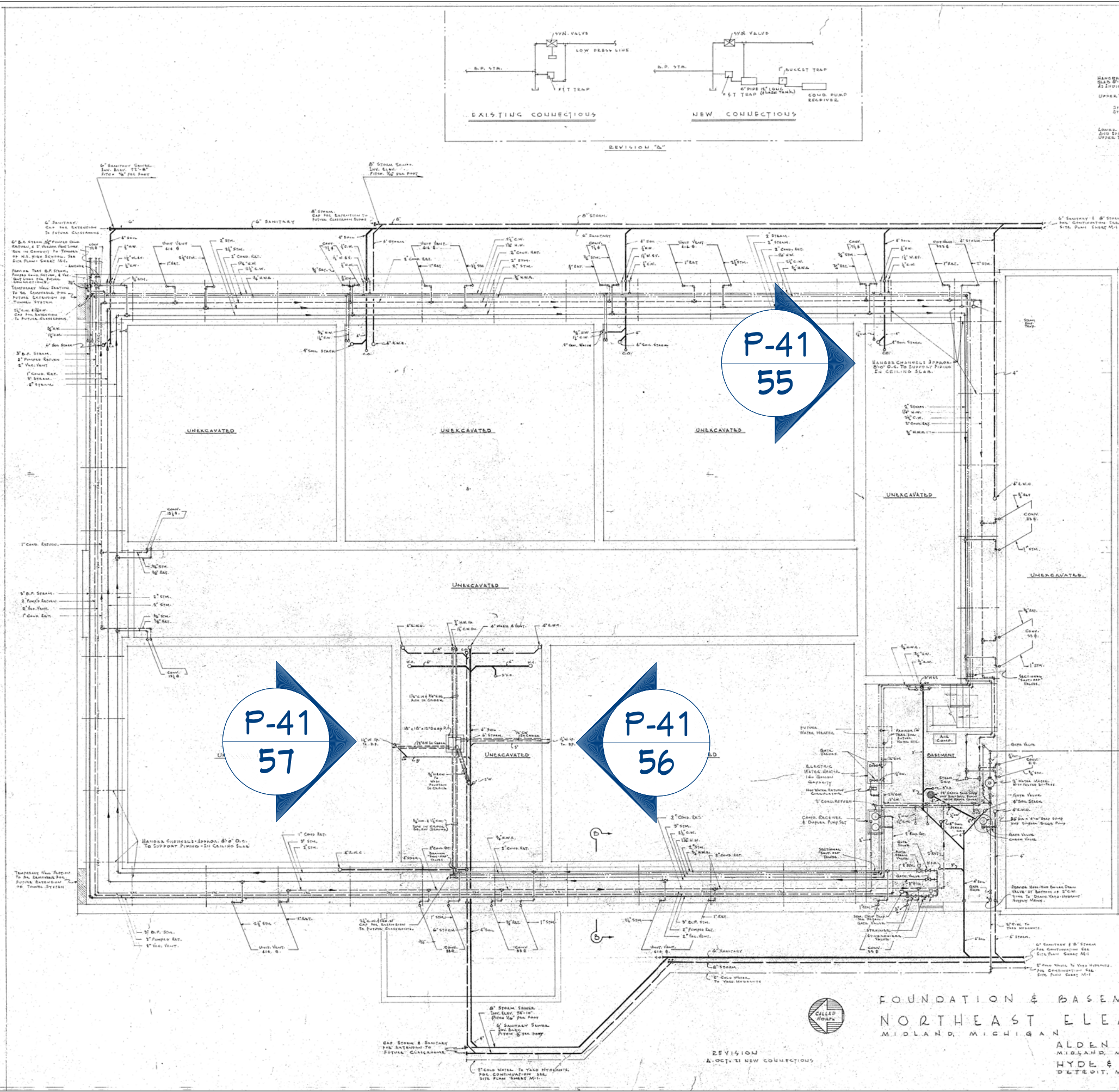
REVISION TABLE	NUMBER	DATE	REVISOR	DESCRIPTION

PLYMOUTH DRINKING  
FOUNTAIN DEMO

DRAWINGS PROVIDED BY:  
MIDLAND PUBLIC  
SCHOOLS  
FACILITIES DEPARTMENT

DATE:	2/16/2026
SCALE:	
SHEET:	P-41

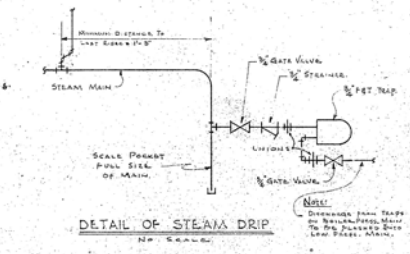
- Table 2: Filtered Fixture Inventory ■
- Table 3: Non-Consumptive Fixture Inventory ■
- Table 5: Inoperable Fixture Inventory ■



SECTION D-D THROUGH TUNNEL SHOWING ARRANGEMENT OF PIPING AND SUPPORTS

EQUIPMENT NOTES

- CONDENSATE PUMP** - KORN MECHANICAL CORP. "KORN" VAC DUPLER CONDENSATE RETURN PUMP SET # 300 D. 1/2" RATED AT 5000 G.P.M. PUMP CAPACITY - 50 GPM AGAINST 30 PSI DISCHARGE PRESS. RECIPROC. 30 GAL CAPACITY. MOTOR - 1/2 HP, 120V, 60CY, 1P.
- BILGE PUMP** - CHICAGO PUMP CORP. "SIMPLEX" BILGE PUMP # LG-2 RATED AT 75 GPM AGAINST 4' HEAD MOTOR - 1/2 HP, 120V, 60CY, 1P.
- HOT WATER RECIRCULATING PUMP** - 2" DIA. MOTOR - 1/2 HP, 115V, 60CY, 1P.
- EXHAUST FAN** - AMERICAN POWER COMPANY'S UTILITY FAN No. 70 RATED AT 57 CFM @ 1/2" SP. W/ 120V, 60CY, 1P. MOTOR - 1/2 HP, 115V, 60CY, 1P.



CONNECTOR CONNECTIONS

COND.	SUPPLY	COND.	COND.
IN	IN	OUT	OUT
1/2"	1/2"	1/2"	1/2"
3/4"	3/4"	3/4"	3/4"
1"	1"	1"	1"

PIPE LEGEND

TRADE	SYMBOL	ABBREVIATION
<b>PLUMBING</b>		
Sanitary Sewer	---	SANITARY
Steam Sewer	---	STEAM
Cond. Water	---	C.W.
Hot Water	---	H.W.
Hot Water Return	---	H.W.R.
San. Water Cond.	---	S.W.C.
<b>HEATING</b>		
Boiler Feed Steam	---	B.F. S.M.
Low Press. Steam	---	S. or S.M.
Cond. Return	---	Ret. or Cond. Ret.
Vacuum Vent	---	V.V.

P-41  
55

P-41  
57

P-41  
56

FOUNDATION & BASEMENT PLAN 1/4" = 1'-0"  
 NORTHEAST ELEMENTARY SCHOOL  
 MIDLAND, MICHIGAN  
 ALDEN B. DOW, ARCHITECT  
 MIDLAND, MICHIGAN 11 DECEMBER 1951 DWG. M-2  
 HYDE & BOBBIO, ENGINEERS  
 DETROIT, MICHIGAN

REVISION TABLE

NUMBER	DATE	REVISION BY	DESCRIPTION

DRRAWINGS PROVIDED BY:  
 MIDLAND PUBLIC SCHOOLS DEPARTMENT  
 FACILITIES DEPARTMENT

DATE: 2/16/2026  
 SCALE:  
 SHEET: P-42




P-41  
55

P-41  
57



P-41  
56



REVISION TABLE	REVISION BY	DESCRIPTION

PLYMOUTH DRINKING  
FOUNTAIN DEMO

DRAWINGS PROVIDED BY:  
MIDLAND PUBLIC  
SCHOOLS  
FACILITIES DEPARTMENT

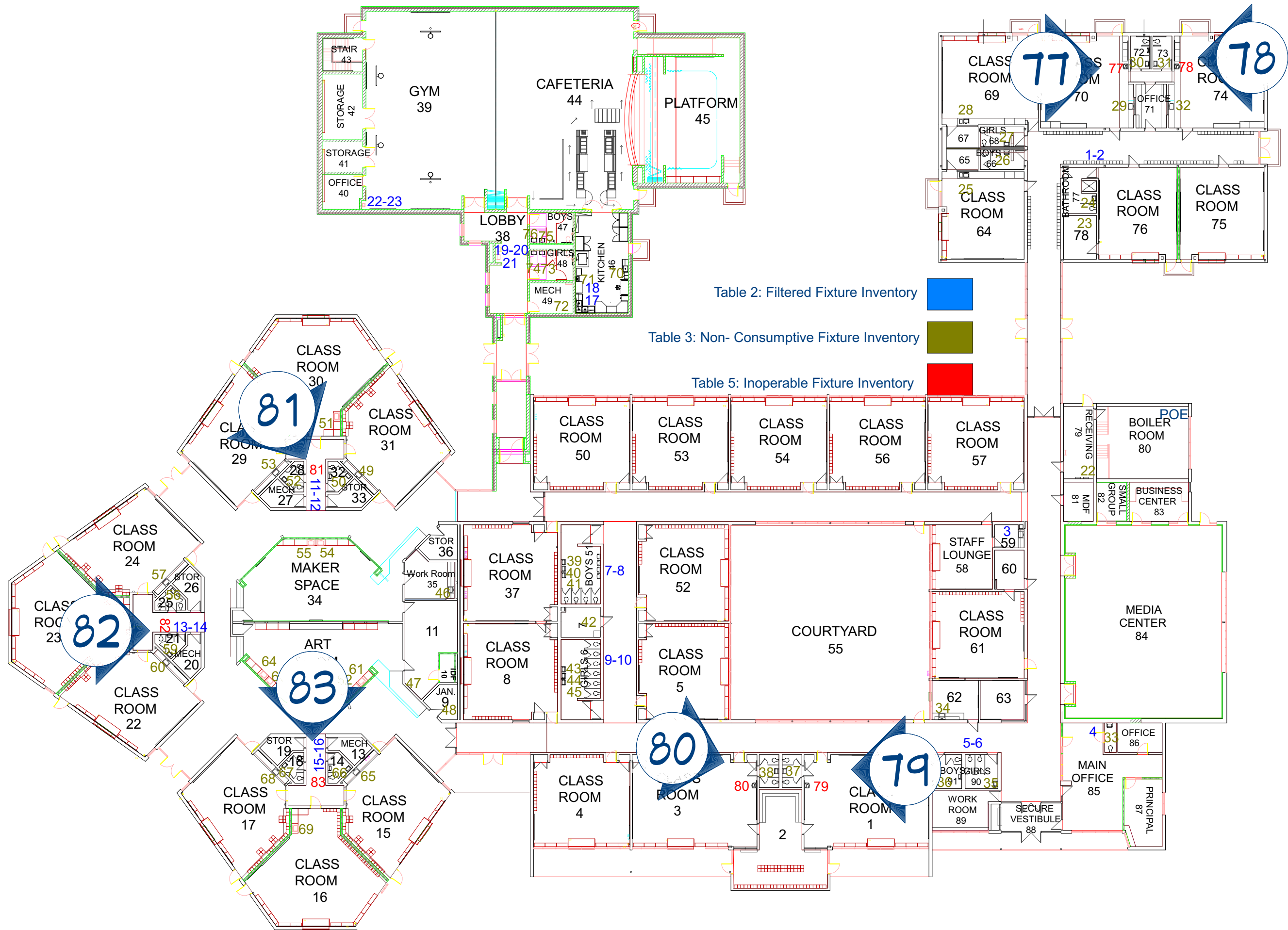
DATE:

2/16/2026

SCALE:

SHEET:

P-43



REVISION TABLE	NUMBER	DATE	REVISOR	DESCRIPTION

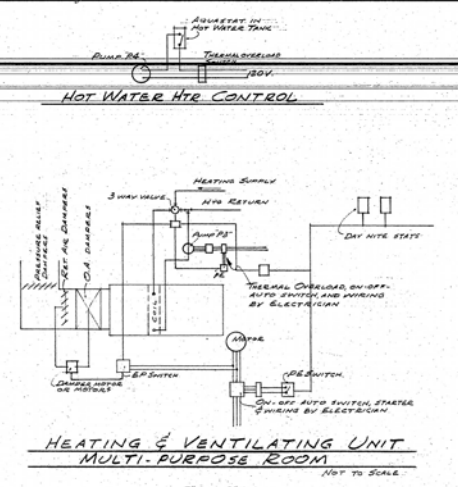
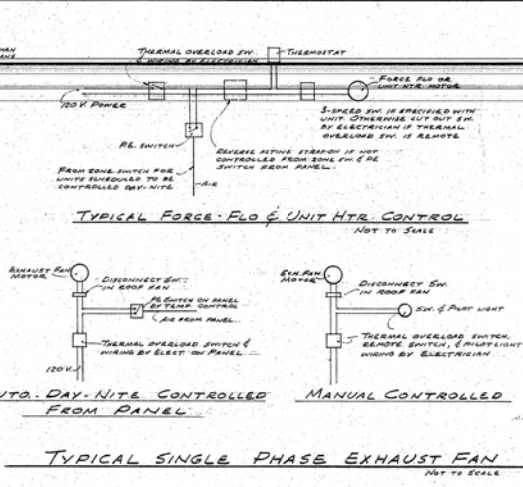
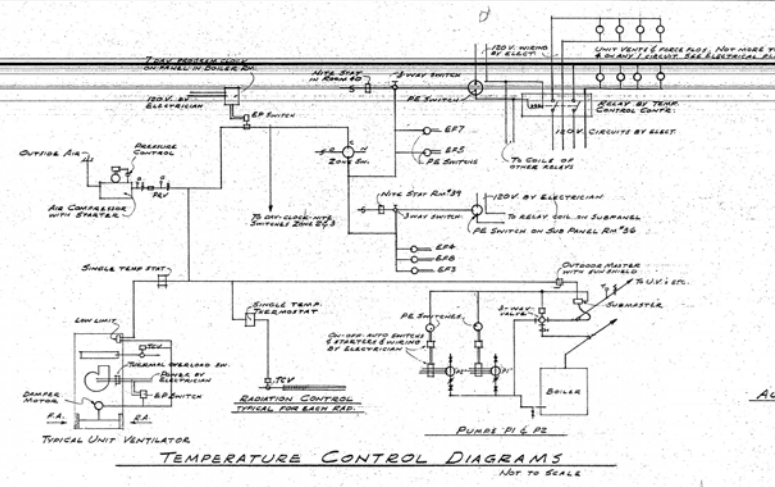
**SIEBERT DRINKING  
FOUNTAIN DEMO**

DRAWINGS PROVIDED BY:  
**MIDLAND PUBLIC  
SCHOOLS  
FACILITIES DEPARTMENT**

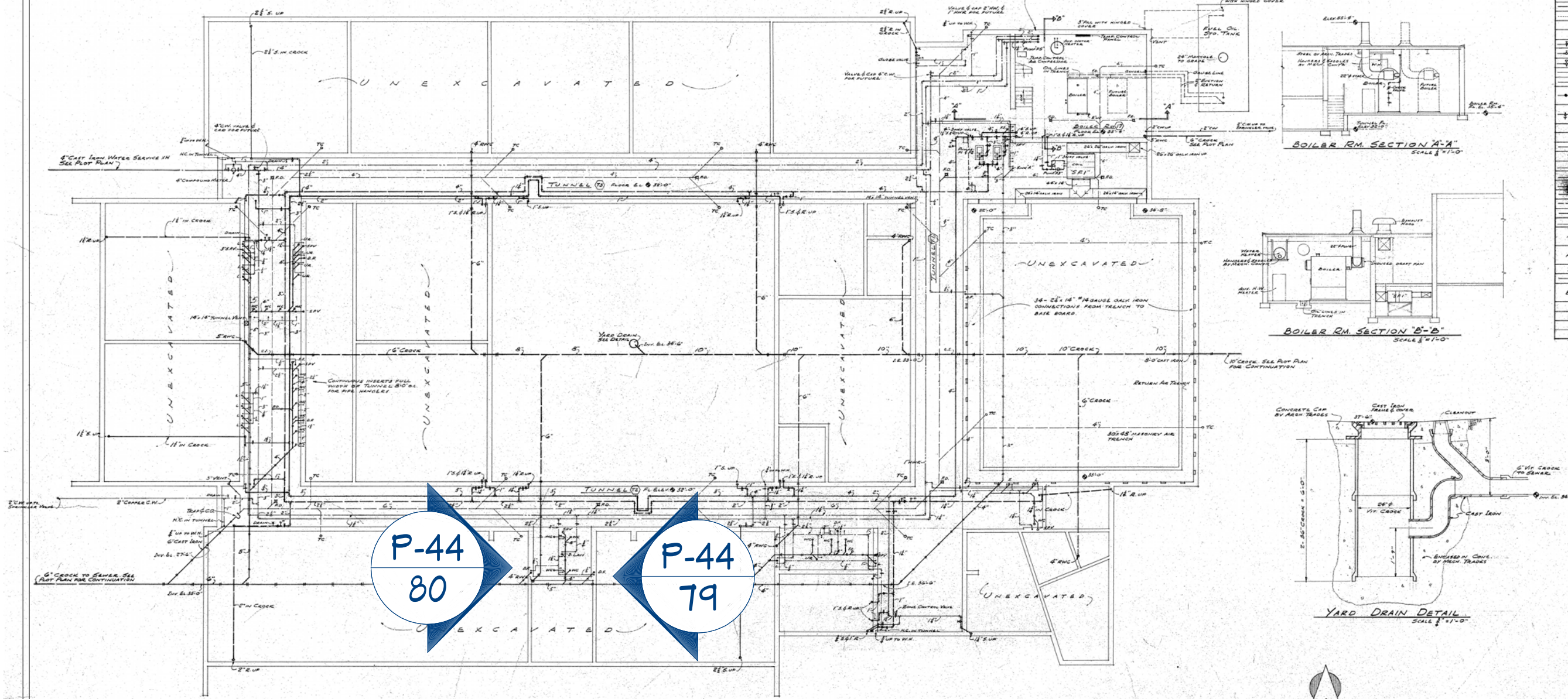
DATE:  
2/16/2026

SCALE:

SHEET:  
**P-44**



STANDARD SYMBOLS	
WC	WATER CLOSET
L.W.L.H.	LAVATORY
U.R.	URINAL
S.S.	SEWER SINK
D.F.	DRINKING FOUNTAIN
W.F.	WASH FOUNTAIN
S.	SINK
S.H.	SHOWER
F.W.S.	FILTER WASH SINK
H.C.	HOSE CONNECTION
W.H.	WALL HYDRANT
F.D.	FLOOR DRAIN
F.D.V.	FLOOR DRAIN WITH B.W.V.
B.W.V.	BACK WATER VALVE
C.O.	CLEANOUT
V.D.	YARD DRAIN
M.H.	MANHOLE
I.B.	INVERT
S.P.	SOIL PIPE
S.P.V.	SOIL PIPE VENT
W.	WASTE
V.	VENT
T.C.	TIE CONNECTION
T.D.S.	TIE DRAIN SUMP
R.W.C.	RAIN WATER CONDUCTOR
R.S.	ROOF SUMP
C.W.	COLD WATER
H.W.	HOT WATER
H.W.R.	HOT WATER RETURN
C.I.	CAST IRON
C.D.	CROCK DRAINS
V.L.	VENT LINES
G.V.	GATE VALVES
G.F.V.	GLOBE VALVES
T.H.V.	THREE WAY VALVES
C.V.	CHECK VALVE
F.V.	FLO. VALVE
C.T.V.	COCK TYPE & GLOBE TYPE BALANCING VALVES
O.V.	ORLY VALVE, CH ADDED DENOTES WITH CHAIN WHEEL
F.M.H.	FLEXIBLE METAL HOSE
T.C.V.	TEMPERATURE CONTROL VALVE
T.	THERMOSTAT
G.	GAUGE
T.H.	THERMOMETER
H.S.	HEATING SUPPLY
H.R.	HEATING RETURN
M.T.	MONOFLO TEE
S.	STRAINER
A.V.	RADIATOR TYPE HYDRO-SCOPIC AIR VENT
A.A.V.	AUTOMATIC FLOAT TYPE AIR VENT
S.H.C.	SQUARE HO. COCK
E.J.	EXPANSION JOINT
B.D.D.	SPRING LOADED ALUM. BACK DRAST DAMPER
E.F.	EXHAUST FAN
S.P.	SUPPLY PAN



P-44  
80

P-44  
79

**NOTE:**  
CONTRACTOR SHALL ACCURATELY LOCATE & RECORD LOCATION & ELEVATION AS BUILT OF ALL UNDERGROUND LINES & OUTDOOR CLEANOUTS AND MARK SAME IN INK ON TWO SETS OF PRINTS WHICH SHALL BE DELIVERED TO THE ARCHITECT AT COMPLETION OF THE WORK.



**MIDLAND ELEMENTARY SCHOOL** 56035  
**MECHANICAL FOUNDATION PLAN**  
SCALE 3/8" = 1'-0"

**Architects** JAHN-ANDERSON-MACHIDA ASSOCIATES  
10211 MICHIGAN AVENUE, DEARBORN, MICHIGAN

**Engineers**

DRAWN	THURSTON R. JAHN	ARCHITECT
CHECKED	D. C. ANDERSON	ARCHITECT
	YOSHIZO MACHIDA	ARCHITECT
	FREDERICK L. HALL	ENGINEER
	FRANK G. SPONENBURG	ENGINEER

**1**

REVISION TABLE	DESCRIPTION
NUMBER	DATE

SIEBERT DRINKING FOUNTAIN DEMO

MIDLAND PUBLIC SCHOOLS FACILITIES DEPARTMENT

DATE:

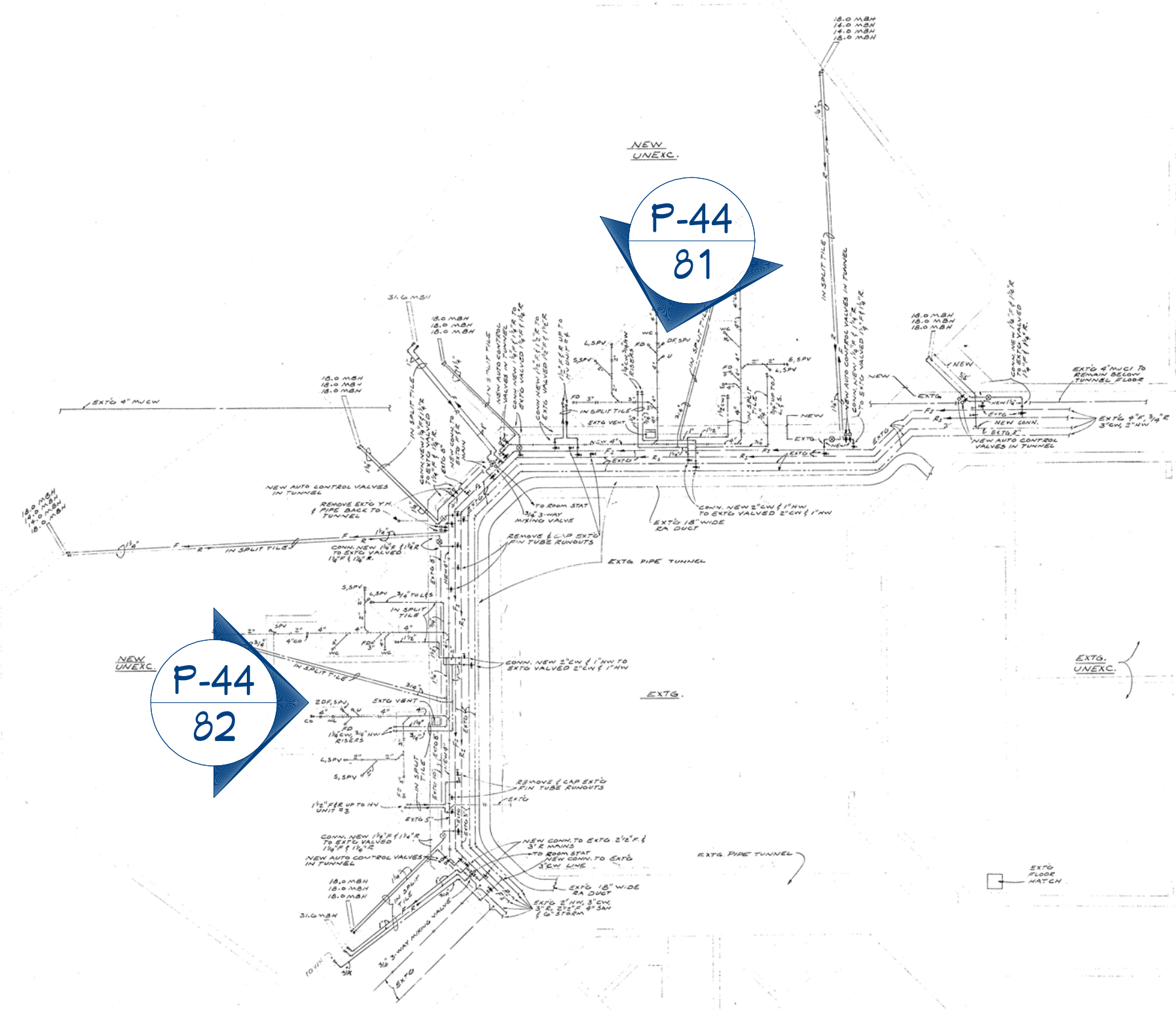
2/16/2026

SCALE:

SHEET:

P-45





P-44  
81

P-44  
82

MECHANICAL FOUNDATION PLAN  
SCALE 3/8"=1'-0"



1965 ADDITION		BOLTON & HELVESTON CONSULTING ENGINEERS 220 CHERRY • LANSING	
SIEBERT ELEMENTARY SCHOOL		JOB NO. 64019	
MECHANICAL FOUNDATION PLAN			
Architects		Engineers	
JAHN-ANDERSON ASSOCIATES 15011 MICHIGAN AVENUE DEARBORN, MICHIGAN			
DRAWN DC 2/4/05	THURSTON R. JAHN D.C. ANDERSON	ARCHITECT ARCHITECT	M-1
CHECKED 2/8/05	FREDERICK L. HALL FRANK G. SPONENBURG	ENGINEER ENGINEER	

REVISION TABLE	NUMBER	DATE	REVISION BY	DESCRIPTION

SIEBERT DRINKING  
FOUNTAIN DEMO

DRAWINGS PROVIDED BY:  
MIDLAND PUBLIC  
SCHOOLS  
FACILITIES DEPARTMENT

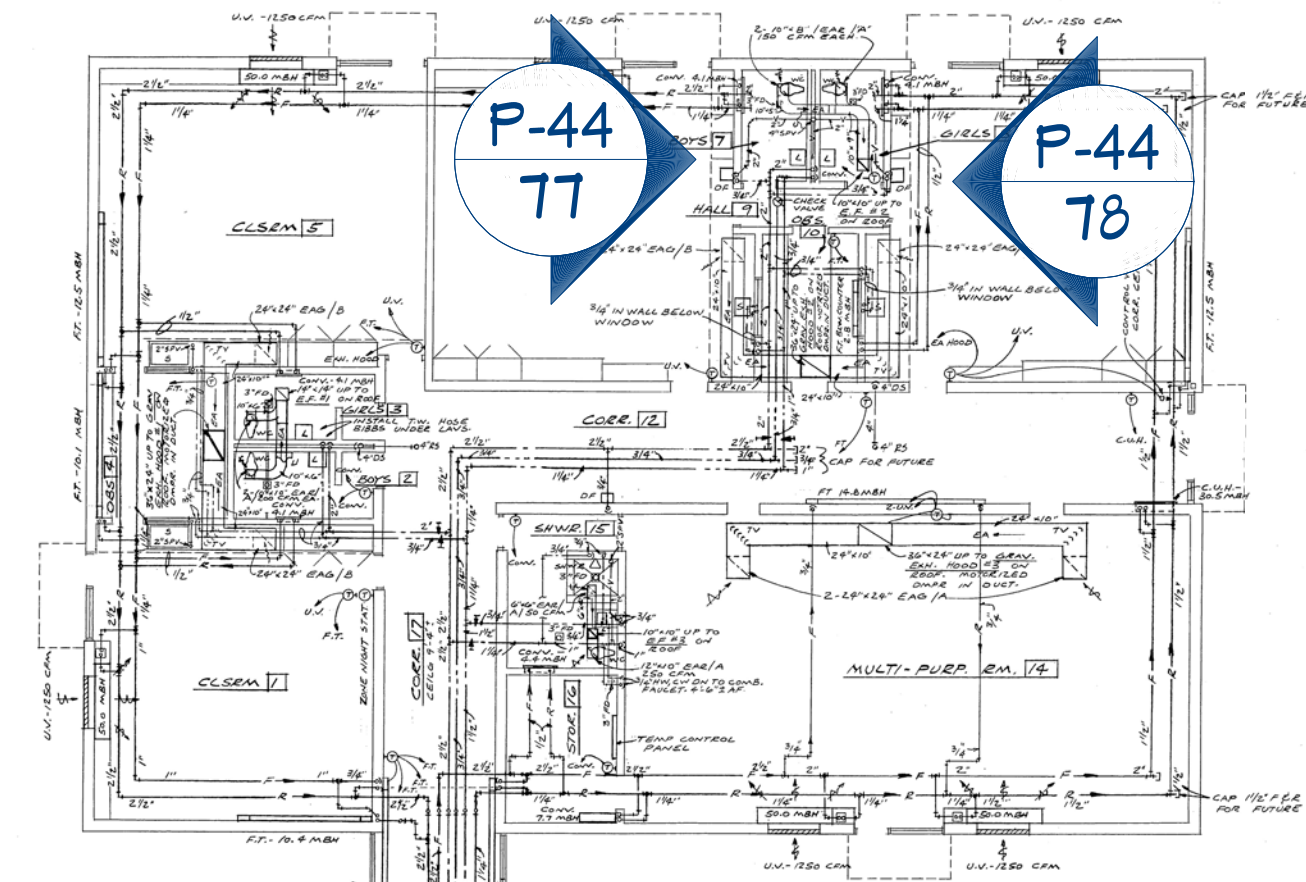
DATE:

2/16/2026

SCALE:

SHEET:

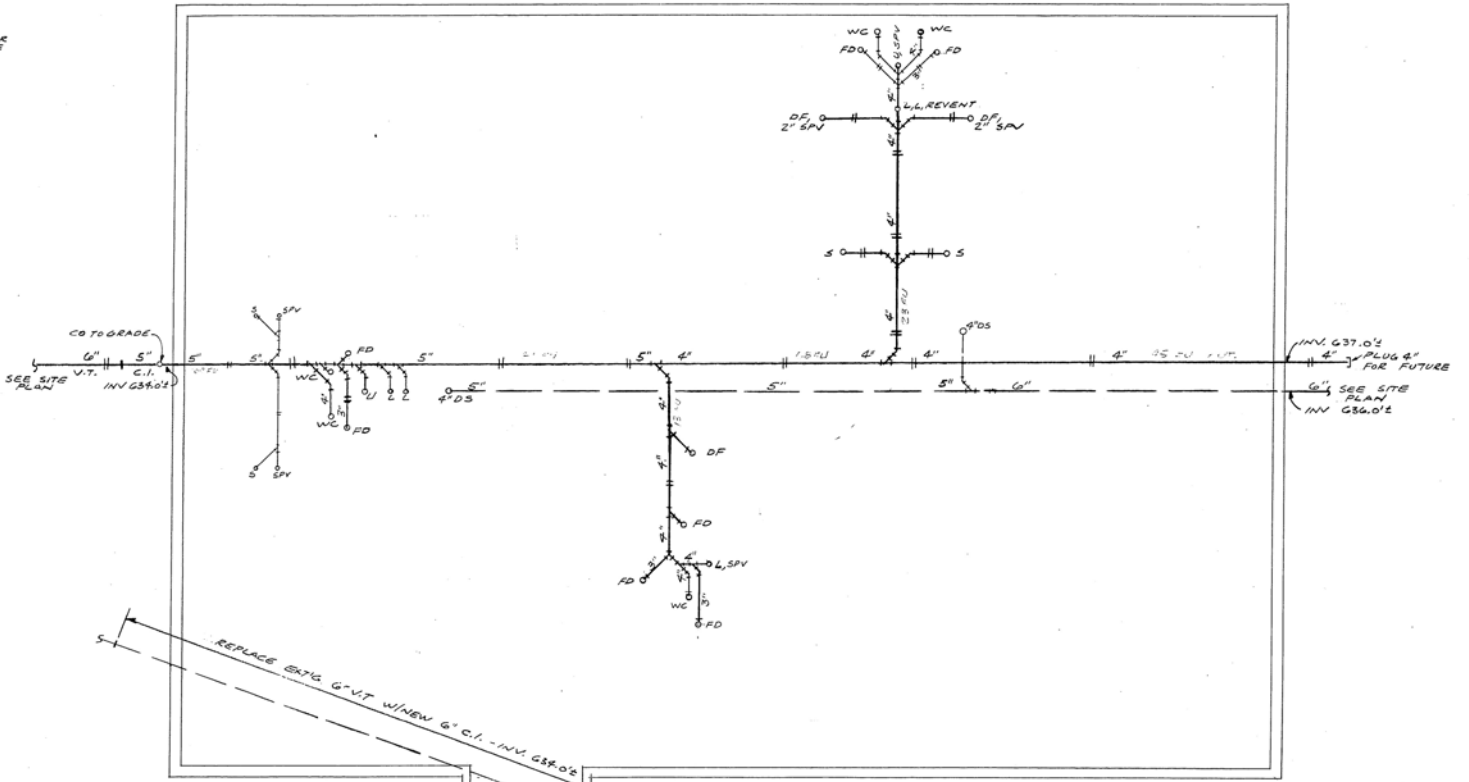
P-47



P-44  
77

P-44  
78

**MECHANICAL FLOOR PLAN**  
 FIRST FLR ELEV. 6810'S  
 SCALE 1/8"=1'-0"  
 NOTES:  
 1. DUCT SIZES SHOWN REFER TO FREE AREA INSIDE DUCT.  
 2. RUN ALL PIPING & DUCTWORK ABOVE CEILING UNLESS OTHERWISE NOTED. AVOID RECESSED LIGHTS.



**MECHANICAL FOUNDATION PLAN**  
 SCALE 1/8"=1'-0"

REVISION TABLE	REVISION BY	DESCRIPTION

SIEBERT DRINKING  
 FOUNTAIN DEMO

DRAWINGS PROVIDED BY:  
 MIDLAND PUBLIC  
 SCHOOLS  
 FACILITIES DEPARTMENT

DATE:

2/16/2026

SCALE:

SHEET:

P-48

1970 ADDITION TO THE SIEBERT ELEMENTARY SCHOOL  
 5700 SIEBERT  
 BLACKLOCK & SCHWARTZ  
 BOLTON & HELVESTON  
 MEDLAND, MICHIGAN  
 ARCHITECTS  
 ENGINEERS

JUNE 9, 1970






P-44  
77

P-44  
78



P-44  
79

P-44  
80



REVISION TABLE	REVISION BY	DESCRIPTION
NUMBER	DATE	

SIEBERT DRINKING  
FOUNTAIN DEMO

DRAWINGS PROVIDED BY:  
MIDLAND PUBLIC  
SCHOOLS  
FACILITIES DEPARTMENT

DATE:

2/16/2026

SCALE:


SHEET:

P-49



P-44  
80

P-44  
80



P-44  
80

REVISION TABLE	
NUMBER	DATE

WOODCREST DRINKING  
FOUNTAIN DEMO

DRAWINGS PROVIDED BY:  
MIDLAND PUBLIC  
SCHOOLS  
FACILITIES DEPARTMENT

DATE:

2/16/2026

SCALE:

SHEET:

P-50