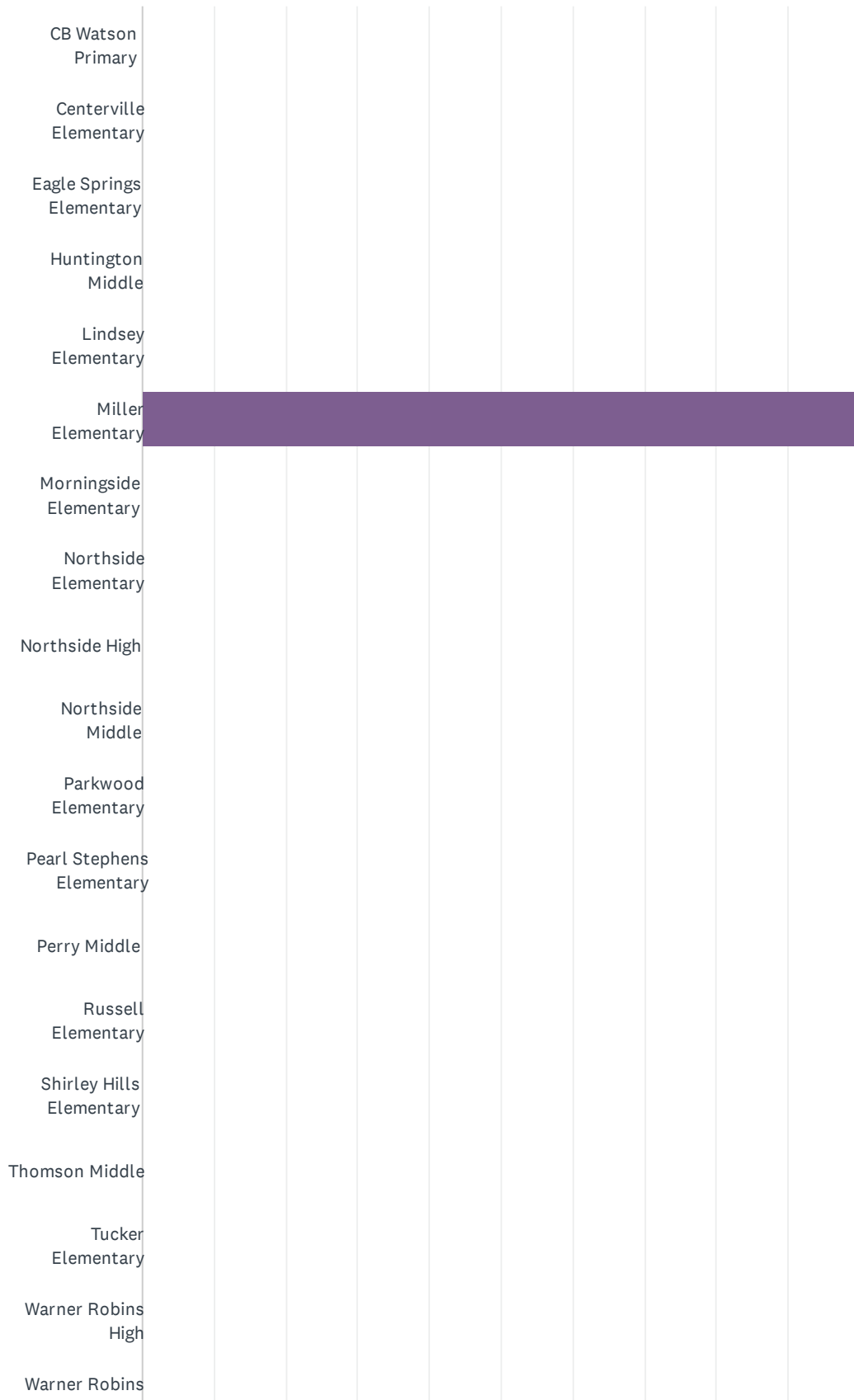
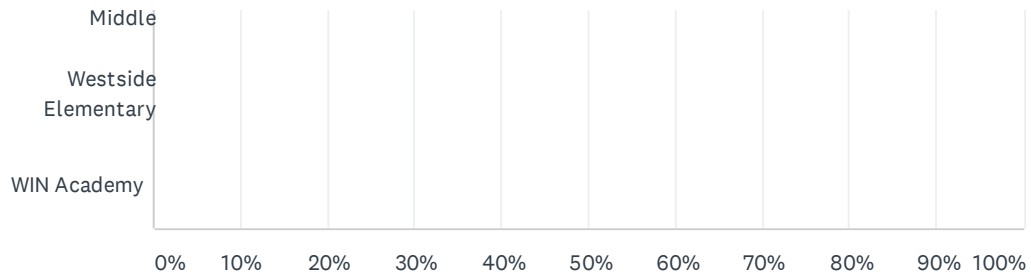


Q1 My child attends

Answered: 39 Skipped: 0



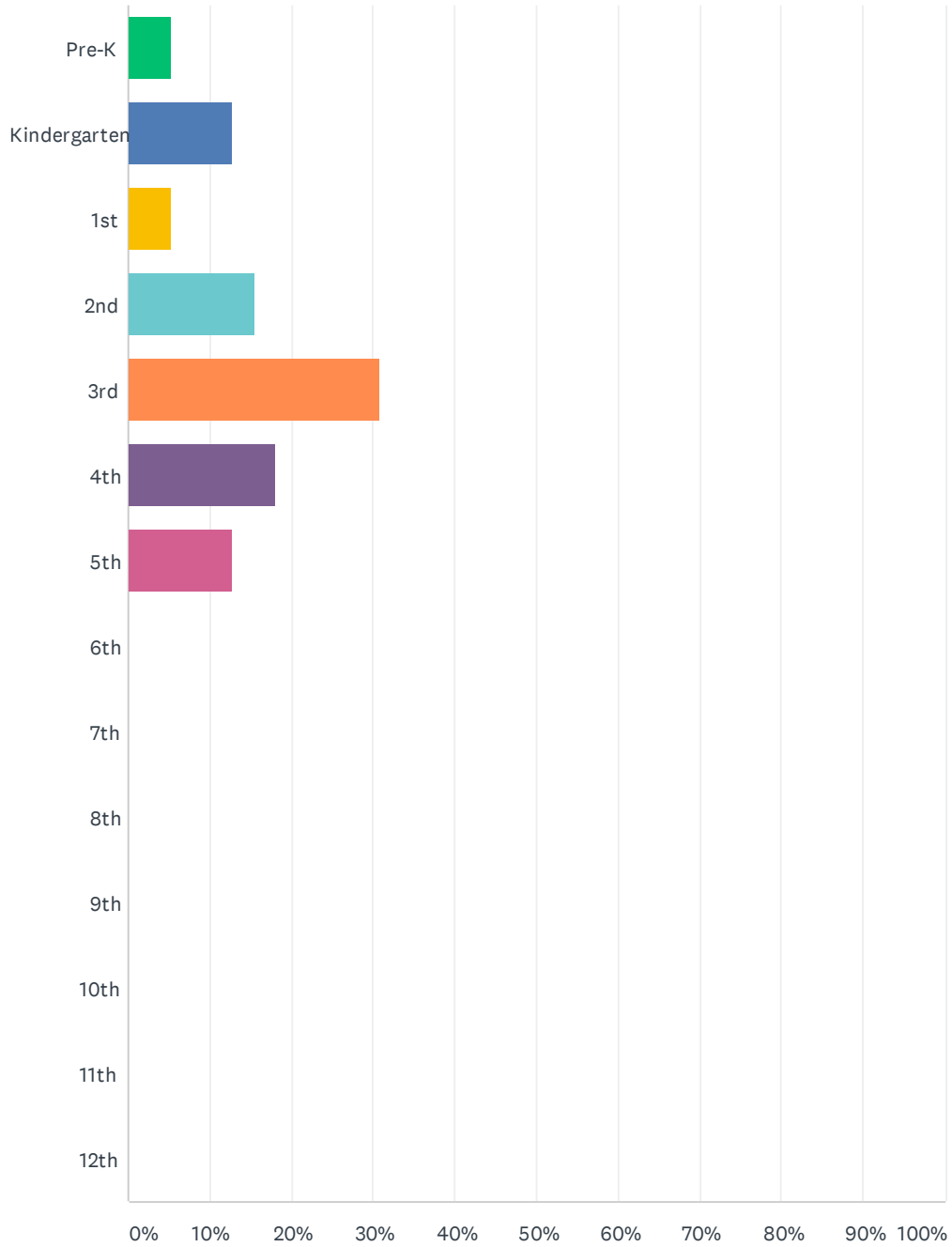
Houston County Title I Parent Satisfaction Survey



| ANSWER CHOICES | RESPONSES | |
|---------------------------|-----------|-----------|
| CB Watson Primary | 0.00% | 0 |
| Centerville Elementary | 0.00% | 0 |
| Eagle Springs Elementary | 0.00% | 0 |
| Huntington Middle | 0.00% | 0 |
| Lindsey Elementary | 0.00% | 0 |
| Miller Elementary | 100.00% | 39 |
| Morningside Elementary | 0.00% | 0 |
| Northside Elementary | 0.00% | 0 |
| Northside High | 0.00% | 0 |
| Northside Middle | 0.00% | 0 |
| Parkwood Elementary | 0.00% | 0 |
| Pearl Stephens Elementary | 0.00% | 0 |
| Pery Middle | 0.00% | 0 |
| Russell Elementary | 0.00% | 0 |
| Shirley Hills Elementary | 0.00% | 0 |
| Thomson Middle | 0.00% | 0 |
| Tucker Elementary | 0.00% | 0 |
| Warner Robins High | 0.00% | 0 |
| Warner Robins Middle | 0.00% | 0 |
| Westside Elementary | 0.00% | 0 |
| WIN Academy | 0.00% | 0 |
| TOTAL | | 39 |

Q2 What grade is your child currently in?

Answered: 39 Skipped: 0

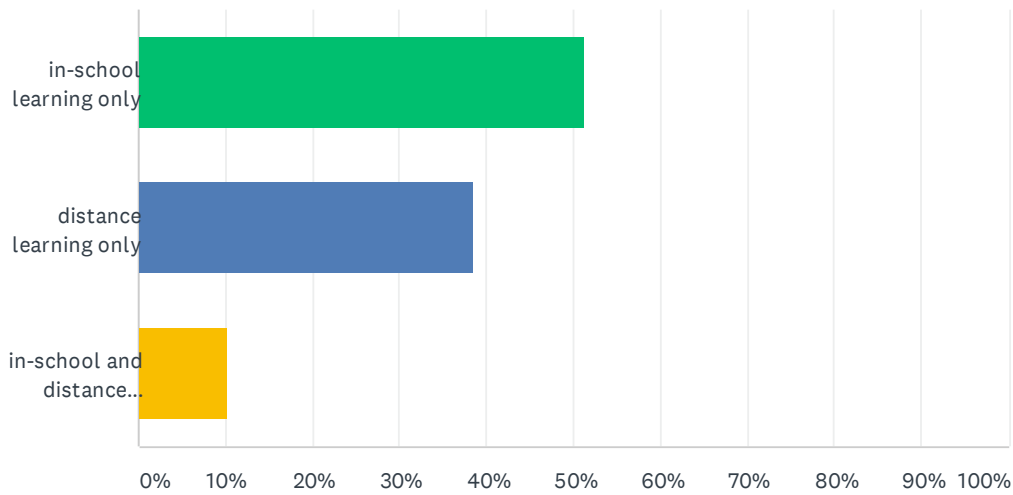


Houston County Title I Parent Satisfaction Survey

| ANSWER CHOICES | RESPONSES | |
|----------------|-----------|-----------|
| Pre-K | 5.13% | 2 |
| Kindergarten | 12.82% | 5 |
| 1st | 5.13% | 2 |
| 2nd | 15.38% | 6 |
| 3rd | 30.77% | 12 |
| 4th | 17.95% | 7 |
| 5th | 12.82% | 5 |
| 6th | 0.00% | 0 |
| 7th | 0.00% | 0 |
| 8th | 0.00% | 0 |
| 9th | 0.00% | 0 |
| 10th | 0.00% | 0 |
| 11th | 0.00% | 0 |
| 12th | 0.00% | 0 |
| TOTAL | | 39 |

Q3 This school year, my child has been enrolled for

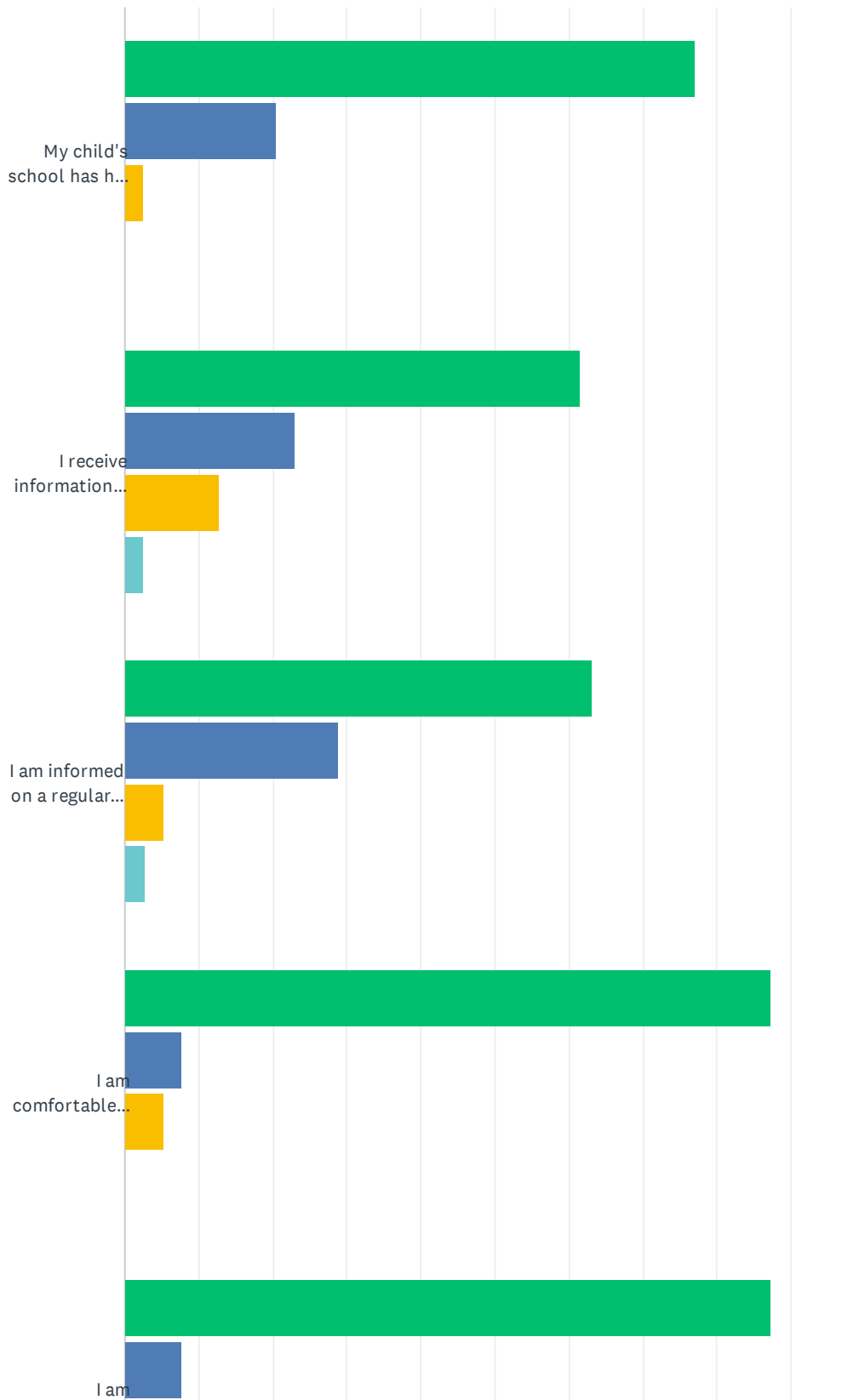
Answered: 39 Skipped: 0



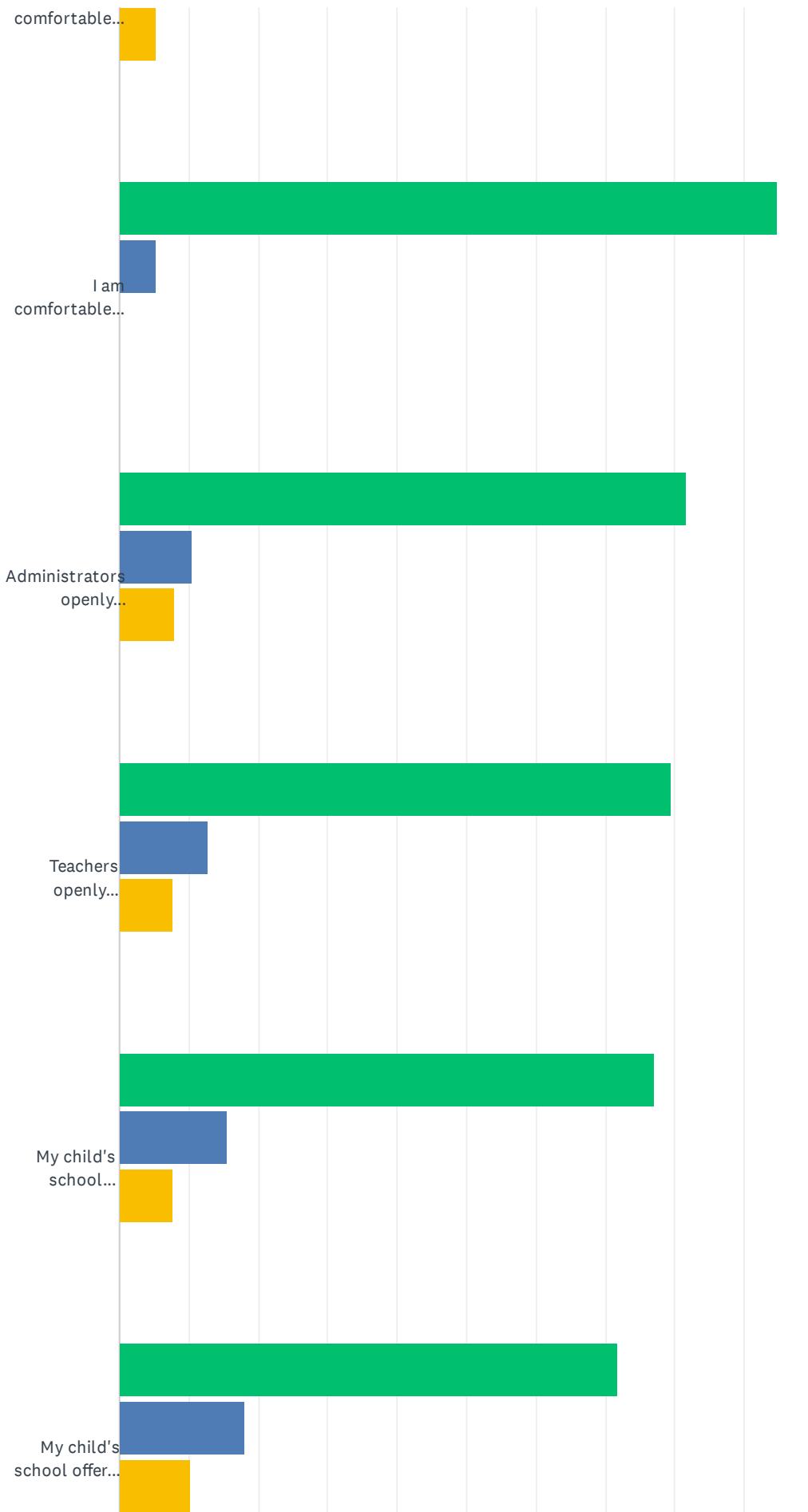
| ANSWER CHOICES | RESPONSES | |
|---------------------------------|-----------|----|
| in-school learning only | 51.28% | 20 |
| distance learning only | 38.46% | 15 |
| in-school and distance learning | 10.26% | 4 |
| TOTAL | | 39 |

Q4 Please read each statement below and indicate how much you agree or disagree.

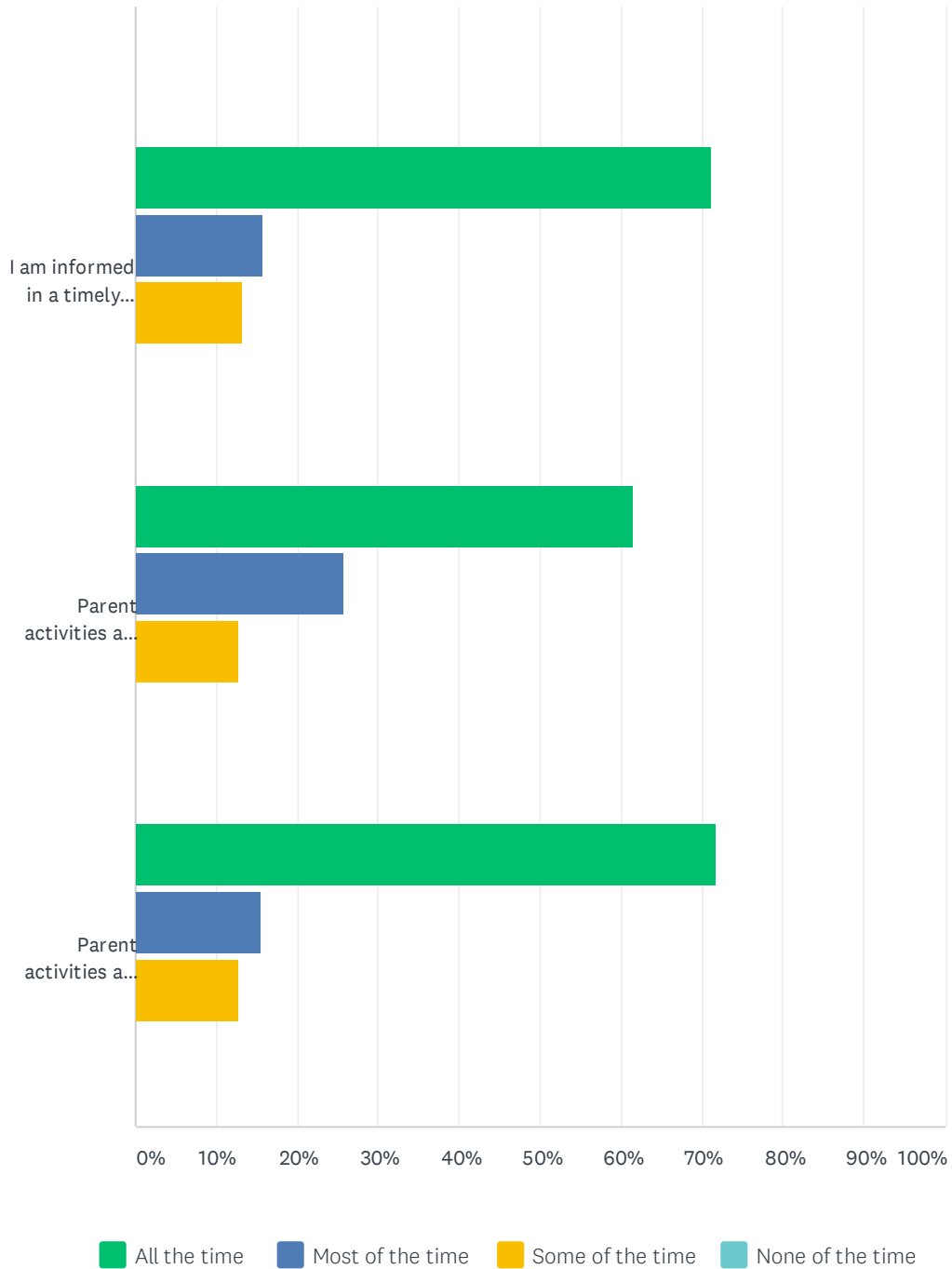
Answered: 39 Skipped: 0



Houston County Title I Parent Satisfaction Survey



Houston County Title I Parent Satisfaction Survey

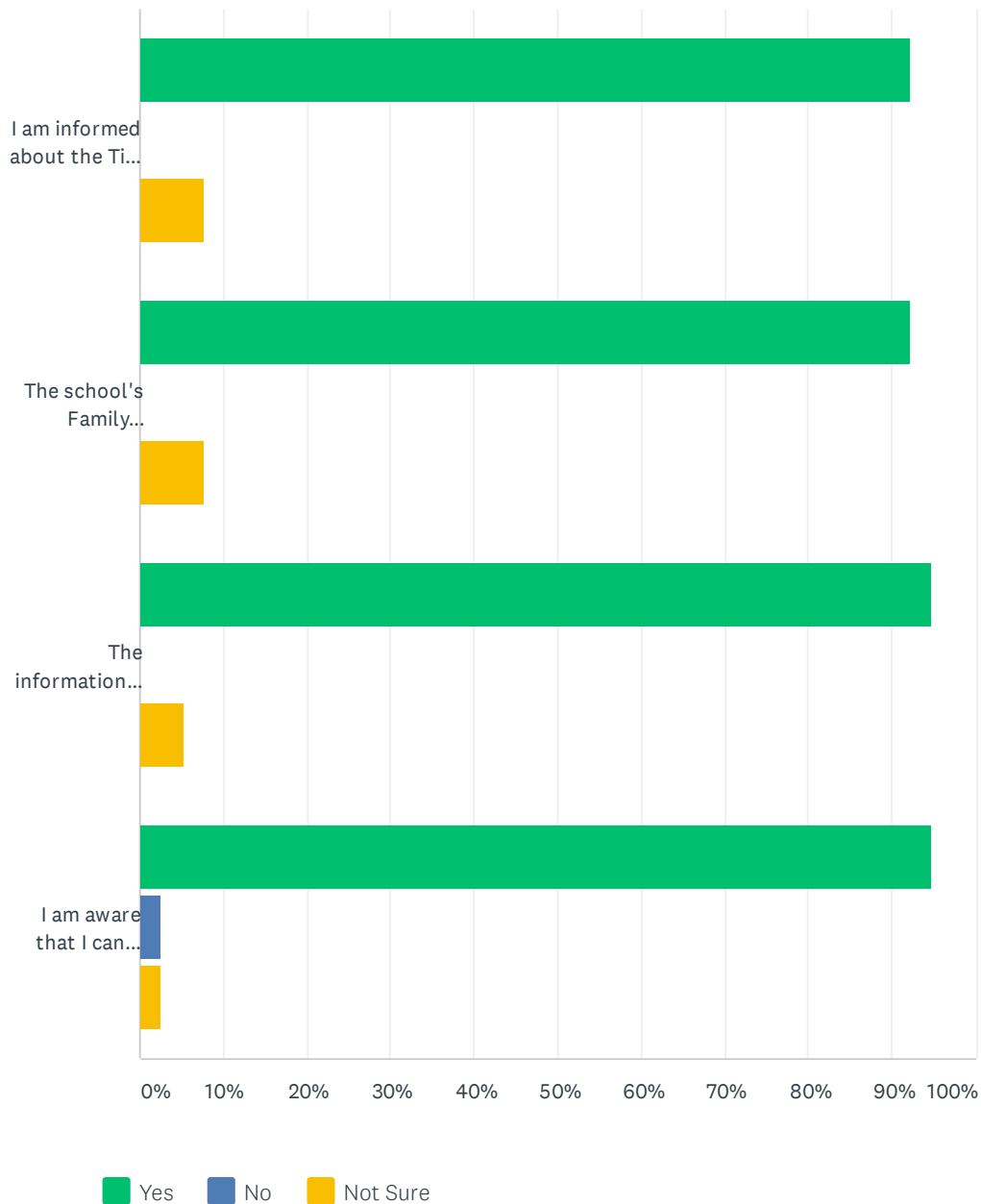


Houston County Title I Parent Satisfaction Survey

| | ALL THE TIME | MOST OF THE TIME | SOME OF THE TIME | NONE OF THE TIME | TOTAL | WEIGHTED AVERAGE |
|--|--------------|------------------|------------------|------------------|-------|------------------|
| My child's school has high expectations for student achievement. | 76.92% 30 | 20.51% 8 | 2.56% 1 | 0.00% 0 | 39 | 1.26 |
| I receive information about grade-level standards and the academic requirements for my child's grade level. | 61.54% 24 | 23.08% 9 | 12.82% 5 | 2.56% 1 | 39 | 1.56 |
| I am informed on a regular basis about my child's academic progress. | 63.16% 24 | 28.95% 11 | 5.26% 2 | 2.63% 1 | 38 | 1.47 |
| I am comfortable communicating with administrators at my child's school. | 87.18% 34 | 7.69% 3 | 5.13% 2 | 0.00% 0 | 39 | 1.18 |
| I am comfortable communicating with my child's teacher(s). | 87.18% 34 | 7.69% 3 | 5.13% 2 | 0.00% 0 | 39 | 1.18 |
| I am comfortable communicating with front office staff members at my child's school. | 94.87% 37 | 5.13% 2 | 0.00% 0 | 0.00% 0 | 39 | 1.05 |
| Administrators openly communicate with parents. | 81.58% 31 | 10.53% 4 | 7.89% 3 | 0.00% 0 | 38 | 1.26 |
| Teachers openly communicate with parents. | 79.49% 31 | 12.82% 5 | 7.69% 3 | 0.00% 0 | 39 | 1.28 |
| My child's school encourages parental engagement. | 76.92% 30 | 15.38% 6 | 7.69% 3 | 0.00% 0 | 39 | 1.31 |
| My child's school offers workshops or activities that educate/inform parents about curriculum and how to help improve students' success in school. | 71.79% 28 | 17.95% 7 | 10.26% 4 | 0.00% 0 | 39 | 1.38 |
| I am informed in a timely manner about parent activities and events. | 71.05% 27 | 15.79% 6 | 13.16% 5 | 0.00% 0 | 38 | 1.42 |
| Parent activities and workshops are offered at various times. | 61.54% 24 | 25.64% 10 | 12.82% 5 | 0.00% 0 | 39 | 1.51 |
| Parent activities and opportunities are useful and beneficial. | 71.79% 28 | 15.38% 6 | 12.82% 5 | 0.00% 0 | 39 | 1.41 |

Q5 Please read the following and respond to each.

Answered: 39 Skipped: 0

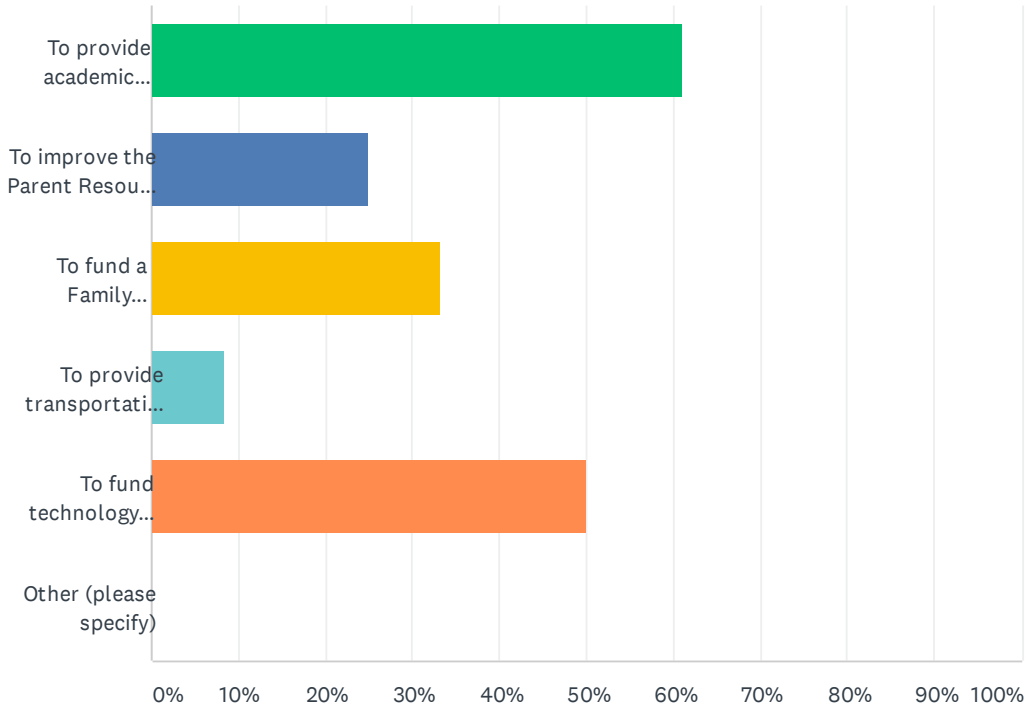


Houston County Title I Parent Satisfaction Survey

| | YES | NO | NOT SURE | TOTAL | WEIGHTED AVERAGE |
|--|--------------|------------|------------|-------|------------------|
| I am informed about the Title I program at my child's school and have access to the Title I Handbook containing the Parent Engagement Plan and School-Parent Compact. | 92.31% 36 | 0.00% 0 | 7.69% 3 | 39 | 1.15 |
| The school's Family Engagement Coordinator assists families, supports parent activities and is available for questions or concerns from parents. | 92.31% 36 | 0.00% 0 | 7.69% 3 | 39 | 1.15 |
| The information provided in the Title I Parent Engagement Plan and Compact is detailed and easy to understand. | 94.87% 37 | 0.00% 0 | 5.13% 2 | 39 | 1.10 |
| I am aware that I can participate in shared decision making opportunities through Parent Input Meetings, Parent Action Team Meetings, Parent-Teacher Conferences, and school/district surveys. | 94.87% 37 | 2.56% 1 | 2.56% 1 | 39 | 1.08 |

Q6 How would you like to see parent engagement funds used? (check all that apply)

Answered: 36 Skipped: 3

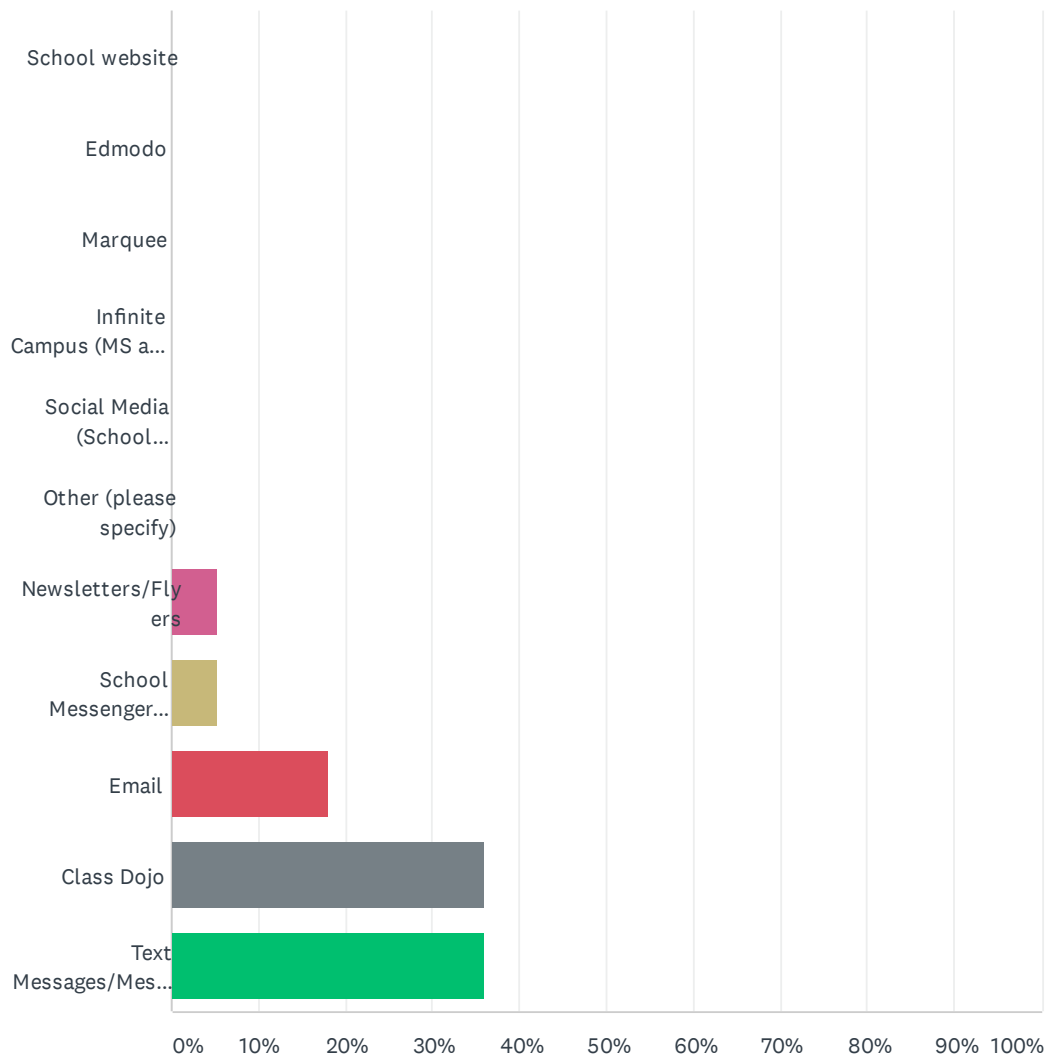


| ANSWER CHOICES | RESPONSES | |
|--|-----------|----|
| To provide academic materials for parents to use with their student at home. | 61.11% | 22 |
| To improve the Parent Resource Center at the school. | 25.00% | 9 |
| To fund a Family Engagement Coordinator to plan and execute family engagement activities and events. | 33.33% | 12 |
| To provide transportation assistance for parents to attend Title I events at school. | 8.33% | 3 |
| To fund technology resources to support parental engagement. | 50.00% | 18 |
| Other (please specify) | 0.00% | 0 |
| Total Respondents: 36 | | |

| # | OTHER (PLEASE SPECIFY) | DATE |
|---|-------------------------|------|
| | There are no responses. | |

Q7 What is the ONE way you prefer to receive information about school events?

Answered: 39 Skipped: 0



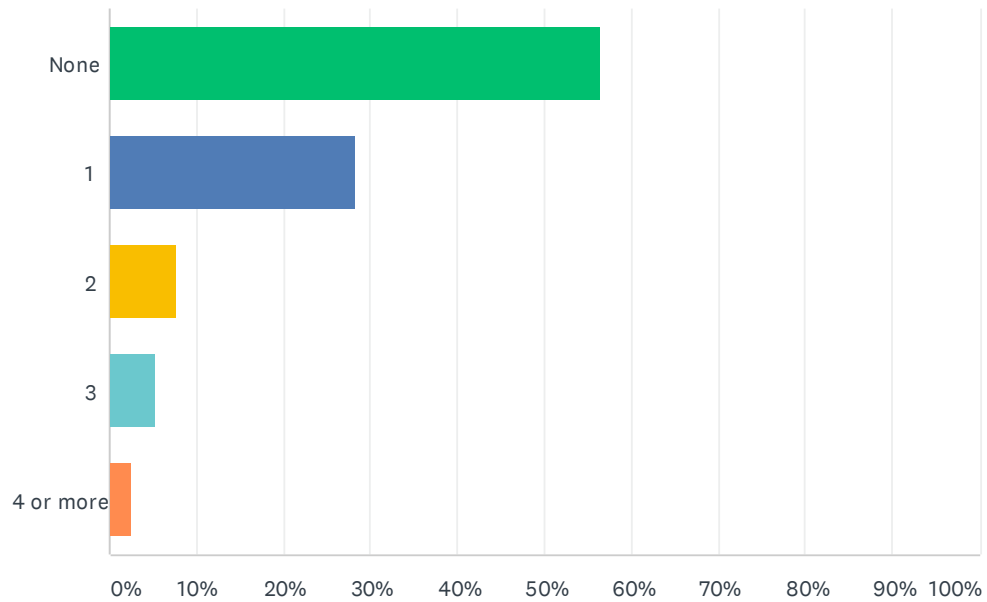
Houston County Title I Parent Satisfaction Survey

| ANSWER CHOICES | RESPONSES | |
|--|-----------|-----------|
| School website | 0.00% | 0 |
| Edmodo | 0.00% | 0 |
| Marquee | 0.00% | 0 |
| Infinite Campus (MS and HS only) | 0.00% | 0 |
| Social Media (School Facebook, Instagram or Twitter pages) | 0.00% | 0 |
| Other (please specify) | 0.00% | 0 |
| Newsletters/Flyers | 5.13% | 2 |
| School Messenger (Call-out System) | 5.13% | 2 |
| Email | 17.95% | 7 |
| Class Dojo | 35.90% | 14 |
| Text Messages/Messaging Apps | 35.90% | 14 |
| TOTAL | | 39 |

| # | OTHER (PLEASE SPECIFY) | DATE |
|---|-------------------------|------|
| | There are no responses. | |

Q8 How many school-related parent events have you participated this year?

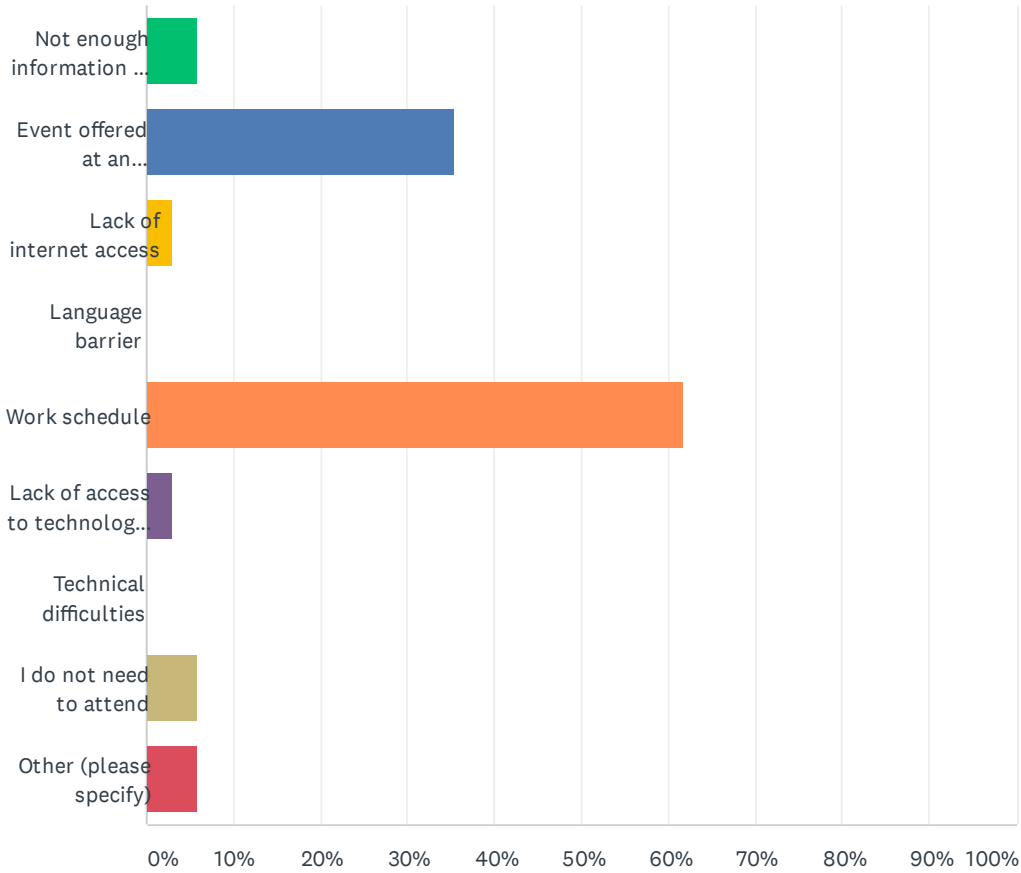
Answered: 39 Skipped: 0



| ANSWER CHOICES | RESPONSES | |
|----------------|-----------|-----------|
| None | 56.41% | 22 |
| 1 | 28.21% | 11 |
| 2 | 7.69% | 3 |
| 3 | 5.13% | 2 |
| 4 or more | 2.56% | 1 |
| TOTAL | | 39 |

Q9 If you have been unable to participate in virtual events hosted by your child's school, what limits your participation?

Answered: 34 Skipped: 5



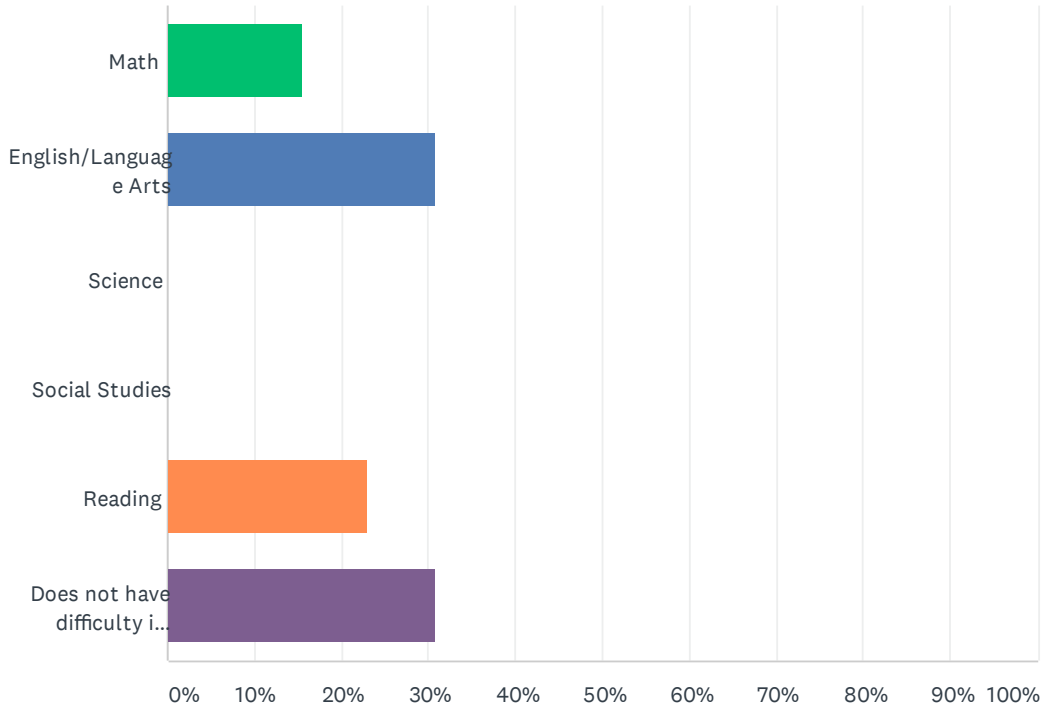
| ANSWER CHOICES | RESPONSES | |
|---|-----------|----|
| Not enough information or notice is provided | 5.88% | 2 |
| Event offered at an inconvenient time | 35.29% | 12 |
| Lack of internet access | 2.94% | 1 |
| Language barrier | 0.00% | 0 |
| Work schedule | 61.76% | 21 |
| Lack of access to technology (computer, tablet or cell phone) | 2.94% | 1 |
| Technical difficulties | 0.00% | 0 |
| I do not need to attend | 5.88% | 2 |
| Other (please specify) | 5.88% | 2 |
| Total Respondents: 34 | | |

Houston County Title I Parent Satisfaction Survey

| # | OTHER (PLEASE SPECIFY) | DATE |
|---|-----------------------------|-------------------|
| 1 | Covid | 2/26/2021 2:22 PM |
| 2 | I work at my child's school | 2/22/2021 3:05 PM |

Q10 Choose the subject area that you feel your student has the most difficulty mastering.

Answered: 39 Skipped: 0

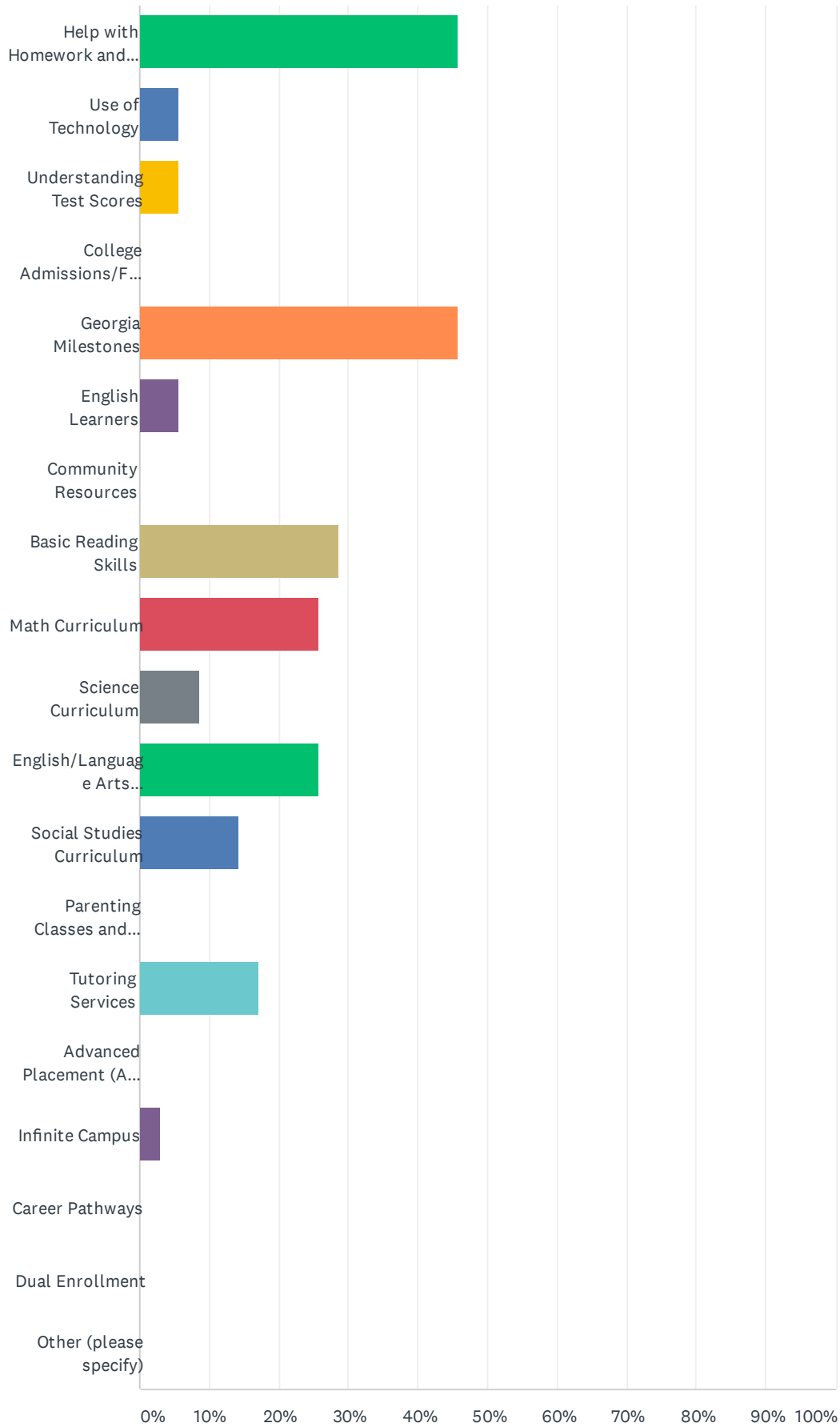


| ANSWER CHOICES | RESPONSES | |
|--|-----------|-----------|
| Math | 15.38% | 6 |
| English/Language Arts | 30.77% | 12 |
| Science | 0.00% | 0 |
| Social Studies | 0.00% | 0 |
| Reading | 23.08% | 9 |
| Does not have difficulty in any subject area | 30.77% | 12 |
| TOTAL | | 39 |

Q11 To better help my student, I would benefit from receiving additional support in: (check all that apply).

Answered: 35 Skipped: 4

Houston County Title I Parent Satisfaction Survey



Houston County Title I Parent Satisfaction Survey

| ANSWER CHOICES | RESPONSES | |
|---|-----------|----|
| Help with Homework and Study Skills | 45.71% | 16 |
| Use of Technology | 5.71% | 2 |
| Understanding Test Scores | 5.71% | 2 |
| College Admissions/Financial Aid | 0.00% | 0 |
| Georgia Milestones | 45.71% | 16 |
| English Learners | 5.71% | 2 |
| Community Resources | 0.00% | 0 |
| Basic Reading Skills | 28.57% | 10 |
| Math Curriculum | 25.71% | 9 |
| Science Curriculum | 8.57% | 3 |
| English/Language Arts Curriculum | 25.71% | 9 |
| Social Studies Curriculum | 14.29% | 5 |
| Parenting Classes and Resources (discipline, attendance, health and wellness, etc.) | 0.00% | 0 |
| Tutoring Services | 17.14% | 6 |
| Advanced Placement (AP) Courses | 0.00% | 0 |
| Infinite Campus | 2.86% | 1 |
| Career Pathways | 0.00% | 0 |
| Dual Enrollment | 0.00% | 0 |
| Other (please specify) | 0.00% | 0 |
| Total Respondents: 35 | | |

| # | OTHER (PLEASE SPECIFY) | DATE |
|---|-------------------------|------|
| | There are no responses. | |

Q12 What topics do you think teachers and administrators need to discuss or learn more about to better support your family and help your student be successful in school?

Answered: 8 Skipped: 31

| # | RESPONSES | DATE |
|---|--|--------------------|
| 1 | strategically catering to students of many academic levels (our teacher has done a good job this year) | 3/2/2021 12:23 PM |
| 2 | Miller is doing an excellent job | 3/1/2021 6:58 PM |
| 3 | Yes | 2/26/2021 10:11 AM |
| 4 | Everything that the students don't understand without attitude and be humble | 2/23/2021 11:40 AM |
| 5 | N/A | 2/22/2021 3:05 PM |
| 6 | The school does a great job assisting in any way | 2/19/2021 3:02 PM |
| 7 | Maybe adding more work for the child to do for at home learners. | 2/19/2021 6:10 AM |
| 8 | Language arts | 2/19/2021 3:43 AM |