

AGENDA

SCHOOL BOARD WORKSHOP

GADSDEN COUNTY SCHOOL BOARD
MAX D. WALKER ADMINISTRATION BUILDING
35 MARTIN LUTHER KING, JR. BLVD.
QUINCY, FLORIDA

July 25, 2017

4:30 P.M.

THIS WORKSHOP IS OPEN TO THE PUBLIC

1. Call To Order
2. Financial Information
3. Discussion Items
 - a. List of contractors and notification to Board regarding vendors with total payments greater than \$15,000 and other payment issues. **SEE PAGE #2**
 - b. Capital Health Plan Insurance Rates for 2017 - 2018 – **SEE PAGE #65**
(**Regular Board Meeting Agenda Page #8**)
 - c. Insurance Committee Recommendation – Flex Spending – **SEE PAGE #75**
(**Regular Board Meeting Agenda Page #18**)
 - d. 2nd FEFP Calculation 2017 –18 - **SEE PAGE #77**
 - e. Other – agenda items:
4. School Board Requests and Concerns
5. Adjournment

SUMMARY SHEET

RECOMMENDATION TO SUPERINTENDENT FOR SCHOOL BOARD AGENDA

AGENDA ITEM NO. 3a

DATE OF SCHOOL BOARD MEETING: July 25, 2017

TITLE OF AGENDA ITEMS: Purchase Orders for Board Notification

DIVISION: Finance

PURPOSE AND SUMMARY OF ITEMS:

Food Service

- Borden Milk of Alabama for Milk for FY 2017-18 Piggybacking on bid, total cost of Amount \$316,000,
- Food Service, US foods, Food for students for FY 17-18, Amount \$73,800,

General Fund

- NCH Corporation – Fuel Conditioner, Amount \$10,692, Fund Source
- CDW Government – Zenworks for connection on computers - \$14,050, Intratech Alliance – Managed Broadband Internet - \$84,000, Fund Source
- Florida School Book Depository – Textbooks - \$276,504.83 in Total

Federal Programs

- Renaissance Learning – Accelerated Reader - \$37,295.00
- FSU – SSTRIDE program, \$48,583 (\$5,272.5 is General Fund for GEMS school)
- Rainbow Learning Solutions, Homeless Coordination, \$21,600

FUND SOURCE: Differ by Purchase Order

AMOUNT: Differ by Purchase Order

PREPARED BY: Thomas Kauffman

POSITION: Assistant Finance Director

INTERNAL INSTRUCTIONS TO BE COMPLETED BY PREPARER

 Number of ORIGINAL SIGNATURES NEEDED by preparer.

SUPERINTENDENT’S SIGNATURE: page(s) numbered _____

CHAIRMAN’S SIGNATURE: page(s) numbered _____

Be sure that the Comptroller has signed the budget page.



State Tax Exemption #
85-8012621915C-2
Federal Employer Identification #
59-6000615

GADSDEN COUNTY SCHOOLS
Purchase Order
Standard - Blanket - Summer Feeding Prgm

PO# 199680
07/12/2017
Vendor (FU02425000)

Show P.O. Number on all shipping containers, packing lists, correspondences, and invoices.

Order Contact: Paula/Shirley
Center/School Contact: Paula Milton

Checked box indicates order must be fully received and invoiced by 06/30/2018. Cancellations must be in writing. No backorders without buyer approval.

Ship To
SCHOOL FOOD SVC-GADSDEN CO
203-A MARTIN LUTHER KING JR BLVD
QUINCY, FL 32351

U S FOODS -PORT ORANGE DIV.
5425 S WILLIAMSON BLVD
PORT ORANGE, FL 32124

Bill To
GADSDEN COUNTY SCHOOLS
35 MARTIN L KING, JR. BLVD
QUINCY, FL 32351
850-627-9651

| Item # | Description | Quantity | UOM | Unit Price | Amount |
|-------------------------|---|----------|-----|------------|-----------|
| Weekly orders as needed | SFS Blanket Order Summer School 2016-2017SY Piggyback: RFP Awarded by PBG Lead Agency School District of Osceola Co. RFP SDOC-14-065-LH, Awarded to US Foods. | 1 | | 73,800.00 | 73,800.00 |
| Total | | | | | 73,800.00 |

| Fund | Function | Object | Facility | Project | Program | Amount |
|------|----------|--------|----------|---------|---------|-----------|
| 410 | 7600 | 510 | 0051 | 0715 | | 800.00 |
| 410 | 7600 | 570 | 0051 | 0716 | | 12,000.00 |
| 410 | 7600 | 510 | 0201 | 0713 | | 1,000.00 |
| 410 | 7600 | 570 | 0201 | 0713 | | 20,500.00 |
| 410 | 7600 | 570 | 0151 | 0702 | | 7,000.00 |
| 410 | 7600 | 510 | 0151 | 0702 | | 500.00 |
| 410 | 7600 | 570 | 0231 | 0701 | | 15,000.00 |
| 410 | 7600 | 510 | 0231 | 0701 | | 1,000.00 |
| 410 | 7600 | 570 | 0091 | 0707 | | 15,000.00 |
| 410 | 7600 | 510 | 0091 | 0707 | | 1,000.00 |

Paula P. Milton

Superintendent

Comments for vendor:

SAM ckd 1718SY Vendor not a sub-recipient saPiggyback: RFP Awarded by PBG Lead Agency-School District of Osceola Co. RFP:SDOC-14-065-LH Awarded to US Foods.

Terms & Conditions:



State Tax Exemption #
85-8012621915C-2
Federal Employer Identification #
59-6000615

GADSDEN COUNTY
SCHOOLS
Purchase Order
Blanket - FUEL
CONDITIONER

PO# 199687

07/12/2017

Vendor (VN05930000)

Show P.O. Number on all shipping containers,
packing lists, correspondences, and invoices.

Checked box indicates order must be fully received and invoiced by 06/30/2018.
Cancellations must be in writing. No backorders without buyer approval.

Ship To
TRANS.DEPT-SCHOOL BD GADSDEN
720 SOUTH STEWART ST
QUINCY, FL 32351

NCH CORPORATION-CERTIFIED LAB
P O 152170
IRVING, TX 75015-2170

Bill To
GADSDEN COUNTY SCHOOLS
35 MARTIN L KING, JR. BLVD
QUINCY, FL 32351
850-627-9651

| Item # | Description | Quantity | UOM | Unit Price | Amount |
|------------------|------------------|----------|-----|------------|-----------|
| FUEL CONDITIONER | FUEL CONDITIONER | 12 | | 891.00 | 10,692.00 |
| Total | | | | | 10,692.00 |

| Fund | Function | Object | Facility | Project | Program | Amount |
|------|----------|--------|----------|---------|---------|-----------|
| 110 | 7800 | 540 | 9003 | 1109990 | | 10,692.00 |

Superintendent

Comments for vendor:

See Proposal; Fuel Conditioner Prgm for 1718-SY Inform @ next Bdwkshp. sa

Terms & Conditions:

Look up PO #

Or Req #

PO
\$ 10,000

FUEL CONDITIONER

Requisition #
3345

PO #
199687

Author
Rutten, Mary

Vendor

VN05930000 - NCH CORPORATION-CERTIFIED LAB ▼

Vendor Contact

Terms & Conditions

Deadline Date

▼ 2

Vendor Address

P O 152170, IRVING, TX, 75015

Request Type
Blanket

Request Date/Status
07/10/2017 11:22:36

Order Contact

Center/School Contact

Deliver To

9003 : TRANS.DEPT-SCHOOL BD GADSDEN ▼

Line Items

| Reference # | Item # | Description | Qty | UOM | Unit Price | Amount | Shipping |
|--------------|---------------|------------------|-------|-----|------------|------------------|--------------------------|
| 1 | FUEL CONDITIO | FUEL CONDITIONER | 12.00 | | 891.00 | 10692.00 | <input type="checkbox"/> |
| Total | | | | | | 10,692.00 | |

Allocations

| Reference # | Fund | Function | Object | Facility | Project | Program | Budgeted | Committed | Encumbered | Expended | Balance | Amount |
|--------------|------|----------|--------|----------|---------|---------|-----------|-----------|------------|----------|------------------|----------|
| 1 | 110 | 7800 | 540 | 9003 | 1109 | | 10,692.00 | 10,692.00 | 0.00 | 0.00 | 0.00 | 10692.00 |
| Total | | | | | | | | | | | 10,692.00 | |

Files

(Drag files to upload)

Select



Gadsden County School Board FOAP Proposal f

Comments

- 7/10/17 8:15am [Mary Rutten](#): AMOUNT FOR FISCAL YEAR 2017-2018
- 7/10/17 8:16am [Mary Rutten](#): PLEASE SEE THE ATTACHED PROPOSAL
- 7/10/17 4:26pm [Shirley](#): To Supt for apvl; send PO

Post

Comments for vendor

See Proposal; Fuel Conditioner Prgm for 1718-SY

Liquidate Balance

Print

Email

Print Unofficial



State Tax Exemption #
85-8012621915C-2
Federal Employer Identification #
59-6000615

GADSDEN COUNTY
SCHOOLS
Purchase Order
Standard - CDW-G

PO# 199720

07/17/2017

Vendor (FC00220000)

Show P.O. Number on all shipping containers,
packing lists, correspondences, and invoices.

Order Contact: Sheantika Wiggins

Checked box indicates order must be fully received and invoiced by 06/30/2018.
Cancellations must be in writing. No backorders without buyer approval.

CDW GOVERNMENT, INC.
75 REMITTANCE DR. SUITE
CHICAGO, IL 60675-1515

Ship To
GADSDEN COUNTY PUBLIC SCHOOLS
35 MARTIN LUTHER KING JR BLVD
QUINCY, FL 32351

Bill To
GADSDEN COUNTY SCHOOLS
35 MARTIN L KING, JR. BLVD
QUINCY, FL 32351
850-627-9651

| Item # | Description | Quantity | UOM | Unit Price | Amount |
|--------------|-----------------------------|----------|-----|------------|------------------|
| 2191193 | NOV SLA ZENWORKS VALUE BNDL | 5620 | | 2.50 | 14,050.00 |
| Total | | | | | 14,050.00 |

| Fund | Function | Object | Facility | Project | Program | Amount |
|------|----------|--------|----------|---------|---------|-----------|
| 110 | 8200 | 310 | 9019 | 1104970 | | 14,050.00 |

Superintendent

Comments for vendor:

Renewal of Novell Zenworks software previous year approved. sa Inform @ next Bdwkshp. sa

Terms & Conditions:

CDW-G

Requisition #
3405

yet
PO #
N/A

Author
Daniels, Anitria

Vendor
FC00220000 - CDW GOVERNMENT, INC.

Vendor Contact
Kathryn Whitehead

Terms & Conditions

Deadline Date

?

Vendor Address

75 REMITTANCE DR. SUITE, CHICAGO, IL, 60675

PO > \$10,000

Request Type
Standard

Request Date/Status
07/17/2017 12:16:18

Order Contact
Sheantika Wiggins

Center/School Contact

Deliver To

9001 : GADSDEN COUNTY PUBLIC SCHOOLS

Line Items

| Reference # | Item # | Description | Qty | UOM | Unit Price | Amount | Shipping |
|--------------|---------|---------------------|---------|-----|------------|------------------|--------------------------|
| 1 | 2191193 | NOV SLA ZENWORKS VA | 5620.00 | | 2.50 | 14050.00 | <input type="checkbox"/> |
| Total | | | | | | 14,050.00 | |

Allocations

| Reference # | Fund | Function | Object | Facility | Project | Program | Budgeted | Committed | Encumbered | Expended | Balance | Amount |
|--------------|------|----------|--------|----------|---------|---------|-----------|-----------|------------|----------|------------------|----------|
| 1 | 110 | 8200 | 310 | 9019 | 1104 | | 52,450.00 | 14,050.00 | 0.00 | 0.00 | 38,400.00 | 14050.00 |
| Total | | | | | | | | | | | 14,050.00 | |

Files

(Drag files to upload)

Select



[SKM_C754e17071712550.pdf \(0.66mb\)](#)

Comments

7/17/17 12:13pm [Anitria Daniels](#): supporting Documentation is attached

Post

Comments for vendor

Renewal of Novell Zenworks software previous year approved. sa
Inform @ next Bdwkshp. sa

Approve

Deny

Send Back to Originator



State Tax Exemption #
85-8012621915C-2
Federal Employer Identification #
59-6000615

GADSDEN COUNTY
SCHOOLS
Purchase Order

PO# 199734

07/18/2017

Vendor (VI03220000)

Show P.O. Number on all shipping containers,
packing lists, correspondences, and invoices.

Order Contact: Dr. Sheantika Wiggins
Center/School Contact: John Thomas

Checked box indicates order must be fully received and invoiced by 06/30/2018.
Cancellations must be in writing. No backorders without buyer approval.

Ship To
INFO/MEDIA/TECH-SCHL BD GADCO
35 MARTIN LUTHER KING JR BLVD
QUINCY, FL 32351

INTRATECH ALLIANCE CORP
1808 ARRON ROAD
TALLAHASSEE, FL 32303

Bill To
GADSDEN COUNTY SCHOOLS
35 MARTIN L KING, JR. BLVD
QUINCY, FL 32351
850-627-9651

| Item # | Description | Quantity | UOM | Unit Price | Amount |
|--------------|---|----------|-----|------------|-----------|
| | Managed Broadband Internet Service under Internal Connections | 1 | | 84,000.00 | 84,000.00 |
| Total | | | | | 84,000.00 |

| Fund | Function | Object | Facility | Project | Program | Amount |
|------|----------|--------|----------|---------|---------|-----------|
| 110 | 6200 | 310 | 9019 | 1104970 | | 84,000.00 |

Superintendent

Comments for vendor:

1 yr extension - signed 04/25/2017. Contract Renewal from Bd Apvd 05/24/2016 7(d) sa

Terms & Conditions:



State Tax Exemption #
85-8012621915C-2
Federal Employer Identification #
59-6000615

**GADSDEN COUNTY
SCHOOLS**
Purchase Order
Standard - Textbook Order
HMS

PO# 199742
07/19/2017
Vendor (VF10400000)

Show P.O. Number on all shipping containers,
packing lists, correspondences, and invoices.

Order Contact: Cheryl Ellison
Center/School Contact: Delshuana Jackson

Checked box indicates order must be fully received and invoiced by 06/30/2018.
Cancellations must be in writing. No backorders without buyer approval.

FLORIDA SCHOOL BOOK DEPOSITORY
P O BOX 6578
JACKSONVILLE, FL 32236

Ship To
HAVANA MAGNET SCHOOL
1210 KEMP RD.
HAVANA, FL 32333


Bill To
GADSDEN COUNTY SCHOOLS
35 MARTIN L KING, JR. BLVD
QUINCY, FL 32351
850-627-9651

| Item # | Description | Quantity | UOM | Unit Price | Amount |
|--------|--|----------|------|------------|--------|
| 033942 | Journeys Readers Notebook K | 60 | each | 0.00 | 0.00 |
| 062751 | FL Go Math Textbook K | 60 | each | 0.00 | 0.00 |
| 062752 | FL Go Math Practice Workbook K | 60 | each | 0.00 | 0.00 |
| 087371 | FL Interactive Science Textbook K | 15 | each | 9.47 | 142.05 |
| 133942 | FL Journeys Readers Notebook 1 | 60 | each | 0.00 | 0.00 |
| 162751 | FL Go Math Textbook 1 | 60 | each | 0.00 | 0.00 |
| 162752 | FL Go Math Practice Workbook 1 | 60 | each | 0.00 | 0.00 |
| 233942 | Journeys Readers Notebook 2 | 60 | each | 0.00 | 0.00 |
| 262751 | FL Go Math Textbook 2 | 60 | each | 0.00 | 0.00 |
| 262752 | FL Go Math Practice Workbook 2 | 60 | each | 0.00 | 0.00 |
| 333942 | Journeys Readers Notebook 3 | 70 | each | 0.00 | 0.00 |
| 362751 | FL Go Math Textbook 3 | 70 | each | 0.00 | 0.00 |
| 362752 | FL Go Math Practice Workbook 3 | 70 | each | 0.00 | 0.00 |
| 387371 | FL Interactive Science 3 | 23 | each | 11.47 | 263.81 |
| 433942 | Journeys Readers Notebook 4 | 80 | each | 0.00 | 0.00 |
| 462751 | FL Go Math Textbook 4 | 80 | each | 0.00 | 0.00 |
| 462752 | FL Go Math Practice Workbook 4 | 80 | each | 0.00 | 0.00 |
| 487371 | FL Interactive Science 4 | 68 | each | 11.47 | 779.96 |
| 533942 | Journeys Readers Notebook 5 | 60 | each | 0.00 | 0.00 |
| 562751 | FL Go Math Textbook 5 | 60 | each | 0.00 | 0.00 |
| 562752 | FL Go Math Practice Workbook 5 | 60 | each | 0.00 | 0.00 |
| 587371 | FL Interactive Science 5 | 60 | each | 11.47 | 688.20 |
| 765352 | Florida Collections Close Reader 6 | 55 | each | 0.00 | 0.00 |
| 765353 | Florida Collections Performance Assessment 6 | 55 | each | 0.00 | 0.00 |
| 765532 | Florida Collections Close Reader 7 | 60 | each | 0.00 | 0.00 |
| 765533 | Florida Collections Performance Assessment 7 | 60 | each | 0.00 | 0.00 |
| 765712 | Florida Collections Close Reader 8 | 45 | each | 0.00 | 0.00 |
| 765713 | Florida Collections Performance Assessment 8 | 45 | each | 0.00 | 0.00 |

Same Vendor

| | | | | | |
|--------------|---|----|------|--------|-----------------|
| 825141 | FL Go Math 1 Textbook | 55 | each | 0.00 | 0.00 |
| 825341 | FL Go Math 2 Textbook | 60 | each | 0.00 | 0.00 |
| 825541 | FL Go Math Pre-Algebra Textbook | 45 | each | 0.00 | 0.00 |
| 831663 | Cinch Algebra 1 Homework Practice Workbook | 50 | each | 0.00 | 0.00 |
| 845111 | FL Comprehensive Science Course 1 | 41 | each | 15.97 | 654.77 |
| 845151 | FL Comprehensive Science Course 2 | 39 | each | 15.97 | 622.83 |
| 853831 | Miller & Levine Biology Assessment Workbook | 50 | each | 9.97 | 498.50 |
| 853835 | Miller & Levine Biology Study Workbook B | 65 | each | 8.97 | 583.05 |
| 187371 | FL Interactive Science 1 | 50 | each | 10.47 | 523.50 |
| 287371 | FL Interactive Science 2 | 55 | each | 10.47 | 575.85 |
| | Shipping/Handling | 1 | each | 578.11 | 578.11 |
| Total | | | | | 5,910.63 |

| Fund | Function | Object | Facility | Project | Program | Amount |
|------|----------|--------|----------|---------|---------|----------|
| 110 | 5100 | 520 | 0091 | 1101840 | 100 | 5,910.63 |



Superintendent

Comments for vendor:

The District School Supt. shall requisition adopted instructional materials from the Depository of the publisher with whom a contract has been made. 1006.37 FSBD Order# 159727

Terms & Conditions:



State Tax Exemption #
85-8012621915C-2
Federal Employer Identification #
59-6000615

**GADSDEN COUNTY
SCHOOLS**
Purchase Order
Standard - Textbook Order
GEMS

PO# 199740
07/19/2017
Vendor (VF10400000)

Show P.O. Number on all shipping containers,
packing lists, correspondences, and invoices.

Order Contact: Cheryl Ellison
Center/School Contact: Allysun Davis

Checked box indicates order must be fully received and invoiced by 06/30/2018.
Cancellations must be in writing. No backorders without buyer approval.

FLORIDA SCHOOL BOOK DEPOSITORY
P O BOX 6578
JACKSONVILLE, FL 32236

Ship To
GADSDEN ELEMENTARY MAGNET
500 WEST KING STREET
QUINCY, FL 32351

Bill To
GADSDEN COUNTY SCHOOLS
35 MARTIN L KING, JR. BLVD
QUINCY, FL 32351
850-627-9651

| Item # | Description | Quantity | UOM | Unit Price | Amount |
|--------|--|----------|------|------------|--------|
| 033942 | Journeys Readers Notebook K | 17 | each | 0.00 | 0.00 |
| 062751 | FL Go Math Textbook K | 17 | each | 0.00 | 0.00 |
| 062752 | FL Go Math Practice Workbook K | 17 | each | 0.00 | 0.00 |
| 087371 | FL Interactive Science Textbook K | 17 | each | 9.47 | 160.99 |
| 133942 | FL Journeys Readers Notebook 1 | 17 | each | 0.00 | 0.00 |
| 162751 | FL Go Math Textbook 1 | 17 | each | 0.00 | 0.00 |
| 162752 | FL Go Math Practice Workbook 1 | 17 | each | 0.00 | 0.00 |
| 233942 | Journeys Readers Notebook 2 | 17 | each | 0.00 | 0.00 |
| 262751 | FL Go Math Textbook 2 | 17 | each | 0.00 | 0.00 |
| 262752 | FL Go Math Practice Workbook 2 | 17 | each | 0.00 | 0.00 |
| 333942 | Journeys Readers Notebook 3 | 17 | each | 0.00 | 0.00 |
| 362751 | FL Go Math Textbook 3 | 17 | each | 0.00 | 0.00 |
| 362752 | FL Go Math Practice Workbook 3 | 17 | each | 0.00 | 0.00 |
| 387371 | FL Interactive Science 3 | 1 | each | 11.47 | 11.47 |
| 433942 | Journeys Readers Notebook 4 | 18 | each | 0.00 | 0.00 |
| 462751 | FL Go Math Textbook 4 | 18 | each | 0.00 | 0.00 |
| 462752 | FL Go Math Practice Workbook 4 | 18 | each | 0.00 | 0.00 |
| 487371 | FL Interactive Science 4 | 8 | each | 11.47 | 91.76 |
| 533942 | Journeys Readers Notebook 5 | 15 | each | 0.00 | 0.00 |
| 562751 | FL Go Math Textbook 5 | 15 | each | 0.00 | 0.00 |
| 562752 | FL Go Math Practice Workbook 5 | 15 | each | 0.00 | 0.00 |
| 587371 | FL Interactive Science 5 | 15 | each | 11.47 | 172.05 |
| 765352 | Florida Collections Close Reader 6 | 25 | each | 0.00 | 0.00 |
| 765353 | Florida Collections Performance Assessment 6 | 25 | each | 0.00 | 0.00 |
| 765532 | Florida Collections Close Reader 7 | 20 | each | 0.00 | 0.00 |
| 765533 | Florida Collections Performance Assessment 7 | 20 | each | 0.00 | 0.00 |
| 765712 | Florida Collections Close Reader 8 | 10 | each | 0.00 | 0.00 |
| 765713 | Florida Collections Performance Assessment 8 | 10 | each | 0.00 | 0.00 |

Same Vendor

| | | | | | |
|--------------|--|----|------|--------|-----------------|
| 825141 | FL Go Math 1 Textbook | 25 | each | 0.00 | 0.00 |
| 825341 | FL Go Math 2 Textbook | 20 | each | 0.00 | 0.00 |
| 825541 | FL Go Math Pre-Algebra Textbook | 10 | each | 0.00 | 0.00 |
| 831663 | Cinch Algebra 1 Homework Practice Workbook | 10 | each | 0.00 | 0.00 |
| 845111 | FL Comprehensive Science Course 1 | 15 | each | 15.97 | 239.55 |
| 845151 | FL Comprehensive Science Course 2 | 15 | each | 15.97 | 239.55 |
| | Shipping/Handling | 1 | each | 207.21 | 207.21 |
| Total | | | | | 1,122.58 |

| Fund | Function | Object | Facility | Project | Program | Amount |
|------|----------|--------|----------|---------|---------|----------|
| 110 | 5100 | 520 | 0101 | 1101840 | 100 | 1,122.58 |

Roger P. Milton

Superintendent

Comments for vendor:

The District School Supt. shall requisition adopted instructional materials from the Depository of the publisher with whom a contract has been made. 1006.37 FSBD Order# 159723

Terms & Conditions:



State Tax Exemption #
85-8012621915C-2
Federal Employer Identification #
59-6000615

**GADSDEN COUNTY
SCHOOLS**
Purchase Order
Standard - Textbook Order
GBES

PO# 199739
07/19/2017
Vendor (VF10400000)

Show P.O. Number on all shipping containers,
packing lists, correspondences, and invoices.

Order Contact: Cheryl Ellison
Center/School Contact: Stephen Pitts

Checked box indicates order must be fully received and invoiced by 06/30/2018.
Cancellations must be in writing. No backorders without buyer approval.


FLORIDA SCHOOL BOOK DEPOSITORY
P O BOX 6578
JACKSONVILLE, FL 32236

Ship To
GREENSBORO ELEMENTARY
559 GREENSBORO HWY
QUINCY, FL 32351

Bill To
GADSDEN COUNTY SCHOOLS
35 MARTIN L KING, JR. BLVD
QUINCY, FL 32351
850-627-9651

| Item # | Description | Quantity | UOM | Unit Price | Amount |
|--------------|-----------------------------------|----------|------|------------|-----------------|
| 033942 | Journeys Readers Notebook K | 76 | each | 0.00 | 0.00 |
| 062751 | FL Go Math Textbook K | 76 | each | 0.00 | 0.00 |
| 062752 | FL Go Math Practice Workbook K | 76 | each | 0.00 | 0.00 |
| 087371 | FL Interactive Science Textbook K | 47 | each | 9.47 | 445.09 |
| 133942 | FL Journeys Readers Notebook 1 | 76 | each | 0.00 | 0.00 |
| 162751 | FL Go Math Textbook 1 | 76 | each | 0.00 | 0.00 |
| 162752 | FL Go Math Practice Workbook 1 | 76 | each | 0.00 | 0.00 |
| 233942 | Journeys Readers Notebook 2 | 80 | each | 0.00 | 0.00 |
| 262751 | FL Go Math Textbook 2 | 80 | each | 0.00 | 0.00 |
| 262752 | FL Go Math Practice Workbook 2 | 80 | each | 0.00 | 0.00 |
| 333942 | Journeys Readers Notebook 3 | 85 | each | 0.00 | 0.00 |
| 362751 | FL Go Math Textbook 3 | 85 | each | 0.00 | 0.00 |
| 362752 | FL Go Math Practice Workbook 3 | 85 | each | 0.00 | 0.00 |
| 187371 | FL Interactive Science 1 | 49 | each | 10.47 | 513.03 |
| 287371 | FL Interactive Science 2 | 15 | each | 10.47 | 157.05 |
| 387371 | FL Interactive Science 3 | 31 | each | 11.47 | 355.57 |
| | Shipping/Handling | 1 | each | 393.18 | 393.18 |
| Total | | | | | 1,863.92 |

| Fund | Function | Object | Facility | Project | Program | Amount |
|------|----------|--------|----------|---------|---------|----------|
| 110 | 5100 | 520 | 0141 | 1101840 | 100 | 1,863.92 |



Superintendent

Comments for vendor:

The District School Supt. shall requisition adopted instructional materials from the

Depository of the publisher with whom a contract has been made. 1006.37 FSBD Order#
159718

Terms & Conditions:

Textbook Order GBES

| | | | | |
|---------------------------------|---|--|--|-----------------------|
| Requisition # 3423 | PO # 199739 | Author Ellison, Cheryl | Vendor VF10400000 - FLORIDA SCHOOL BOOK DEPOSITORY ▼ | Vendor Contact |
| | | Terms & Conditions ▼ ? | Deadline Date 07/21/2017 | |
| | | Vendor Address P O BOX 6578, JACKSONVILLE, FL, 32236 | | |
| Request Type Standard | Request Date/Status 07/19/2017 09:54:31 | Order Contact Cheryl Ellison | Center/School Contact Stephen Pitts | |
| | | Deliver To 0141 : GREENSBORO ELEMENTARY ▼ | | |

Line Items

| Reference # | Item # | Description | Qty | UOM | Unit Price | Amount | Shipping |
|--------------|--------|----------------------------|-------|------|------------|-----------------|--------------------------|
| 1 | 033942 | Journeys Readers Notebo | 76.00 | each | 0.00 | 0.00 | <input type="checkbox"/> |
| 1 | 062751 | FL Go Math Textbook K | 76.00 | each | 0.00 | 0.00 | <input type="checkbox"/> |
| 1 | 062752 | FL Go Math Practice Work | 76.00 | each | 0.00 | 0.00 | <input type="checkbox"/> |
| 1 | 087371 | FL Interactive Science Te: | 47.00 | each | 9.47 | 445.09 | <input type="checkbox"/> |
| 1 | 133942 | FL Journeys Readers Note | 76.00 | each | 0.00 | 0.00 | <input type="checkbox"/> |
| 1 | 162751 | FL Go Math Textbook 1 | 76.00 | each | 0.00 | 0.00 | <input type="checkbox"/> |
| 1 | 162752 | FL Go Math Practice Work | 76.00 | each | 0.00 | 0.00 | <input type="checkbox"/> |
| 1 | 233942 | Journeys Readers Notebo | 80.00 | each | 0.00 | 0.00 | <input type="checkbox"/> |
| 1 | 262751 | FL Go Math Textbook 2 | 80.00 | each | 0.00 | 0.00 | <input type="checkbox"/> |
| 1 | 262752 | FL Go Math Practice Work | 80.00 | each | 0.00 | 0.00 | <input type="checkbox"/> |
| 1 | 333942 | Journeys Readers Notebo | 85.00 | each | 0.00 | 0.00 | <input type="checkbox"/> |
| 1 | 362751 | FL Go Math Textbook 3 | 85.00 | each | 0.00 | 0.00 | <input type="checkbox"/> |
| 1 | 362752 | FL Go Math Practice Work | 85.00 | each | 0.00 | 0.00 | <input type="checkbox"/> |
| 1 | 187371 | FL Interactive Science 1 | 49.00 | each | 10.47 | 513.03 | <input type="checkbox"/> |
| 1 | 287371 | FL Interactive Science 2 | 15.00 | each | 10.47 | 157.05 | <input type="checkbox"/> |
| 1 | 387371 | FL Interactive Science 3 | 31.00 | each | 11.47 | 355.57 | <input type="checkbox"/> |
| 1 | | Shipping/Handling | 1.00 | each | 393.18 | 393.18 | <input type="checkbox"/> |
| Total | | | | | | 1,863.92 | |

Allocations

| Reference # | Fund | Function | Object | Facility | Project | Program | Budgeted | Committed | Encumbered | Expended | Balance | Amount |
|--------------|-----------|------------|-----------|----------|---------|-----------|----------|-----------|------------|----------|-----------------|---------|
| 1 | 110 : ... | 5100 : ... | 520 : ... | 0141... | 1101... | 100 : ... | 2,000.00 | 1,863.92 | 0.00 | 0.00 | 136.08 | 1863.92 |
| Total | | | | | | | | | | | 1,863.92 | |

Files (Drag files to upload) **Select**

[GBES Textbook Order July2017.pdf \(0.34mb\)](#)

Comments

Post

Comments for vendor

The District School Supt. shall requisition adopted instructional materials from the Depository of the publisher with whom a contract has been made.
1006.37
FSBD Order# 159718



State Tax Exemption #
85-8012621915C-2
Federal Employer Identification #
59-6000615

**GADSDEN COUNTY
SCHOOLS**
Purchase Order
Standard - Textbook Order
GWM

PO# 199738
07/19/2017
Vendor (VF10400000)

Show P.O. Number on all shipping containers,
packing lists, correspondences, and invoices.

Order Contact: Cheryl Ellison
Center/School Contact: Germaine Brown

Checked box indicates order must be fully received and invoiced by 06/30/2018.
Cancellations must be in writing. No backorders without buyer approval.

FLORIDA SCHOOL BOOK DEPOSITORY
P O BOX 6578
JACKSONVILLE, FL 32236

Ship To
GEORGE W MUNROE ELEMENTARY
1830 W KING ST
QUINCY, FL 32351

Bill To
GADSDEN COUNTY SCHOOLS
35 MARTIN L KING, JR. BLVD
QUINCY, FL 32351
850-627-9651

| Item # | Description | Quantity | UOM | Unit Price | Amount |
|--------------|-----------------------------------|----------|------|------------|-----------------|
| 033942 | Journeys Readers Notebook K | 85 | each | 0.00 | 0.00 |
| 062751 | FL Go Math Textbook K | 85 | each | 0.00 | 0.00 |
| 062752 | FL Go Math Practice Workbook K | 85 | each | 0.00 | 0.00 |
| 087371 | FL Interactive Science Textbook K | 50 | each | 9.47 | 473.50 |
| 133942 | FL Journeys Readers Notebook 1 | 85 | each | 0.00 | 0.00 |
| 162751 | FL Go Math Textbook 1 | 85 | each | 0.00 | 0.00 |
| 162752 | FL Go Math Practice Workbook 1 | 85 | each | 0.00 | 0.00 |
| 233942 | Journeys Readers Notebook 2 | 115 | each | 0.00 | 0.00 |
| 262751 | FL Go Math Textbook 2 | 115 | each | 0.00 | 0.00 |
| 262752 | FL Go Math Practice Workbook 2 | 115 | each | 0.00 | 0.00 |
| 333942 | Journeys Readers Notebook 3 | 110 | each | 0.00 | 0.00 |
| 362751 | FL Go Math Textbook 3 | 110 | each | 0.00 | 0.00 |
| 362752 | FL Go Math Practice Workbook 3 | 110 | each | 0.00 | 0.00 |
| 187371 | FL Interactive Science 1 | 33 | each | 10.47 | 345.51 |
| 287371 | FL Interactive Science 2 | 54 | each | 10.47 | 565.38 |
| | Shipping/Handling | 1 | each | 382.61 | 382.61 |
| Total | | | | | 1,767.00 |

| Fund | Function | Object | Facility | Project | Program | Amount |
|------|----------|--------|----------|---------|---------|----------|
| 110 | 5100 | 520 | 0041 | 1101840 | 100 | 1,767.00 |

Superintendent

Comments for vendor:

The District School Supt. shall requisition adopted instructional materials from the Depository of the publisher with whom a contract has been made. 1006.37 FSBD Order#

159714

Terms & Conditions:



State Tax Exemption #
85-8012621915C-2
Federal Employer Identification #
59-6000615

**GADSDEN COUNTY
SCHOOLS**
Purchase Order
Standard - Textbook Order
SSES

PO# 199737
07/19/2017
Vendor (VF10400000)

Show P.O. Number on all shipping containers,
packing lists, correspondences, and invoices.

Order Contact: Cheryl Ellison
Center/School Contact: Lisa Robinson

Checked box indicates order must be fully received and invoiced by 06/30/2018.
Cancellations must be in writing. No backorders without buyer approval.

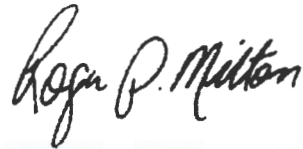
FLORIDA SCHOOL BOOK DEPOSITORY
P O BOX 6578
JACKSONVILLE, FL 32236

Ship To
STEWART STREET ELEMENTARY
749 SOUTH STEWART STREET
QUINCY, FL 32351

Bill To
GADSDEN COUNTY SCHOOLS
35 MARTIN L KING, JR. BLVD
QUINCY, FL 32351
850-627-9651

| Item # | Description | Quantity | UOM | Unit Price | Amount |
|--------|-----------------------------------|----------|------|------------|-----------------|
| 033942 | Journeys Readers Notebook K | 107 | each | 0.00 | 0.00 |
| 062751 | FL Go Math Textbook K | 107 | each | 0.00 | 0.00 |
| 062752 | FL Go Math Practice Workbook K | 107 | each | 0.00 | 0.00 |
| 087371 | FL Interactive Science Textbook K | 101 | each | 9.47 | 956.47 |
| 133942 | FL Journeys Readers Notebook 1 | 107 | each | 0.00 | 0.00 |
| 162751 | FL Go Math Textbook 1 | 107 | each | 0.00 | 0.00 |
| 162752 | FL Go Math Practice Workbook 1 | 107 | each | 0.00 | 0.00 |
| 233942 | Journeys Readers Notebook 2 | 106 | each | 0.00 | 0.00 |
| 262751 | FL Go Math Textbook 2 | 106 | each | 0.00 | 0.00 |
| 262752 | FL Go Math Practice Workbook 2 | 106 | each | 0.00 | 0.00 |
| 333942 | Journeys Readers Notebook 3 | 100 | each | 0.00 | 0.00 |
| 362751 | FL Go Math Textbook 3 | 100 | each | 0.00 | 0.00 |
| 362752 | FL Go Math Practice Workbook 3 | 100 | each | 0.00 | 0.00 |
| 387371 | FL Interactive Science 3 | 88 | each | 11.47 | 1,009.36 |
| 433942 | Journeys Readers Notebook 4 | 117 | each | 0.00 | 0.00 |
| 462751 | FL Go Math Textbook 4 | 117 | each | 0.00 | 0.00 |
| 462752 | FL Go Math Practice Workbook 4 | 117 | each | 0.00 | 0.00 |
| 487371 | FL Interactive Science 4 | 67 | each | 11.47 | 768.49 |
| 533942 | Journeys Readers Notebook 5 | 114 | each | 0.00 | 0.00 |
| 562751 | FL Go Math Textbook 5 | 114 | each | 0.00 | 0.00 |
| 562752 | FL Go Math Practice Workbook 5 | 114 | each | 0.00 | 0.00 |
| 587371 | FL Interactive Science 5 | 93 | each | 11.47 | 1,066.71 |
| | Shipping/Handling | 1 | each | 682.71 | 682.71 |
| 187371 | FL Interactive Science 1 | 100 | each | 10.47 | 1,047.00 |
| 287371 | FL Interactive Science 2 | 81 | each | 10.47 | 848.07 |
| | Total | | | | 6,378.81 |

| Fund | Function | Object | Facility | Project | Program | Amount |
|------|----------|--------|----------|---------|---------|----------|
| 110 | 5100 | 520 | 0201 | 1101840 | 100 | 6,378.81 |



Superintendent

Comments for vendor:

The District School Supt. shall requisition adopted instructional materials from the Depository of the publisher with whom a contract has been made. 1006.37 FSBD Order# 159691

Terms & Conditions:



State Tax Exemption #
85-8012621915C-2
Federal Employer Identification #
59-6000615

**GADSDEN COUNTY
SCHOOLS**
Purchase Order
Standard - Textbook Order
CES

PO# 199736
07/19/2017
Vendor (VF10400000)

Show P.O. Number on all shipping containers,
packing lists, correspondences, and invoices.

Order Contact: Cheryl Ellison
Center/School Contact: Valencia Denson

Checked box indicates order must be fully received and invoiced by 06/30/2018.
Cancellations must be in writing. No backorders without buyer approval.


Ship To
CHATTAHOOCHEE ELEMENTARY
335 MAPLE STREET
CHATTAHOOCHEE, FL 32324

FLORIDA SCHOOL BOOK DEPOSITORY
P O BOX 6578
JACKSONVILLE, FL 32236

Bill To
GADSDEN COUNTY SCHOOLS
35 MARTIN L KING, JR. BLVD
QUINCY, FL 32351
850-627-9651

| Item # | Description | Quantity | UOM | Unit Price | Amount |
|--------------|-----------------------------------|----------|------|------------|-----------------|
| 033831 | FL TE Collection Journeys K | 1 | Set | 252.00 | 252.00 |
| 033942 | Journeys Readers Notebook K | 40 | each | 0.00 | 0.00 |
| 062611 | FL Go Math TE Collection K | 1 | set | 155.00 | 155.00 |
| 062751 | FL Go Math Textbook K | 40 | each | 0.00 | 0.00 |
| 062752 | FL Go Math Practice Workbook K | 40 | each | 0.00 | 0.00 |
| 087371 | FL Interactive Science Textbook K | 40 | each | 9.47 | 378.80 |
| 133942 | FL Journeys Readers Notebook 1 | 40 | each | 0.00 | 0.00 |
| 162751 | FL Go Math Textbook 1 | 40 | each | 0.00 | 0.00 |
| 162752 | FL Go Math Practice Workbook 1 | 40 | each | 0.00 | 0.00 |
| 233942 | Journeys Readers Notebook 2 | 30 | each | 0.00 | 0.00 |
| 262751 | FL Go Math Textbook 2 | 30 | each | 0.00 | 0.00 |
| 262752 | FL Go Math Practice Workbook 2 | 30 | each | 0.00 | 0.00 |
| 333942 | Journeys Readers Notebook 3 | 30 | each | 0.00 | 0.00 |
| 362751 | FL Go Math Textbook 3 | 30 | each | 0.00 | 0.00 |
| 362752 | FL Go Math Practice Workbook 3 | 30 | each | 0.00 | 0.00 |
| 387371 | FL Interactive Science 3 | 15 | each | 11.47 | 172.05 |
| 433942 | Journeys Readers Notebook 4 | 30 | each | 0.00 | 0.00 |
| 462751 | FL Go Math Textbook 4 | 30 | each | 0.00 | 0.00 |
| 462752 | FL Go Math Practice Workbook 4 | 30 | each | 0.00 | 0.00 |
| 487371 | FL Interactive Science 4 | 25 | each | 11.47 | 286.75 |
| 533942 | Journeys Readers Notebook 5 | 20 | each | 0.00 | 0.00 |
| 562751 | FL Go Math Textbook 5 | 20 | each | 0.00 | 0.00 |
| 562752 | FL Go Math Practice Workbook 5 | 20 | each | 0.00 | 0.00 |
| 587371 | FL Interactive Science 5 | 10 | each | 11.47 | 114.70 |
| | Shipping/Handling | 1 | each | 298.92 | 298.92 |
| Total | | | | | 1,658.22 |

| Fund | Function | Object | Facility | Project | Program | Amount |
|------|----------|--------|----------|---------|---------|----------|
| 110 | 5100 | 520 | 0151 | 1101840 | 100 | 1,658.22 |



Superintendent

Comments for vendor:

The District School Supt. shall requisition adopted instructional materials from the Depository of the publisher with whom a contract has been made. 1006.37 FSBD Order# 159688

Terms & Conditions:

Textbook Order WGMS2

Requisition # 3439 **PO #** N/A **Author** Ellison, Cheryl **Vendor** FLORIDA SCHOOL BOOK DEPOSITORY **Vendor Contact** N/A **Terms & Conditions** N/A

Deadline Date
2017-07-28 00:00:00

Vendor Address


Request Type Standard **Request Date/Status** 07/19/2017 19:31:57 **Order Contact** Cheryl Ellison **Center/School Contact** Sonya Jackson **Deliver To** 0052 : WEST GADSDEN MIDDLE SCHOOL

Line Items

| Reference # | Item # | Description | Qty | UOM | Unit Price | Amount | Shipping |
|--------------|--------|-------------------------|-------|------|------------|------------------|----------|
| 1 | 874400 | US History Premium Stud | 1.00 | each | 9870.00 | 9870.00 | |
| 1 | 874413 | US History Teacher Reso | 2.00 | each | 450.00 | 900.00 | |
| 1 | 874600 | Civics Premium Student | 1.00 | each | 9479.95 | 9479.95 | |
| 1 | 874602 | Civics Premium Student | 10.00 | each | 120.70 | 1207.00 | |
| 1 | 874604 | Civics Teacher Resource | 2.00 | each | 430.00 | 860.00 | |
| 1 | 874800 | World History Premium S | 1.00 | each | 9363.75 | 9363.75 | |
| 1 | 875802 | World History Premium S | 35.00 | each | 119.55 | 4184.25 | |
| 1 | 874812 | World History Teacher R | 2.00 | each | 400.00 | 800.00 | |
| 1 | 874402 | US History Premium Stud | 5.00 | each | 125.60 | 628.00 | |
| 1 | | Shipping/Handling | 1.00 | each | 330.11 | 330.11 | |
| Total | | | | | | 37,623.06 | |

Allocations

| Reference # | Fund | Function | Object | Facility | Project | Program | Budgeted | Committed | Encumbered | Expended | Balance | Amount |
|--------------|----------|-----------|----------|----------|---------|---------|-----------|-----------|------------|----------|------------------|----------|
| 1 | 110 :... | 5100 :... | 520 :... | 0052... | 1101... | | 42,000.00 | 41,089.42 | 0.00 | 0.00 | 910.58 | 37623.06 |
| Total | | | | | | | | | | | 37,623.06 | |

| | | |
|---|--|--|
| Files (Drag files to upload) <input type="button" value="Select"/>  | Comments | Comments for vendor |
| <p><u>Textbook Order2 WGMS July2017.pdf (0.25m)</u></p> | <div style="border: 1px solid black; height: 100px;"></div> <div style="text-align: right; border: 1px solid black; padding: 2px;"><input type="button" value="Post"/></div> | <p>The District School Supt. shall requisition adopted instructional materials from the Depository of the publisher with whom a contract has been made. 1006.37 FSBD Order# 161720</p> |

Textbook Order JASMS2

Requisition # 3438 PO # N/A Author Ellison, Cheryl Vendor FLORIDA SCHOOL BOOK DEPOSITORY Vendor Contact N/A Terms & Conditions N/A

Deadline Date
2017-07-28 00:00:00

Vendor Address


Request Type Standard Request Date/Status 07/19/2017 19:23:52 Order Contact Cheryl Ellison Center/School Contact Dr. Willie Jackson Deliver To 0211 : JAMES A SHANKS MIDDLE SCHOOL

Line Items

| Reference # | Item # | Description | Qty | UOM | Unit Price | Amount | Shipping |
|--------------|--------|-------------------------|-------|------|------------|------------------|----------|
| 1 | 874400 | US History Premium Stu | 2.00 | each | 9870.00 | 19740.00 | |
| 1 | 874413 | US History Teacher Reso | 1.00 | each | 450.00 | 450.00 | |
| 1 | 874600 | Civics Premium Student | 2.00 | each | 9479.95 | 18959.90 | |
| 1 | 874602 | Civics Premium Student | 10.00 | each | 120.70 | 1207.00 | |
| 1 | 874604 | Civics Teacher Resource | 1.00 | each | 430.00 | 430.00 | |
| 1 | 874800 | World History Premium S | 2.00 | each | 9363.75 | 18727.50 | |
| 1 | 875802 | World History Premium S | 60.00 | each | 119.55 | 7173.00 | |
| 1 | 874812 | World History Teacher R | 1.00 | each | 400.00 | 400.00 | |
| 1 | | Shipping/Handling | 1.00 | each | 478.82 | 478.82 | |
| Total | | | | | | 67,566.22 | |

Allocations

| Reference # | Fund | Function | Object | Facility | Project | Program | Budgeted | Committed | Encumbered | Expended | Balance | Amount |
|--------------|----------|-----------|----------|----------|---------|-----------|-----------|-----------|------------|----------|------------------|----------|
| 1 | 110 :... | 5100 :... | 520 :... | 0211... | 1101... | 100 : ... | 77,000.00 | 75,682.73 | 0.00 | 0.00 | 1,317.27 | 67566.22 |
| Total | | | | | | | | | | | 67,566.22 | |

Files (Drag files to upload) 

Textbook Order2_JASMS July2017.pdf (0.25m)

Comments

Comments for vendor

The District School Supt. shall requisition adopted instructional materials from the Depository of the publisher with whom a contract has been made.
1006.37
FSBD Order# 161719

Look up PO # Or Req #

Textbook Order GCA

| | | | | | |
|------------------------------|--------------------|----------------------------------|---|------------------------------|--------------------------------------|
| Requisition # 3437 | PO # N/A | Author Ellison, Cheryl | Vendor FLORIDA SCHOOL BOOK DEPOSITORY | Vendor Contact N/A | Terms & Conditions N/A |
|------------------------------|--------------------|----------------------------------|---|------------------------------|--------------------------------------|

Deadline Date
2017-07-21 00:00:00

Vendor Address

| | | | | |
|---------------------------------|---|--|---|---|
| Request Type Standard | Request Date/Status 07/19/2017 18:48:43 | Order Contact Cheryl Ellison | Center/School Contact LaRonda Frazier-Lee | Deliver To 9106 : GADSDEN CENTRAL ACADEMY |
|---------------------------------|---|--|---|---|

Line Items

Same Vendor

| Reference # | Item # | Description | Qty | UOM | Unit Price | Amount | Shipping |
|--------------|--------|----------------------------|-------|------|------------|-----------------|----------|
| 1 | 433942 | Journeys Readers Notebo | 3.00 | each | 0.00 | 0.00 | |
| 1 | 462751 | FL Go Math Textbook 4 | 3.00 | each | 0.00 | 0.00 | |
| 1 | 462752 | FL Go Math Practice Work | 3.00 | each | 0.00 | 0.00 | |
| 1 | 487371 | FL Interactive Science 4 | 3.00 | each | 11.47 | 34.41 | |
| 1 | 533942 | Journeys Readers Notebo | 3.00 | each | 0.00 | 0.00 | |
| 1 | 562751 | FL Go Math Textbook 5 | 3.00 | each | 0.00 | 0.00 | |
| 1 | 562752 | FL Go Math Practice Work | 3.00 | each | 0.00 | 0.00 | |
| 1 | 587371 | FL Interactive Science 5 | 3.00 | each | 11.47 | 34.41 | |
| 1 | 765352 | Florida Collections Close | 5.00 | each | 0.00 | 0.00 | |
| 1 | 765353 | Florida Collections Perfor | 5.00 | each | 0.00 | 0.00 | |
| 1 | 765532 | Florida Collections Close | 5.00 | each | 0.00 | 0.00 | |
| 1 | 765533 | Florida Collections Perfor | 5.00 | each | 0.00 | 0.00 | |
| 1 | 765712 | Florida Collections Close | 5.00 | each | 0.00 | 0.00 | |
| 1 | 765713 | Florida Collections Perfor | 5.00 | each | 0.00 | 0.00 | |
| 1 | 825141 | FL Go Math 1 Textbook | 5.00 | each | 0.00 | 0.00 | |
| 1 | 825341 | FL Go Math 2 Textbook | 5.00 | each | 0.00 | 0.00 | |
| 1 | 825541 | FL Go Math Pre-Algebra T | 5.00 | each | 0.00 | 0.00 | |
| 1 | 831663 | Cinch Algebra 1 Homewo | 10.00 | each | 0.00 | 0.00 | |
| 1 | 845111 | FL Comprehensive Scienc | 5.00 | each | 15.97 | 79.85 | |
| 1 | 853831 | Miller & Levine Biology As | 8.00 | each | 9.97 | 79.76 | |
| Total | | | | | | 4,441.27 | |

< Prev Page: 1 / 3 Next >

Allocations

| Reference # | Fund | Function | Object | Facility | Project | Program | Budgeted | Committed | Encumbered | Expended | Balance | Amount |
|--------------|-----------|------------|-----------|----------|---------|---------|----------|-----------|------------|----------|-----------------|---------|
| 1 | 110 : ... | 5100 : ... | 520 : ... | 9106... | 1101... | | 7,900.00 | 4,441.27 | 0.00 | 0.00 | 3,458.73 | 4441.27 |
| Total | | | | | | | | | | | 4,441.27 | |

Files

(Drag files to upload)

Select



Textbook Order_GCA_July2017.pdf (0.82mb)

Comments

Post

Comments for vendor

The District School Supt. shall requisition adopted instructional materials from the Depository of the publisher with whom a contract has been made.
1006.37
FSBD Order# 159762 & 160156

Look up PO # Or Req #

Textbook Order CPA

| | | | | | |
|---------------------------------|---|--|---|--|--------------------------------------|
| Requisition # 3436 | PO # N/A | Author Ellison, Cheryl | Vendor FLORIDA SCHOOL BOOK DEPOSITORY | Vendor Contact N/A | Terms & Conditions N/A |
| | | | Deadline Date 2017-07-21 00:00:00 | | |
| Vendor Address | | | | | |
| Request Type Standard | Request Date/Status 07/19/2017 18:28:55 | Order Contact Cheryl Ellison | Center/School Contact Myra Grant | Deliver To 0231 : CARTER PARRAMORE ACADEMY | |

Line Items

| Reference # | Item # | Description | Qty | UOM | Unit Price | Amount | Shipping |
|--------------|--------|----------------------------|-------|------|------------|------------------|----------|
| 1 | 433942 | Journeys Readers Noteb | 5.00 | each | 0.00 | 0.00 | |
| 1 | 462751 | FL Go Math Textbook 4 | 5.00 | each | 0.00 | 0.00 | |
| 1 | 462752 | FL Go Math Practice Wor | 5.00 | each | 0.00 | 0.00 | |
| 1 | 487371 | FL Interactive Science 4 | 5.00 | each | 11.47 | 57.35 | |
| 1 | 533942 | Journeys Readers Noteb | 5.00 | each | 0.00 | 0.00 | |
| 1 | 562751 | FL Go Math Textbook 5 | 5.00 | each | 0.00 | 0.00 | |
| 1 | 562752 | FL Go Math Practice Wor | 5.00 | each | 0.00 | 0.00 | |
| 1 | 587371 | FL Interactive Science 5 | 5.00 | each | 11.47 | 57.35 | |
| 1 | 765352 | Florida Collections Close | 10.00 | each | 0.00 | 0.00 | |
| 1 | 765353 | Florida Collections Perfor | 10.00 | each | 0.00 | 0.00 | |
| 1 | 765532 | Florida Collections Close | 15.00 | each | 0.00 | 0.00 | |
| 1 | 765533 | Florida Collections Perfor | 15.00 | each | 0.00 | 0.00 | |
| 1 | 765712 | Florida Collections Close | 25.00 | each | 0.00 | 0.00 | |
| 1 | 765713 | Florida Collections Perfor | 25.00 | each | 0.00 | 0.00 | |
| 1 | 825141 | FL Go Math 1 Textbook | 10.00 | each | 0.00 | 0.00 | |
| 1 | 825341 | FL Go Math 2 Textbook | 15.00 | each | 0.00 | 0.00 | |
| 1 | 825541 | FL Go Math Pre-Algebra | 25.00 | each | 0.00 | 0.00 | |
| 1 | 831663 | Cinch Algebra 1 Homewd | 30.00 | each | 0.00 | 0.00 | |
| 1 | 845111 | FL Comprehensive Scien | 10.00 | each | 15.97 | 159.70 | |
| 1 | 853831 | Miller & Levine Biology A | 50.00 | each | 9.97 | 498.50 | |
| Total | | | | | | 21,341.19 | |

Allocations

| Reference # | Fund | Function | Object | Facility | Project | Program | Budgeted | Committed | Encumbered | Expended | Balance | Amount |
|--------------|------|----------|--------|----------|---------|---------|-----------|-----------|------------|----------|------------------|----------|
| 1 | 110 | 5100 | 520 | 0231 | 1101 | 100 | 30,600.00 | 21,341.19 | 0.00 | 0.00 | 9,258.81 | 21341.19 |
| Total | | | | | | | | | | | 21,341.19 | |

Files

(Drag files to upload)

Select



CPA Textbook Order July2017.pdf (0.8mb)

Comments

Post

Comments for vendor

The District School Supt. shall requisition adopted instructional materials from the Depository of the publisher with whom a contract has been made.
1006.37
FSBD Order# 159760 & 160154

Look up PO # Or Req #

Textbook Order GCHS

| | | | | | |
|------------------------------|--------------------|----------------------------------|---|------------------------------|--------------------------------------|
| Requisition # 3432 | PO # N/A | Author Ellison, Cheryl | Vendor FLORIDA SCHOOL BOOK DEPOSITORY | Vendor Contact N/A | Terms & Conditions N/A |
|------------------------------|--------------------|----------------------------------|---|------------------------------|--------------------------------------|

Deadline Date
2017-07-28 00:00:00

Vendor Address



| | | | | |
|---------------------------------|---|--|--|--|
| Request Type Standard | Request Date/Status 07/19/2017 16:07:58 | Order Contact Cheryl Ellison | Center/School Contact Pamela Jones | Deliver To 0051 : Gadsden County High School |
|---------------------------------|---|--|--|--|

Line Items

| Reference # | Item # | Description | Qty | UOM | Unit Price | Amount | Shipping |
|--------------|--------|--------------------------|--------|------|------------|-------------------|----------|
| 1 | 765922 | FL Collections Close Rea | 305.00 | each | 0.00 | 0.00 | |
| 1 | 765923 | FL Collections Performar | 305.00 | each | 0.00 | 0.00 | |
| 1 | 766102 | FL Collections Close Rea | 310.00 | each | 0.00 | 0.00 | |
| 1 | 766103 | FL Collections Performar | 310.00 | each | 0.00 | 0.00 | |
| 1 | 766282 | FL Collections Close Rea | 300.00 | each | 0.00 | 0.00 | |
| 1 | 766283 | FL Collections Performar | 300.00 | each | 0.00 | 0.00 | |
| 1 | 766462 | FL Collections Close Rea | 215.00 | each | 0.00 | 0.00 | |
| 1 | 766463 | FL Collections Performar | 215.00 | each | 0.00 | 0.00 | |
| 1 | 831663 | Cinch Math Algebra 1 Hd | 320.00 | each | 0.00 | 0.00 | |
| 1 | 832763 | Cinch Math Algebra 2 Hd | 305.00 | each | 0.00 | 0.00 | |
| 1 | 837122 | Geometry Homework Pr | 200.00 | each | 0.00 | 0.00 | |
| 1 | 855401 | FL Earth Science 2012 | 50.00 | each | 98.85 | 4942.50 | |
| 1 | 855405 | FL Earth Practice Workb | 1.00 | each | 9.70 | 9.70 | |
| 1 | 855421 | FL Earth Science TE | 2.00 | each | 127.60 | 255.20 | |
| 1 | 855451 | FL Earth Space Practice | 50.00 | each | 0.00 | 0.00 | |
| 1 | 881240 | Principles of Economics | 25.00 | each | 189.50 | 4737.50 | |
| 1 | 881261 | Principles of Economics | 25.00 | each | 0.00 | 0.00 | |
| 1 | 881340 | Gateway to Democracy | 25.00 | each | 145.00 | 3625.00 | |
| 1 | 881370 | Making American History | 25.00 | each | 134.50 | 3362.50 | |
| 1 | 881400 | World History Honors | 25.00 | each | 144.75 | 3618.75 | |
| Total | | | | | | 115,249.69 | |

< Prev Page: 1 / 3 Next >

Allocations

| Reference # | Fund | Function | Object | Facility | Project | Program | Budgeted | Committed | Encumbered | Expended | Balance | Amount |
|--------------|---------|----------|---------|----------|---------|---------|------------|------------|------------|----------|-------------------|-----------|
| 1 | 110 ... | 5100 ... | 520 ... | 0051... | 1101... | | 117,000.00 | 115,249.69 | 0.00 | 0.00 | 1,750.31 | 115249.69 |
| Total | | | | | | | | | | | 115,249.69 | |

Files

(Drag files to upload)

Select



Textbook Order GCHS July2017.pdf (0.65mb)

Comments

Comments for vendor

The District School Supt. shall requisition adopted instructional materials from the Depository of the publisher with whom a contract has been made. 1006.37
FSBD Order# 159747 and 160100

Post

Textbook Order JASMS

| | | | | | |
|---|---|--|--|--|--------------------------------------|
| Requisition # 3434 | PO # N/A | Author Ellison, Cheryl | Vendor FLORIDA SCHOOL BOOK DEPOSITORY | Vendor Contact N/A | Terms & Conditions N/A |
| Deadline Date 2017-07-21 00:00:00 | | | | | |
| Vendor Address | | | | | |
| Request Type Standard | Request Date/Status 07/19/2017 16:44:32 | Order Contact Cheryl Ellison | Center/School Contact Dr. Willie Jackson | Deliver To 0211 : JAMES A SHANKS MIDDLE SCHOOL | |

Line Items

Same Vendor

All 2 orders

| Reference # | Item # | Description | Qty | UOM | Unit Price | Amount | Shipping |
|--------------|--------|---------------------------|--------|------|------------|-----------------|----------|
| 1 | 433942 | Journeys Readers Notebo | 100.00 | each | 0.00 | 0.00 | |
| 1 | 462751 | FL Go Math Textbook 4 | 100.00 | each | 0.00 | 0.00 | |
| 1 | 462752 | FL Go Math Practice Work | 100.00 | each | 0.00 | 0.00 | |
| 1 | 487371 | FL Interactive Science 4 | 45.00 | each | 11.47 | 516.15 | |
| 1 | 533942 | Journeys Readers Notebo | 90.00 | each | 0.00 | 0.00 | |
| 1 | 562751 | FL Go Math Textbook 5 | 90.00 | each | 0.00 | 0.00 | |
| 1 | 562752 | FL Go Math Practice Work | 90.00 | each | 0.00 | 0.00 | |
| 1 | 587371 | FL Interactive Science 5 | 30.00 | each | 11.47 | 344.10 | |
| 1 | 765352 | FL Collections Close Read | 210.00 | each | 0.00 | 0.00 | |
| 1 | 765353 | FL Collections Performanc | 210.00 | each | 0.00 | 0.00 | |
| 1 | 765532 | FL Collections Close Read | 160.00 | each | 0.00 | 0.00 | |
| 1 | 765533 | FL Collections Performanc | 160.00 | each | 0.00 | 0.00 | |
| 1 | 765712 | FL Collections Close Read | 150.00 | each | 0.00 | 0.00 | |
| 1 | 765713 | FL Collections Performanc | 150.00 | each | 0.00 | 0.00 | |
| 1 | 825141 | FL Go Math 1 | 210.00 | each | 0.00 | 0.00 | |
| 1 | 825341 | FL Go Math 2 | 160.00 | each | 0.00 | 0.00 | |
| 1 | 825541 | FL Go Math Pre-Algebra | 150.00 | each | 0.00 | 0.00 | |
| 1 | 831663 | Cinch Algebra 1 Homewo | 50.00 | each | 0.00 | 0.00 | |
| 1 | 837122 | Cinch Geometry Homewo | 25.00 | each | 0.00 | 0.00 | |
| 1 | 845111 | FL Comprehensive Scienc | 166.00 | each | 15.97 | 2651.02 | |
| Total | | | | | | 8,116.51 | |

< Prev Page: 1 / 2 Next >

Allocations

| Reference # | Fund | Function | Object | Facility | Project | Program | Budgeted | Committed | Encumbered | Expended | Balance | Amount |
|--------------|----------|-----------|----------|----------|---------|----------|-----------|-----------|------------|----------|-----------------|---------|
| 1 | 110 :... | 5100 :... | 520 :... | 0211... | 1101... | 100 :... | 77,000.00 | 8,116.51 | 0.00 | 0.00 | 68,883.49 | 8116.51 |
| Total | | | | | | | | | | | 8,116.51 | |

Files

(Drag files to upload)

Select



[Textbook Orders_JASMS_July2017.pdf \(0.32m\)](#)

Comments

Comments for vendor

The District School Supt. shall requisition adopted instructional materials from the Depository of the publisher with whom a contract has been made.
1006.37
FSBD Order# 159743

Post

Textbook Order WGMS

| | | | | | |
|------------------------------|--------------------|----------------------------------|---|------------------------------|--------------------------------------|
| Requisition # 3435 | PO # N/A | Author Ellison, Cheryl | Vendor FLORIDA SCHOOL BOOK DEPOSITORY | Vendor Contact N/A | Terms & Conditions N/A |
|------------------------------|--------------------|----------------------------------|---|------------------------------|--------------------------------------|

Deadline Date
2017-07-21 00:00:00

Vendor Address

| | | | | |
|---------------------------------|---|--|---|--|
| Request Type Standard | Request Date/Status 07/19/2017 17:54:42 | Order Contact Cheryl Ellison | Center/School Contact Sonya Jackson | Deliver To 0052 : WEST GADSDEN MIDDLE SCHOOL |
|---------------------------------|---|--|---|--|

Line Items

| Reference # | Item # | Description | Qty | UOM | Unit Price | Amount | Shipping |
|--------------|--------|----------------------------|--------|------|------------|-----------------|----------|
| 1 | 433942 | Journeys Readers Notebo | 120.00 | each | 0.00 | 0.00 | |
| 1 | 462751 | FL Go Math Textbook 4 | 120.00 | each | 0.00 | 0.00 | |
| 1 | 462752 | FL Go Math Practice Work | 120.00 | each | 0.00 | 0.00 | |
| 1 | 487371 | FL Interactive Science 4 | 40.00 | each | 11.47 | 458.80 | |
| 1 | 533942 | Journeys Readers Notebo | 90.00 | each | 0.00 | 0.00 | |
| 1 | 562751 | FL Go Math Textbook 5 | 90.00 | each | 0.00 | 0.00 | |
| 1 | 562752 | FL Go Math Practice Work | 90.00 | each | 0.00 | 0.00 | |
| 1 | 587371 | FL interactive Science 5 | 50.00 | each | 11.47 | 573.50 | |
| 1 | 765352 | Florida Collections Close | 120.00 | each | 0.00 | 0.00 | |
| 1 | 765353 | Florida Collections Perfor | 120.00 | each | 0.00 | 0.00 | |
| 1 | 765532 | Florida Collections Close | 110.00 | each | 0.00 | 0.00 | |
| 1 | 765533 | Florida Collections Perfor | 110.00 | each | 0.00 | 0.00 | |
| 1 | 765712 | Florida Collections Close | 90.00 | each | 0.00 | 0.00 | |
| 1 | 765713 | Florida Collections Perfor | 90.00 | each | 0.00 | 0.00 | |
| 1 | 825141 | FL Go Math 1 Textbook | 120.00 | each | 0.00 | 0.00 | |
| 1 | 825341 | FL Go Math 2 Textbook | 110.00 | each | 0.00 | 0.00 | |
| 1 | 825541 | FL Go Math Pre-Algebra T | 90.00 | each | 0.00 | 0.00 | |
| 1 | 831663 | Cinch Algebra 1 Homewo | 50.00 | each | 0.00 | 0.00 | |
| 1 | 845111 | FL Comprehensive Scienc | 85.00 | each | 15.97 | 1357.45 | |
| 1 | 853831 | Miller & Levine Biology As | 50.00 | each | 9.97 | 498.50 | |
| Total | | | | | | 3,466.36 | |

< Prev Page: 1 / 2 Next >

Allocations

| Reference # | Fund | Function | Object | Facility | Project | Program | Budgeted | Committed | Encumbered | Expended | Balance | Amount |
|--------------|------|----------|--------|----------|---------|---------|-----------|-----------|------------|----------|-----------------|---------|
| 1 | 110 | 5100 | 520 | 0052 | 1101 | | 42,000.00 | 3,466.36 | 0.00 | 0.00 | 38,533.64 | 3466.36 |
| Total | | | | | | | | | | | 3,466.36 | |

Files

(Drag files to upload)

Select



Textbook Order WGMS July2017.pdf (0.46mb)

Comments

Comments for vendor

The District School Supt. shall requisition adopted instructional materials from the Depository of the publisher with whom a contract has been made.
1006.37
FSBD Order# 159738

Post



State Tax Exemption #
85-8012621915C-2
Federal Employer Identification #
59-6000615

**GADSDEN COUNTY
SCHOOLS**
Purchase Order
Standard - Renaissance (21st
CCLC)

PO# 199709
07/17/2017
Vendor (VR03810000)

Show P.O. Number on all shipping containers,
packing lists, correspondences, and invoices.

Order Contact: Jackie Estrada
Center/School Contact: Rose Raynak

Checked box indicates order must be fully received and invoiced by 06/30/2018.
Cancellations must be in writing. No backorders without buyer approval.

RENAISSANCE LEARNING, INC.
P O BOX 8036
WIS RAPIDS, WI 54495-8036


Ship To
FED PRGMS-SCHOOL BOARD GADSDEN
35 MARTIN LUTHER KING JR BLVD
QUINCY, FL 32351

Bill To
GADSDEN COUNTY SCHOOLS
35 MARTIN L KING, JR. BLVD
QUINCY, FL 32351
850-627-9651

| Item # | Description | Quantity | UOM | Unit Price | Amount |
|--|--|----------|-----|------------|----------|
| Gadsden County School District - 60560 | Data Integration Fee Level 2 (2001-4000 Students) | 1 | | 4,800.00 | 4,800.00 |
| Chattahoochee Elementary School - 60374 | Accelerated Reader 360 Subscription | 125 | | 9.35 | 1,168.75 |
| | Accelerated Reader Reactivation Fee | 1 | | 299.00 | 299.00 |
| | Annual All Product Renaissance Place Hosting Fee Renewal | 1 | | 635.00 | 635.00 |
| George W. Munroe Elementary School - 60552 | Accelerated Reader 360 Subscription | 350 | | 9.35 | 3,272.50 |
| | Accelerated Reader Reactivation Fee | 1 | | 299.00 | 299.00 |
| | Annual All Product Renaissance Place Hosting Fee Renewal | 1 | | 635.00 | 635.00 |
| Greensboro Elementary School - 60408 | Accelerated Reader 360 Subscription Renewal | 300 | | 9.35 | 2,805.00 |
| | Annual All Product Renaissance Place Hosting Fee Renewal | 1 | | 635.00 | 635.00 |
| Havana Magnet School - 60436 | Accelerated Reader 360 Subscription Renewal | 650 | | 9.35 | 6,077.50 |
| | Annual All Product Renaissance Place Hosting Fee Renewal | 1 | | 635.00 | 635.00 |
| James A Shanks Middle School - 60577 | Accelerated Reader 360 Subscription | 550 | | 9.35 | 5,142.50 |
| | Accelerated Reader Reactivation Fee | 1 | | 299.00 | 299.00 |
| | Annual All Product Renaissance Place Hosting Fee Renewal | 1 | | 635.00 | 635.00 |
| Stewart Street Elementary School - 60588 | Accelerated Reader 360 Subscription | 700 | | 9.35 | 6,545.00 |
| | Accelerated Reader Reactivation Fee | 1 | | 299.00 | 299.00 |
| | Annual All Product Renaissance Place Hosting Fee Renewal | 1 | | 635.00 | 635.00 |

| | | | | | |
|----------------------------------|--|-----|--|-----------|------------------|
| West Gadsden High School - 60414 | Accelerated Reader 360 Subscription | 450 | | 9.35 | 4,207.50 |
| | Accelerated Reader Reactivation Fee | 1 | | 299.00 | 299.00 |
| | Annual All Product Renaissance Place Hosting Fee Renewal | 1 | | 635.00 | 635.00 |
| | DISCOUNT | 1 | | -2,663.75 | -2,663.75 |
| QUOTE | 1761411 | 1 | | 0.00 | 0.00 |
| Total | | | | | 37,295.00 |

| Fund | Function | Object | Facility | Project | Program | Amount |
|------|----------|--------|----------|---------|---------|----------|
| 420 | 5900 | 510 | 0041 | 4224475 | | 9,323.75 |
| 420 | 5900 | 510 | 0091 | 4224478 | | 9,323.75 |
| 420 | 5900 | 510 | 0151 | 4224477 | | 9,323.75 |
| 420 | 5900 | 510 | 0211 | 4224476 | | 9,323.75 |



Superintendent

Comments for vendor:

QUOTE #1761411 SAM Checked/Vendor not subrecipient; Continuation/renewal of a Program previously approved by SBGC. Originally funded by the Reading Allocation

Terms & Conditions:

Renaissance (21st CCLC)

| | | | | |
|------------------------------|--------------------|------------------------------------|---|-----------------------|
| Requisition # 3375 | PO # N/A | Author Estrada, Jaquelin | Vendor VR03790000 - RENAISSANCE LEARNING(USE R0381 <input type="button" value="▼"/> | Vendor Contact |
|------------------------------|--------------------|------------------------------------|---|-----------------------|

| | |
|---|----------------------|
| Terms & Conditions <input type="button" value="▼"/> 2 | Deadline Date |
|---|----------------------|

Vendor Address
P. O. BOX 64910, ST PAUL, MN, 55164

PO

| | | | |
|---------------------------------|---|--|---|
| Request Type Standard | Request Date/Status 07/12/2017 09:24:15 | Order Contact Jackie Estrada | Center/School Contact Rose Raynak |
|---------------------------------|---|--|---|

Deliver To
9016 : FED PRGMS-SCHOOL BOARD GADSDEN

Line Items

| Reference # | Item # | Description | Qty | UOM | Unit Price | Amount | Shipping |
|--------------|------------------|---------------------------|--------|-----|------------|------------------|--------------------------|
| 1 | Gadsden County | Data Integration Fee Lev | 1.00 | | 4800.00 | 4800.00 | <input type="checkbox"/> |
| 1 | Chattahoochee | Accelerated Reader 360 | 125.00 | | 9.35 | 1168.75 | <input type="checkbox"/> |
| 1 | | Accelerated Reader Read | 1.00 | | 299.00 | 299.00 | <input type="checkbox"/> |
| 1 | | Annual All Product Renais | 1.00 | | 635.00 | 635.00 | <input type="checkbox"/> |
| 1 | George W. Munr | Accelerated Reader 360 | 350.00 | | 9.35 | 3272.50 | <input type="checkbox"/> |
| 1 | | Accelerated Reader Read | 1.00 | | 299.00 | 299.00 | <input type="checkbox"/> |
| 1 | | Annual All Product Renais | 1.00 | | 635.00 | 635.00 | <input type="checkbox"/> |
| 1 | Greensboro Eler | Accelerated Reader 360 | 300.00 | | 9.35 | 2805.00 | <input type="checkbox"/> |
| 1 | | Annual All Product Renais | 1.00 | | 635.00 | 635.00 | <input type="checkbox"/> |
| 1 | Havana Magnet | Accelerated Reader 360 | 650.00 | | 9.35 | 6077.50 | <input type="checkbox"/> |
| 1 | | Annual All Product Renais | 1.00 | | 635.00 | 635.00 | <input type="checkbox"/> |
| 1 | James A Shanks | Accelerated Reader 360 | 550.00 | | 9.35 | 5142.50 | <input type="checkbox"/> |
| 1 | | Accelerated Reader Read | 1.00 | | 299.00 | 299.00 | <input type="checkbox"/> |
| 1 | | Annual All Product Renais | 1.00 | | 635.00 | 635.00 | <input type="checkbox"/> |
| 1 | Stewart Street E | Accelerated Reader 360 | 700.00 | | 9.35 | 6545.00 | <input type="checkbox"/> |
| 1 | | Accelerated Reader Read | 1.00 | | 299.00 | 299.00 | <input type="checkbox"/> |
| 1 | | Annual All Product Renais | 1.00 | | 635.00 | 635.00 | <input type="checkbox"/> |
| 1 | West Gadsden T | Accelerated Reader 360 | 450.00 | | 9.35 | 4207.50 | <input type="checkbox"/> |
| 1 | | Accelerated Reader Read | 1.00 | | 299.00 | 299.00 | <input type="checkbox"/> |
| 1 | | Annual All Product Renais | 1.00 | | 635.00 | 635.00 | <input type="checkbox"/> |
| Total | | | | | | 37,295.00 | |

see comment for vendor

Allocations

| Reference # | Fund | Function | Object | Facility | Project | Program | Budgeted | Committed | Encumbered | Expended | Balance | Amount |
|--------------|--------|----------|--------|----------|---------|---------|-----------|-----------|------------|----------|------------------|---------|
| 1 | 420... | 5900... | 510... | 0041... | 4224... | | 32,357.75 | 16,491.33 | 113.70 | 2,634.26 | 13,118.46 | 9323.75 |
| 1 | 420... | 5900... | 510... | 0091... | 4224... | | 27,567.00 | 16,491.33 | 2,176.78 | 1,694.17 | 7,204.72 | 9323.75 |
| 1 | 420... | 5900... | 510... | 0151... | 4224... | | 6,045.84 | 9,323.75 | 113.82 | 2,345.27 | -5,737.00 | 9323.75 |
| 1 | 420... | 5900... | 510... | 0211... | 4224... | | 2,500.00 | 9,896.79 | 146.03 | 2,169.48 | -9,712.30 | 9323.75 |
| Total | | | | | | | | | | | 37,295.00 | |

Files

(Drag files to upload)

Select



SAM-Renaissance Learning.pdf (0.1mb)

Renaissance (21st CCLC).pdf (0.15mb)

Comments

7/12/17 9:05am [Jaquelin Estrada](#): SAM Checked/Vendor not subrecipient; Continuation/renewal of a Program previously approved by SBGC. Originally funded by the Reading Allocation

7/12/17 9:06am [Jaquelin](#) QUOTE #1761411

Post

Comments for vendor

QUOTE #1761411

SAM Checked/Vendor not subrecipient; Continuation/renewal of a Program previously approved by SBGC. Originally funded by the Reading Allocation

Approve **Deny** **Send Back to Originator**



State Tax Exemption #
85-8012621915C-2
Federal Employer Identification #
59-6000615

GADSDEN COUNTY SCHOOLS
Purchase Order
Standard - Barnes & Noble
(21st CCLC)

PO# 199713
07/17/2017
Vendor (VB03060000)

Show P.O. Number on all shipping containers, packing lists, correspondences, and invoices.

Order Contact: Jackie Estrada
Center/School Contact: Rose Raynak

Ship To
FED PRGMS-SCHOOL BOARD GADSDEN
35 MARTIN LUTHER KING JR BLVD
QUINCY, FL 32351

Checked box indicates order must be fully received and invoiced by 06/30/2018. Cancellations must be in writing. No backorders without buyer approval.

BARNES & NOBLE BKSSELLERS,USA
C#9110006192
P O BOX 951610
DALLAS, TX 75395-1610

Bill To
GADSDEN COUNTY SCHOOLS
35 MARTIN L KING, JR. BLVD
QUINCY, FL 32351
850-627-9651

| Item # | Description | Quantity | UOM | Unit Price | Amount |
|---------------|----------------------|----------|-----|------------|------------------|
| 9780594775201 | Nook Tablet 7" | 400 | | 47.9904 | 19,196.16 |
| | Nook Tablet 7" Cover | 400 | | 17.955 | 7,182.00 |
| Quote | 13244441 | 1 | | 0.00 | 0.00 |
| Total | | | | | 26,378.16 |

| Fund | Function | Object | Facility | Project | Program | Amount |
|------|----------|--------|----------|---------|---------|----------|
| 420 | 5900 | 510 | 0041 | 4224475 | | 6,594.54 |
| 420 | 5900 | 510 | 0201 | 4224477 | | 6,594.54 |
| 420 | 5900 | 510 | 0071 | 4224476 | | 6,594.54 |
| 420 | 5900 | 510 | 0091 | 4224478 | | 6,594.54 |

Superintendent

Comments for vendor:

QUOTE #13244441 SAM Checked/Vendor not sub-recipient; No state of consortia pricing found per S.287.056, F.S. Institutional Discount additional 4% off nook price and additional 10% off tablet cover. See Google pricing as quote 2 by sa

Terms & Conditions:

Barnes & Noble (21st CCLC)

Requisition # 3357 **PO #** N/A **Author** Estrada, Jaquelin **Vendor** VB03060000 - BARNES & NOBLE BKSSELLERS,USA ▼ **Vendor Contact**

Terms & Conditions **Deadline Date**
▼ 1

Vendor Address
 C#9110006192, DALLAS, TX, 75395

Request Type Standard **Request Date/Status** 07/11/2017 16:16:32 **Order Contact** Jackie Estrada **Center/School Contact** Rose Raynak

Deliver To
 9016 : FED PRGMS-SCHOOL BOARD GADSDEN ▼


PO

Line Items

| Reference # | Item # | Description | Qty | UOM | Unit Price | Amount | Shipping |
|--------------|---------------|----------------------|--------|-----|------------|------------------|--------------------------|
| 1 | 9780594775201 | Nook Tablet 7" | 400.00 | | 47.9904 | 19196.16 | <input type="checkbox"/> |
| 1 | | Nook Tablet 7" Cover | 400.00 | | 17.955 | 7182.00 | <input type="checkbox"/> |
| 1 | Quote | 13244441 | 1.00 | | 0.00 | 0.00 | <input type="checkbox"/> |
| Total | | | | | | 26,378.16 | |

Allocations

| Reference # | Fund | Function | Object | Facility | Project | Program | Budgeted | Committed | Encumbered | Expended | Balance | Amount |
|-------------|------|----------|--------|----------|---------|---------|-----------|-----------|------------|----------|-----------|---------|
| 1 | 420 | 5900 | 510 | 0041 | 4224 | | 32,357.75 | 16,491.33 | 113.70 | 2,634.26 | 13,118.46 | 6594.54 |
| 1 | 420 | 5900 | 510 | 0201 | 4224 | | 16,911.82 | 7,167.56 | 113.71 | 2,330.70 | 7,299.85 | 6594.54 |
| 1 | 420 | 5900 | 510 | | | | | | | | | 6594.54 |
| 1 | 420 | 5900 | 510 | 0091 | 4224 | | 27,567.00 | 16,491.33 | 2,176.78 | 1,694.17 | 7,204.72 | 6594.54 |

| | | |
|--|--|---|
| <p>Files (Drag files to upload) Select </p> <p>Barnes & Noble (21st CCLC).pdf (0.32mb) ▲</p> <p>SAM-Barnes & Noble.pdf (0.05mb)</p> <p>PDF NOOK Tablet 7 by Barnes & Noble ▼</p> | <p>Comments</p> <p>7/11/17 4:03pm Jaquelin Estrada: SAM Checked/Vendor not sub-recipient; No state of consortia pricing found per S.287.056, F.S. ▲</p> <p>7/17 10:28am Alday Shirley: Online pricing shows \$49.99 each. ▼</p> <p style="text-align: right;"><input type="button" value="Post"/></p> | <p>Comments for vendor</p> <p>SAM Checked/Vendor not sub-recipient; No state of consortia pricing found per S.287.056, F.S. ▲</p> <p>Institutional Discount additional 4% off nook price and additional 10% off tablet cover. ▼</p> <p>See Google pricing as quote ?</p> <p style="text-align: right;"> <input type="button" value="Approve"/> <input type="button" value="Deny"/> <input type="button" value="Send Back to Originator"/> </p> |
|--|--|---|



Split

State Tax Exemption #
85-8012621915C-2
Federal Employer Identification #
59-6000615

GADSDEN COUNTY
SCHOOLS
Purchase Order
Standard - Florida State
University (SSTRIDE)

PO# 199722

07/17/2017

Vendor (VF11070000)

Show P.O. Number on all shipping containers,
packing lists, correspondences, and invoices.

Order Contact: Jackie Estrada
Center/School Contact: Rose Raynak

Checked box indicates order must be fully received and invoiced by 06/30/2018.
Cancellations must be in writing. No backorders without buyer approval.

FL ST UNIV-OFFICE OF UOAP
SPON. RESEARCH ACC SVC
97 S WOODWARD AVE, 3RDFL
TALLAHASSEE, FL 32306-4166

Ship To
FED PRGMS-SCHOOL BOARD GADSDEN
35 MARTIN LUTHER KING JR BLVD
QUINCY, FL 32351

Bill To
GADSDEN COUNTY SCHOOLS
35 MARTIN L KING, JR. BLVD
QUINCY, FL 32351
850-627-9651

| Item # | Description | Quantity | UOM | Unit Price | Amount |
|--------------|--|----------|-----|------------|-----------|
| | Continuation of Gadsden County SSTRIDE Program Support for the 2017-2018 school term | 1 | | 48,583.00 | 48,583.00 |
| Total | | | | | 48,583.00 |

| Fund | Function | Object | Facility | Project | Program | Amount |
|------|----------|--------|----------|---------|---------|-----------|
| 420 | 5100 | 390 | 0051 | 4221280 | | 28,707.50 |
| 420 | 5100 | 390 | 0211 | 4221280 | | 7,301.50 |
| 420 | 5100 | 390 | 0091 | 4221280 | | 7,301.50 |
| 110 | 5100 | 390 | 0101 | 1109990 | 100 | 5,272.50 |

Superintendent

Comments for vendor:

Renewal of Bd Apvd: 09/23/2014 (7h) - Reminder Inform @ next Bdwkshp. sa

Terms & Conditions:

Look up PO # Or Req #

Florida State University (SSTRIDE)

Requisition # 3396 PO # N/A Author Estrada, Jaquelin Vendor VF11070000 - FL ST UNIV-OFFICE OF UOAP Vendor Contact

Handwritten: 199722

Terms & Conditions Deadline Date

Vendor Address SPON. RESEARCH ACC SVC, TALLAHASSEE, FL, 32306

Request Type Standard Request Date/Status 07/13/2017 16:07:43 Order Contact Jackie Estrada Center/School Contact Rose Raynak

Deliver To 9016 : FED PRGMS-SCHOOL BOARD GADSDEN ▼

Handwritten: PO \$10,000

Line Items

| Reference # | Item # | Description | Qty | UOM | Unit Price | Amount | Shipping |
|--------------|--------|-------------------------|------|-----|------------|------------------|--------------------------|
| 1 | | Continuation of Gadsden | 1.00 | | 48583.00 | 48583.00 | <input type="checkbox"/> |
| Total | | | | | | 48,583.00 | |

Allocations

| Reference # | Fund | Function | Object | Facility | Project | Program | Budgeted | Committed | Encumbered | Expended | Balance | Amount |
|--------------|------|----------|--------|----------|---------|---------|----------|-----------|------------|----------|------------------|----------|
| 1 | 420 | 5100 | 390 | 0051 | 4221 | | 0.00 | 28,707.50 | 0.00 | 0.00 | -28,707.50 | 28707.50 |
| 1 | 420 | 5100 | 390 | 0211 | 4221 | | 0.00 | 7,301.50 | 0.00 | 0.00 | -7,301.50 | 7301.50 |
| 1 | 420 | 5100 | 390 | 0091 | 4221 | | 0.00 | 7,301.50 | 0.00 | 0.00 | -7,301.50 | 7301.50 |
| 1 | 110 | 5100 | 390 | 0101 | 1109 | 100 | 5,272.50 | 5,272.50 | 0.00 | 0.00 | 0.00 | 5272.50 |
| Total | | | | | | | | | | | 48,583.00 | |

Files

(Drag files to upload)

Select



[Contract-FSU SSTRIDE 17-18.pdf \(3.64mb\)](#)

[SAM-FSU UOAP.pdf \(0.1mb\)](#)

Comments

7/13/17 8:21am [Jaquelin Estrada](#) Bd Apvd: 09/23/2014 (7h)

Post

Comments for vendor

Renewal of Bd Apvd: 09/23/2014 (7h) - Reminder Inform @ next Bdwkshp. sa

Approve

Deny

Send Back to Originator

| Fund | Function | Object | Facility | Project | Internal Ac | Internal Sub-A | Requested | Committed | Orig. Encumb | Invoiced | Paid | |
|--------------|----------|--------|----------|---------|-------------|----------------|--------------|-----------|--------------|--------------|--------------|--------|
| 410 | 7600 | 570 | 0191 | 0714 | | | 21000 | 0 | 21000 | 13424.4 | 13424.4 | |
| 410 | 7600 | 570 | 0201 | 0713 | | | 54000 | 0 | 54000 | 49473.98 | 49924.98 | |
| 410 | 7600 | 570 | 0101 | 0711 | | | 11000 | 0 | 11000 | 7836.4 | 8100.4 | |
| 410 | 7600 | 570 | 0041 | 0710 | | | 40000 | 0 | 40000 | 26367 | 26367 | |
| 410 | 7600 | 570 | 0071 | 0709 | | | 14000 | 0 | 14000 | 10524.8 | 10920.8 | |
| 410 | 7600 | 570 | 0091 | 0707 | | | 52000 | 0 | 52000 | 37598 | 38071 | |
| 410 | 7600 | 570 | 0171 | 0706 | | | 23000 | 0 | 23000 | 17974 | 17974 | |
| 410 | 7600 | 570 | 0051 | 0705 | | | 12000 | 0 | 12000 | 10032 | 10032 | |
| 410 | 7600 | 570 | 0141 | 0704 | | | 25000 | 0 | 25000 | 18024.6 | 18024.6 | |
| 410 | 7600 | 570 | 0151 | 0702 | | | 18000 | 0 | 18000 | 12716 | 12848 | |
| 410 | 7600 | 570 | 0231 | 0701 | | | 30000 | 0 | 30000 | 23203.4 | 24039.4 | |
| 410 | 7600 | 570 | 0211 | 0712 | | | 16000 | 0 | 16000 | 18227 | 18227 | |
| Page Total | | | | | | | \$316,000.00 | \$0.00 | \$316,000.00 | \$245,401.58 | \$247,953.58 | \$0.00 |
| Grand Total: | | | | | | | \$316,000.00 | \$0.00 | \$316,000.00 | \$245,401.58 | \$247,953.58 | \$0.00 |

16-17 sy

Borden of Ala. - Milk PO - 17-18 sy same \$316,000.00



Shirley Alday <aldays@gcpsmail.com>

Milk Bid for 2017-18SY

1 message

Shirley Alday <aldays@gcpsmail.com>

Mon, Jul 10, 2017 at 12:12 PM

To: jason.renfroe@docoschools.org

Cc: Paula Milton <miltonp@gcpsmail.com>, Bonnie Wood <woodb@gcpsmail.com>

Hello Mr. Renfroe, Lynda Anderson of Borden Dairy of Alabama gave me your contact.

In past years we used Borden milk and have had the BEST service from them as a Vendor. We are geographically challenged and want 3 days a week delivery service.

Our District would like to piggyback off your bid if approved by your Board on July 19th meeting Mrs. Stewart said. I did check with FDACS, our Florida Dept. of Agriculture and Consumer Services and they see no problem as long as it aligns with the NSLP and Breakfast Programs.

Our contacts are: Shirley Alday, Purchasing/SFS AP, Paula Milton, SFS Production Supervisor and Bonnie Wood, CFO
aldays@gcpsmail.com **miltonp@gcpsmail.com** **woodb@gcpsmail.com**
cell# 850-509-1664 **cell# 850-694-2179** **office 850-627-9651**

ext.1222-----
Thank you,

Shirley Alday
Finance Dept. - Purchasing
Food Service - A/P, Purchasing
School Board of Gadsden County, Florida

aldays@gcpsmail.com
phone 850-627-9651 ext. 1287
fax 850-627-5357



Building a great community. *one student at a time!*

July 20, 2017

Shirley Alday
School Board of Gadsden County, Florida
35 Martin Luther King, Jr. Blvd
Quincy, FL 32351

Dear Ms. Alday,

Please note that it is ok for the School Board of Gadsden County, Florida to piggyback off of the Dougherty County School System, Albany, GA milk bid for the 2017-2018 school year. Our school board approved and accepted the award to Borden on July 20, 2017. In the past, Borden has provided the Dougherty County School System with excellent service and products.

Thank you,

A handwritten signature in black ink, appearing to read 'Jason Renfro', with a long horizontal stroke extending to the right.

Jason Renfro
Director of Logistical Services
Dougherty County School System
601 Flint Avenue
Albany, GA 31701
229-431-1270



July 18, 2017

Gadsden County Schools
35 Martin Luther King, Jr. Blvd
Quincy, FL 32351

Please be advised that we are in agreement for you to join the Dougherty County, Georgia bid contract for the 2017-18 school year.

We appreciate your business.

Sincerely,

Preston Hayes
Preston Hayes
Contract Specialist
Borden Dairy

MEMORANDUM

TO: Members of the Dougherty County Board of Education
FROM: Mr. Kenneth Dyer, Superintendent
SUBJECT: Milk Products (Bid PUR-463-1718)
DATE: July 19, 2017


BACKGROUND: Bids were received for Milk Products for the School Nutrition Program. Two vendors submitted bids. This was a bottom line with escalating clause bid and consisted of Milk & Related Products for the School Nutrition Program. The pricing contained within this bid is for the period of July 19, 2017 through June 30, 2018.

ESTIMATED QUANTITIES: The total contract price shown on this recommendation is only an estimate of anticipated use based on historical data. It is submitted as information for the Board. Actual quantities may be higher or lower than estimated and will be ordered as needed.

FUNDING: This bid is funded by the School Nutrition Program.

RECOMMENDATION: That Borden Dairy awarded the bid for Milk Products with an estimated annual total of \$410,775.00.

The adoption of this recommendation hereby authorizes the Superintendent and staff to issue purchase orders for the purchase of Milk Products for the FY 17-18 school year with an estimated annual price of \$410,775.00.



Recommended by:
Mr. Kenneth Dyer, Superintendent

| Item 1 Low Fat 1% Milk 1/2 Pint | | | | Item 2 Low Fat Milk 1% 8 oz Chug | | | Item 3 Skim Milk 1/2 Pint | | |
|---------------------------------------|--------------|-----------------|---------------------|--|-----------------|--------------------|---------------------------------|-----------------|---------------------|
| Bidder Name | Qty | Unit Price | Ext Price | Qty | Unit Price | Ext Price | Qty | Unit Price | Ext Price |
| Mayfield | 75000 | \$ 0.28 | \$ 21,000.00 | 7500 | \$ 0.4244 | \$ 3,183.00 | 75000 | \$ 0.264 | \$ 19,800.00 |
| Borden Dairy | 75000 | \$ 0.223 | \$ 16,725.00 | 7500 | \$ 0.276 | \$ 2,070.00 | 75000 | \$ 0.223 | \$ 16,725.00 |

| Item 4 Skim Milk 8 oz Chug | | | | Item 5 Low-Fat Chocolate 1/2 Pint | | | Item 6 Low-Fat Chocolate 8 oz Chug | | |
|----------------------------------|-------------|-----------------|--------------------|---|-----------------|----------------------|--|-----------------|---------------------|
| Bidder Name | Qty | Unit Price | Ext Price | Qty | Unit Price | Ext Price | Qty | Unit Price | Ext Price |
| Mayfield | 7500 | \$ - | \$ - | 550000 | \$ 0.264 | \$ 145,200.00 | 50000 | \$ 0.5044 | \$ 25,220.00 |
| Borden Dairy | 7500 | \$ 0.276 | \$ 2,070.00 | 550000 | \$ 0.223 | \$ 122,650.00 | 50000 | \$ 0.276 | \$ 13,800.00 |

| Item 7 Low-Fat Strawberry 1/2 Pint | | | | Item 8 Low-Fat Strawberry 8 oz Chug | | | Item 9 Low-Fat Vanilla 1/2 Pint | | |
|--|---------------|-----------------|---------------------|---|-----------------|--------------------|---------------------------------------|-----------------|---------------------|
| Bidder Name | Qty | Unit Price | Ext Price | Qty | Unit Price | Ext Price | Qty | Unit Price | Ext Price |
| Mayfield | 350000 | \$ 0.278 | \$ 97,300.00 | 35000 | \$ - | \$ - | 350000 | \$ 0.278 | \$ 97,300.00 |
| Borden Dairy | 350000 | \$ 0.223 | \$ 78,050.00 | 35000 | \$ 0.276 | \$ 9,660.00 | 350000 | \$ 0.223 | \$ 78,050.00 |

DOUGHERTY COUNTY SCHOOL SYSTEM
Board Meeting – July 19, 2017
BOARD BRIEFING – 11:30 a.m.
REGULAR BOARD MEETING – 12:00 p.m.
Administration Building
AGENDA

“Building a great community, one student at a time!”

*Speaker-----*Bishop Willie S. Jenkins*
*Speaker-----*Mr. William Chunn, Principal Westover High School*

MOMENT OF SILENCE / PLEDGE

APPROVAL OF AGENDA

APPROVAL OF MINUTES:

1. Consideration of Minutes from:
 - a. Budget/Public Hearings held on June 22 and June 26, 2017
 - b. Regular Board Meeting held on June 28, 2017

APPROVAL OF ITEMS:

2. Consideration of Recommendation for Employment of Personnel.
3. Consideration of Recommendation for Release of Personnel.
4. Consideration of Recommendation to Adopt the Resolution setting the 2017-2018 Millage Rate.
5. Consideration of Recommendation to Approve Purchases:
 - a. PUR-456-1718 Specialized Nursing Services
 - b. Bid PUR-463-1718 Milk Products
 - c. CNS PUR-464-1718 Frozen & Dry Goods
 - d. CNS PUR-465-1718 Fresh Produce Bid
 - e. CNS PUR-466-1718 Food Safety & Sanitation
 - f. Bid PUR-469-1718 Fresh Bread Products
 - g. PUR-453-1718 Orientation and Mobility Specialist
 - h. PUR-462-1718 Bid for Child Nutrition Services
 - i. PUR-468-1718 Paper Products for Child Nutrition Services
6. Consideration of Recommendation to Approve from the Building and Grounds Committee:
 - a. Commodore Conyers College and Career Academy – Phase 2 & 3 Security and Access Control System.
 - b. Commodore Conyers College and Career Academy – Phase 4 Security and Access Control System.
7. Committee Reports (Board Members)
8. **BOARD ITEMS/DISCUSSIONS:**

NEXT BOARD MEETING
Regular Board Meeting – August 14, 2017
Briefing 6:30 p.m. / Meeting 7:00 p.m.
Administration Building

Responsibilities of the Office of School Board Member

Once an individual has been elected and officially sworn in, the real job begins. Becoming an active and effective member of the superintendent-school board team should be a new board members primary objective. Following these guidelines will smooth the way to more successful service:

- **Try to build better relationships and work as a team with other board members and the superintendent.**
- Refer all complaints through proper administrative channels and use the school board only as a court of last resort.
- **Ask for the facts you need to make a decision on an issue, but be reasonable in demands on staff time.**
- Be a good listener at board meetings and with constituents, but resist the temptation to commit the board or administration to action.
- **Do not interfere in administrative decisions and functions of the superintendent and staff.**
- **Prepare yourself carefully before each meeting and never surprise other board members or the superintendent with last minute additions to the agenda.**
- **Support and help the superintendent to be as effective as possible.**
- **Vote in the best interests of students at all times.**
- **Remember that public opinion is only one factor in decision-making.**
- Become well acquainted with school board policies. The reading will prove to be very informative about school system customs, culture and operational processes.
- Realize that there will be times when changes must be made, when tradition cannot be honored and when public pressure must be ignored.
- Remember the rules of confidentiality especially in decisions concerning personnel, students, attorney-client communications, land acquisitions and negotiations.
- Represent the school system well through proper behavior and attitude.
- Maintain your sense of humor.
- Learn and practice the art of compromise.
- Know how to sift through rumors and uninformed opinions to get a true picture of the situation.
- **Support the board's decision once it is made, even if you voted against it.**
- **Don't represent what you have to say as an opinion of the board unless specifically authorized to do so.**
- Do not make commitments to school patrons before hearing both sides of the issue.
- Trust other board members and act in a trustworthy manner.
- Be willing to learn.
- Abide by the code of ethics adopted by the board.

(The information listed above is from GSBA website on the role of the School Board Member)

| | |
|---|----|
| TOTAL VENDORS INVITED | 21 |
| TOTAL VENDOR PARTICIPATING | 2 |
| UTILIZING GEORGIA PROCUREMENT REGISTRY | 43 |

| VENDOR | CITY | ST | AWARD AMOUNT | BID RESPONSE |
|------------------------------------|-------------|----|---------------|--------------|
| ACC DISTRIBUTORS | LEESBURG | GA | \$ - | NO RESPONSE |
| ATL INDUSTRIES | ALPHARETTA | GA | \$ - | NO RESPONSE |
| BARBER DAIRIES | VALDOSTA | GA | \$ - | NO RESPONSE |
| BORDEN DAIRY | COWARTS | AL | \$ 410,775.00 | BID |
| DAIRY FRESH OF ALABAMA, LLC | COWARTS | AL | \$ - | NO RESPONSE |
| DAIRYLAND, INC. | MACON | GA | \$ - | NO RESPONSE |
| EAST SIDE ENTREES, INC. | WOODBURY | NY | \$ - | NO RESPONSE |
| FUNACHO | CINCINNATI | OH | \$ - | NO RESPONSE |
| JIM'S SPECIAL SERVICES | SHELLMAN | GA | \$ - | NO RESPONSE |
| JW HOLDINGS | CHESTERTON | IN | \$ - | NO RESPONSE |
| LAND OLAKES | ST PAUL | MN | \$ - | NO RESPONSE |
| MARKETPLACE FOODS, INC. | ATLANTA | GA | \$ - | NO RESPONSE |
| MAYFIELD DAIRY FARMS LLC | ATHENS | TN | \$ - | BID |
| OAK HILL FARM DAIRY | LEESBURG | GA | \$ - | NO RESPONSE |
| PARMALAT SOUTHEAST | ATLANTA | GA | \$ - | NO RESPONSE |
| PET DAIRIES | MACON | GA | \$ - | NO RESPONSE |
| SOUTHEASTERN FOODS | LA GRANGE | GA | \$ - | NO RESPONSE |
| SUCCESS CATERING | RIVERDALE | GA | \$ - | NO RESPONSE |
| TABATCHNICK FINE FOODS, INC. | SOMERSET | NJ | \$ - | NO RESPONSE |
| UPSTATE FARMS COOP/GEN'L OFFICE | BUFFALO | NY | \$ - | NO RESPONSE |
| VELDA FARMS | TALLAHASSEE | FL | \$ - | NO RESPONSE |



State Tax Exemption #
85-8012621915C-2
Federal Employer Identification #
59-6000615

**GADSDEN COUNTY
SCHOOLS**
Purchase Order
Standard - Rainbow All-Star
Solutions

PO# 199705
07/17/2017
Vendor (VR01355000)

Show P.O. Number on all shipping containers,
packing lists, correspondences, and invoices.

Order Contact: Jackie Estrada
Center/School Contact: Rose Raynak

Checked box indicates order must be fully received and invoiced by 06/30/2018.
Cancellations must be in writing. No backorders without buyer approval.

RAINBOW LEARNING SOLUTIONS,LLC
P O BOX 925
HAVANA, FL 32333

Ship To
FED PRGMS-SCHOOL BOARD GADSDEN
35 MARTIN LUTHER KING JR BLVD
QUINCY, FL 32351

Bill To
GADSDEN COUNTY SCHOOLS
35 MARTIN L KING, JR. BLVD
QUINCY, FL 32351
850-627-9651

| Item # | Description | Quantity | UOM | Unit Price | Amount |
|--------------|---|----------|-----------|------------|-----------|
| What: | Provide outreach and coordination services to fully implement the homeless program in the district. | 12 | per month | 1,800.00 | 21,600.00 |
| When: | July 26,2017-June 30, 2018 | 1 | | 0.00 | 0.00 |
| Total | | | | | 21,600.00 |

| Fund | Function | Object | Facility | Project | Program | Amount |
|------|----------|--------|----------|---------|---------|-----------|
| 420 | 5900 | 390 | 9001 | 4212780 | | 21,600.00 |

Superintendent

Comments for vendor:

SAM Checked/Vendor not sub-recipient RFP 17-18_01 Homeless Specialist IX School
Board Apvl: _____ / _____ /2017

Terms & Conditions:

SUMMARY SHEET

RECOMMENDATION TO SUPERINTENDENT FOR SCHOOL BOARD AGENDA

AGENDA ITEM NO. 3b

DATE OF SCHOOL BOARD MEETING: July 25, 2017

TITLE OF AGENDA ITEMS: Capital Health Plan Insurance Rates 2017-18

DIVISION: Finance Department

PURPOSE AND SUMMARY OF ITEMS: The Insurance Committee is recommending Capital Health Plan's Capital Selection Plan \$15/\$30/\$50 which is a continuation of the 2016-17 coverage with a 7% rate increase

FUND SOURCE: All Fund

AMOUNT: See Attached Rate Sheets

PREPARED BY: LaClarence Mays

POSITION: Budget Manager

INTERNAL INSTRUCTIONS TO BE COMPLETED BY PREPARER

 Number of ORIGINAL SIGNATURES NEEDED by preparer.

SUPERINTENDENT'S SIGNATURE: page(s) numbered

CHAIRMAN'S SIGNATURE: page(s) numbered

Be sure that the Comptroller has signed the budget page.



"Putting Children First"

THE SCHOOL BOARD OF GADSDEN COUNTY

35 Martin Luther King, Jr. Blvd
Quincy, Florida 32351
Main: (850) 627-9651 or Fax: (850) 627-2760
www.gcps.k12.fl.us

ROGER P. MILTON
Superintendent
miltonr@gcpsmail.com

July 25, 2017

Recommendations:

To: Gadsden County School Board
From: Insurance Committee
Subject: Insurance Committee Recommendations

After reviewing both Capital Health Plan's Capital Selection Plan \$15/\$30/\$50 and Principal Choice Plan \$15/\$50/\$100 the Insurance Committee would like to recommend the Capital Selection Plan to the District. This is a continuation of the 2016-2017 coverage with a 7% rate increase.


Audrey Lewis
DISTRICT NO. 1
HAVANA, FL 32333
MIDWAY, FL 32343

Steve Scott
DISTRICT NO. 2
QUINCY, FL 32351
HAVANA, FL 32333

Isaac Simmons, Jr.
DISTRICT NO. 3
CHATTAHOOCHEE, FL 32324
GREENSBORO, FL 32330

Charlie D. Frost
DISTRICT NO. 4
GRETNA, FL 32332
QUINCY, FL 32352

Tyrone D. Smith
DISTRICT NO. 5
QUINCY, FL 32351



July 6, 2017

Craig McMillan
Pat Thomas Agency

Dear Craig:

We are pleased to submit the 2017 Capital Health Plan renewal rates for the employees of Gadsden County School District. These rates are effective October 1, 2017. The renewal rates do not include any of these changes listed below if enacted after the date of this letter and the effective date:

- 1) Changes from the associated plan designs previously provided
- 2) Changes mandated or made available by State and Federal Regulations
- 3) Changes in eligibility
- 4) Changes in the Anniversary Date
- 5) Significant changes in Demographics (15% or more)


The following are the renewal rates for the current plan option and two alternate plans. These rates continue to reflect costs well below national trends.

| Capital Health Plan | Employee | Employee + Spouse | Employee + Child(ren) | Employee + Family | Rate Increase |
|--|----------|-------------------|-----------------------|-------------------|---------------|
| Current Plan Capital Selection \$15/\$30/\$50 Rx | \$591.19 | \$1,182.84 | \$1,005.12 | \$1,714.63 | 7.0% |
| Current Plan Value Plan \$15/\$50/\$100 Rx | \$432.68 | \$865.70 | \$735.63 | \$1,254.91 | 9.5% |
| Alternate Plan Capital Selection \$15/\$50/\$100 | \$585.93 | \$1,172.32 | \$996.18 | \$1,699.38 | 6.0% |
| Alternate Plan Principal Choice \$15/\$50/\$100 | \$568.63 | \$1,137.70 | \$966.77 | \$1,649.20 | 2.9% |


| Gadsden School Board CHP 2017-2018 Rates | | | | | | |
|---|-----|------------|------------|-------------------|----------|-------------------|
| | # | Current | Emp Cost | | BD Cost | |
| Emp | 617 | \$552.51 | \$138.13 | | \$414.38 | |
| Emp+Sp | 24 | \$1,105.45 | \$691.07 | | \$414.38 | |
| Emp+Ch | 58 | \$939.36 | \$524.98 | | \$414.38 | |
| Emp+Fam | 4 | \$1,602.45 | \$1,188.07 | | \$414.38 | |
| Capital Select 15/30/50 | | | | Difference | | Difference |
| Emp | 617 | \$591.19 | \$147.80 | \$9.67 | \$443.39 | \$29.01 |
| Emp+Sp | 24 | \$1,182.84 | \$739.45 | \$48.38 | \$443.39 | \$29.01 |
| Emp+Ch | 58 | \$1,005.12 | \$561.73 | \$36.75 | \$443.39 | \$29.01 |
| Emp+Fam | 4 | \$1,714.63 | \$1,271.24 | \$83.17 | \$443.39 | \$29.01 |
| Capital Select 15/50/100 | | | | | | |
| Emp | 617 | \$585.93 | \$146.48 | \$8.35 | \$439.45 | \$25.07 |
| Emp+Sp | 24 | \$1,172.32 | \$732.87 | \$41.80 | \$439.45 | \$25.07 |
| Emp+Ch | 58 | \$996.18 | \$556.73 | \$31.75 | \$439.45 | \$25.07 |
| Emp+Fam | 4 | \$1,699.38 | \$1,259.93 | \$71.86 | \$439.45 | \$25.07 |
| Principal Choice 15/50/100 | | | | | | |
| Emp | 617 | \$568.63 | \$142.16 | \$4.03 | \$426.47 | \$12.09 |
| Emp+Sp | 24 | \$1,137.70 | \$711.23 | \$20.16 | \$426.47 | \$12.09 |
| Emp+Ch | 58 | \$966.77 | \$540.30 | \$15.32 | \$426.47 | \$12.09 |
| Emp+Fam | 4 | \$1,649.20 | \$1,222.73 | \$34.66 | \$426.47 | \$12.09 |
| Value Plan 15/50/100 \$2,500 Deductible | | | | | | |
| Emp | 617 | \$432.68 | \$108.17 | -\$29.96 | \$324.51 | -\$89.87 |
| Emp+Sp | 24 | \$865.70 | \$541.19 | -\$149.88 | \$324.51 | -\$89.87 |
| Emp+Ch | 58 | \$735.63 | \$411.12 | -\$113.86 | \$324.51 | -\$89.87 |
| Emp+Fam | 4 | \$1,254.91 | \$930.40 | -\$257.67 | \$324.51 | -\$89.87 |

Summary of Benefits and Coverage: What this Plan Covers & What You Pay For Covered Services

Coverage for: Employee or Family | Plan Type: HMO

 The Summary of Benefits and Coverage (SBC) document will help you choose a health plan. The SBC shows you how you and the plan would share the cost for covered health care services. **NOTE: Information about the cost of this plan (called the premium) will be provided separately. This is only a summary.** For more information about your coverage, or to get a copy of the complete terms of coverage, at www.capitalhealth.com/sbc. For general definitions of common terms, such as allowed amount, balance billing, coinsurance, copayment, deductible, provider, or other underlined terms see the Glossary. You can view the Glossary at <https://www.healthcare.gov/sbc-glossary/> or call 1-850-383-3311 to request a copy.

| Important Questions | Answers | Why This Matters: |
|---|--|---|
| What is the overall deductible? | \$ 0 | See the Common Medical Events chart below for your costs for services this plan covers. |
| Are there services covered before you meet your deductible? | Not Applicable | See the Common Medical Events chart below for your costs for services this plan covers. |
| Are there other deductibles for specific services? | No | You don't have to meet deductibles for specific services. |
| What is the <u>out-of-pocket limit</u> for this plan? | Medical: \$2,000 single coverage / \$4,500 family coverage Pharmacy: \$4,600 single coverage / \$8,700 family coverage | The <u>out-of-pocket limit</u> is the most you could pay in a year for covered services. If you have other family members in this plan, they have to meet their own <u>out-of-pocket limits</u> until the overall family <u>out-of-pocket limit</u> has been met. |
| What is not included in the <u>out-of-pocket limit</u> ? | <u>Premiums</u> , prescription drug brand additional charges, and health care this plan doesn't cover. | Even though you pay these expenses, they don't count toward the <u>out-of-pocket limit</u> . |
| Will you pay less if you use a <u>network provider</u> ? | Yes. See www.capitalhealth.com or call 850-383-3311 for a list of <u>network providers</u> . | Be aware your <u>network provider</u> might use an out-of-network provider for some services (such as lab work). Check with your provider before you get services. |
| Do you need a <u>referral</u> to see a <u>specialist</u> ? | Yes. Some specialists require a referral. For a list of specialists that require a referral go to capitalhealth.com/ReferralAndAuth . | This plan will pay some or all of the costs to see a <u>specialist</u> for covered services but only if you have a referral before you see the <u>specialist</u> . |

 All **copayment** and **coinsurance** costs shown in this chart are after your **deductible** has been met, if a **deductible** applies.

| Common Medical Event | Services You May Need | What You Will Pay | | Limitations, Exceptions, & Other Important Information |
|---|--|---|--|--|
| | | Network Provider (You will pay the least) | Out-of-Network Provider (You will pay the most) | |
| If you visit a health care provider's office or clinic | Primary care visit to treat an injury or illness | \$15 / visit | Not Covered | —————none————— |
| | Specialist visit | \$40 / visit | Not Covered | Prior authorization required for certain specialist visits. Your benefits/services may be denied. |
| | Preventive care/screening/immunization | No Charge for covered services | Not Covered | You may have to pay for services that aren't preventive. Ask your provider if the services you need are preventive. Then check what your plan will pay for. |
| If you have a test | Diagnostic test (x-ray, blood work) | No Charge | Not Covered | Diagnostic tests other than x-ray or blood work may incur a cost share. |
| | Imaging (CT/PET scans, MRIs) | \$100 / visit | Not Covered | Prior authorization required for certain imaging services. Your benefits/services may be denied. |
| If you need drugs to treat your illness or condition More information about prescription drug coverage is available at www.capitalhealth.com/MedCenter | Tier 1 drugs | \$15/30-day supply \$30/60-day supply \$45/90-day supply (retail & mail order) | Not Covered | If a generic drug is available, and a more expensive brand name drug is dispensed at the request of the member or the prescriber, the member must pay the copayment amount for the brand name drug plus pay the pharmacist 100% of the additional cost for the more expensive brand name prescription drug. This additional cost does not count towards your out-of-pocket limit. Prior authorization and or quantity limit may apply. Your benefits/services may be denied. |
| | Tier 2 drugs | \$30/30-day supply \$60/60-day supply \$90/90-day supply (retail & mail order) | Not Covered | Prior authorization and or quantity limit may apply. Your benefits/services may be denied. |
| | Tier 3 drugs | \$50/30-day supply \$100/60-day supply \$150/90-day supply (retail & mail order) | Not Covered | Prior authorization and or quantity limit may apply. Your benefits/services may be denied. |

| | | | | |
|--|--|--|---|--|
| | <u>Specialty drugs</u> | \$50 /30-day supply | Not Covered | Limited to 30 day supply and may be limited to certain pharmacies. Prior authorization and or quantity limit may apply. Your benefits/services may be denied. |
| If you have outpatient surgery | Facility fee (e.g., ambulatory surgery center) | Ambulatory Surgical Center: \$100 / visit Hospital: \$250 / visit | Not Covered | Prior authorization may be required. Your benefits/services may be denied. Cost share applies to all outpatient services. |
| | Physician/surgeon fees | \$40 / provider | Not Covered | |
| If you need immediate medical attention | <u>Emergency room care</u> | \$250 / visit | \$250 / visit | <u>Copayment</u> is waived if inpatient admission occurs; however if moved to observation status an additional copayment may apply based on services rendered. |
| | <u>Emergency medical transportation</u> | \$100 / transport | \$100 / transport | Covered if medically necessary. |
| | <u>Urgent care</u> | Urgent care: \$25 / visit Telehealth :\$15 / visit | Urgent care: \$25 / visit Telehealth :\$15 / visit | Telehealth services are available through our contracted vendor in all states where telehealth services are permitted. |
| If you have a hospital stay | Facility fee (e.g., hospital room) | \$250 / admission \$250 / observation | Not Covered | Prior authorization required. Your benefits/services may be denied. |
| | Physician/surgeon fees | No Charge if admitted. \$40 /provider for observation | Not Covered | —————none————— |
| If you need mental health, behavioral health, or substance abuse services | Outpatient services | \$40 / visit | Not Covered | —————none————— |
| | Inpatient services | \$250 / admission | Not Covered | Prior authorization required. Your benefits/services may be denied. |
| If you are pregnant | Office visits | \$40 / visit | Not Covered | —————none————— |
| | Childbirth/delivery professional services | No Charge | Not Covered | —————none————— |
| | Childbirth/delivery facility services | \$250 / admission | Not Covered | Prior authorization required. Your benefits/services may be denied. |
| If you need help recovering or have other special health needs | <u>Home health care</u> | No Charge | Not Covered | Prior authorization required. Your benefits/services may be denied. |
| | <u>Rehabilitation services</u> | \$40 / visit | Not Covered | Limited to the consecutive 62-day period immediately following the first service date. |
| | <u>Habilitation services</u> | Not Covered | Not Covered | —————none————— |

| | | | | |
|---|----------------------------------|--------------|-------------|--|
| | <u>Skilled nursing care</u> | No Charge | Not Covered | Covers up to 60 days per admission with subsequent admission following 180 days from discharge date of previous admission. |
| | <u>Durable medical equipment</u> | No Charge | Not Covered | Prior authorization required for certain devices. Your benefits/services may be denied. |
| | <u>Hospice services</u> | No Charge | Not Covered | Prior authorization required for inpatient services. Your benefits/services may be denied. |
| If your child needs dental or eye care | Children's eye exam | \$15 / visit | Not Covered | —————none————— |
| | Children's glasses | Not Covered | Not Covered | —————none————— |
| | Children's dental check-up | Not Covered | Not Covered | —————none————— |

Excluded Services & Other Covered Services:

| | | |
|--|---|---|
| Services Your <u>Plan</u> Generally Does NOT Cover (Check your policy or plan document for more information and a list of any other <u>excluded services</u>.) | | |
| <ul style="list-style-type: none"> • Acupuncture • Bariatric Surgery • Cosmetic surgery • Dental care (Adult) • Dental care (Child) | <ul style="list-style-type: none"> • Glasses • Habilitation services • Hearing aids • Infertility treatment • Long-term care | <ul style="list-style-type: none"> • Non-emergency care when traveling outside the US • Private-duty nursing • Routine foot care • Weight loss programs |

| | |
|--|--|
| Other Covered Services (Limitations may apply to these services. This isn't a complete list. Please see your <u>plan</u> document.) | |
| <ul style="list-style-type: none"> • Chiropractic care | <ul style="list-style-type: none"> • Routine eye care (Adult) |

Your Rights to Continue Coverage: There are agencies that can help if you want to continue your coverage after it ends. The contact information for those agencies is: State Department of Insurance at 1-877-693-5236, the Department of Labor's Employee Benefits Security Administration at 1-866-444-EBSA (3272) or www.dol.gov/ebsa/healthreform or the Department of Health and Human Services, Center for Consumer Information and Insurance Oversight, at 1-877-267-2323 x61565 or www.cciio.cms.gov. Other coverage options may be available to you too, including buying individual insurance coverage through the Health Insurance Marketplace. For more information about the Marketplace, visit www.HealthCare.gov or call 1-800-318-2596.

Your Grievance and Appeals Rights: There are agencies that can help if you have a complaint against your plan for a denial of a claim. This complaint is called a grievance or appeal. For more information about your rights, look at the explanation of benefits you will receive for that medical claim. Your plan documents also provide complete information to submit a claim, appeal, or a grievance for any reason to your plan. For more information about your rights, this notice, or assistance, contact the Capital Health Plan at 1-850-383-3311. You may also contact your State Department of Insurance at 1-877-693-5236 or the Department of Labor's Employee Benefits Security Administration at 1-866-444-EBSA (3272) or www.dol.gov/ebsa/healthreform. Additionally, a consumer assistance program can help you file your appeal. Contact U.S. Department of Labor Employee Benefits Security Administration at 1-866-4-USA-DOL (866-487-2365) or www.dol.gov/ebsa/consumer_info_health.html.

Does this plan provide Minimum Essential Coverage? Yes

If you don't have Minimum Essential Coverage for a month, you'll have to make a payment when you file your tax return unless you qualify for an exemption from the requirement that you have health coverage for that month.

Does this plan meet the Minimum Value Standards? Yes

If your plan doesn't meet the Minimum Value Standards, you may be eligible for a premium tax credit to help you pay for a plan through the Marketplace.

Language Access Services:

Spanish (Español): Para obtener asistencia en Español, llame al 850-383-3311, 1-877-247-6512

Tagalog (Tagalog): Kung kailangan ninyo ang tulong sa Tagalog tumawag sa 850-383-3311, 1-877-247-6512.

Chinese (中文): 如果需要中文的帮助, 请拨打这个号码 850-383-3311, 1-877-247-6512.

Navajo (Dine): Dinek'ehgo shika at'ohwol ninisingo, kwijigo holne' 850-383-3311, 1-877-247-6512.

—————To see examples of how this plan might cover costs for a sample medical situation, see the next section.—————

About these Coverage Examples:



This is not a cost estimator. Treatments shown are just examples of how this plan might cover medical care. Your actual costs will be different depending on the actual care you receive, the prices your providers charge, and many other factors. Focus on the cost sharing amounts (deductibles, copayments and coinsurance) and excluded services under the plan. Use this information to compare the portion of costs you might pay under different health plans. Please note these coverage examples are based on self-only coverage.

Peg is Having a Baby
(9 months of in-network pre-natal care and a hospital delivery)

Managing Joe's type 2 Diabetes
(a year of routine in-network care of a well-controlled condition)

Mia's Simple Fracture
(in-network emergency room visit and follow up care)

- The plan's overall deductible \$0
- Specialist copayment \$40
- Hospital (facility) copayment \$250
- Other copayment \$0

- The plan's overall deductible \$0
- Specialist copayment \$40
- Hospital (facility) copayment \$250
- Other copayment \$15

- The plan's overall deductible \$0
- Specialist copayment \$40
- Hospital (facility) copayment \$250
- Other copayment \$0

This EXAMPLE event includes services like:
Specialist office visits (*prenatal care*)
Childbirth/Delivery Professional Services
Childbirth/Delivery Facility Services
Diagnostic tests (*ultrasounds and blood work*)
Specialist visit (*anesthesia*)

This EXAMPLE event includes services like:
Primary care physician office visits (*including disease education*)
Diagnostic tests (*blood work*)
Prescription drugs
Durable medical equipment (*glucose meter*)

This EXAMPLE event includes services like:
Emergency room care (*including medical supplies*)
Diagnostic test (*x-ray*)
Durable medical equipment (*crutches*)
Rehabilitation services (*physical therapy*)

| | |
|---------------------------|-----------------|
| Total Example Cost | \$13,400 |
|---------------------------|-----------------|

| | |
|---------------------------|----------------|
| Total Example Cost | \$7,500 |
|---------------------------|----------------|

| | |
|---------------------------|----------------|
| Total Example Cost | \$2,200 |
|---------------------------|----------------|

In this example, Peg would pay:

In this example, Joe would pay:

In this example, Mia would pay:

| Cost Sharing | |
|-----------------------------------|----------------|
| Deductibles | \$0 |
| Copayments | \$1,000 |
| Coinsurance | \$0 |
| What isn't covered | |
| Limits or exclusions | \$60 |
| The total Peg would pay is | \$1,060 |

| Cost Sharing | |
|-----------------------------------|----------------|
| Deductibles | \$0 |
| Copayments | \$1,100 |
| Coinsurance | \$0 |
| What isn't covered | |
| Limits or exclusions | \$55 |
| The total Joe would pay is | \$1,155 |

| Cost Sharing | |
|-----------------------------------|----------------|
| Deductibles | \$0 |
| Copayments | \$1,100 |
| Coinsurance | \$0 |
| What isn't covered | |
| Limits or exclusions | \$0 |
| The total Mia would pay is | \$1,100 |

The plan would be responsible for the other costs of these EXAMPLE covered services.

SUMMARY SHEET

RECOMMENDATION TO SUPERINTENDENT FOR SCHOOL BOARD AGENDA

AGENDA ITEM NO. 3c

DATE OF SCHOOL BOARD MEETING: July 25, 2017

TITLE OF AGENDA ITEMS: Insurance Committee Recommendation – Flex Spending

DIVISION: Finance Department

PURPOSE AND SUMMARY OF ITEMS: The Insurance Committee is recommending American Fidelity Assurance Company to become an authorized vendor to provide Flex Spending and Section 125 at no cost to the district's employees.

FUND SOURCE: All Funds

AMOUNT:

PREPARED BY: LaClarence Mays

POSITION: Budget Manager

INTERNAL INSTRUCTIONS TO BE COMPLETED BY PREPARER

 Number of ORIGINAL SIGNATURES NEEDED by preparer.

SUPERINTENDENT'S SIGNATURE: page(s) numbered _____

CHAIRMANS' SIGNATURE: page(s) numbered _____
Be sure that the Comptroller has signed the budget page.



"Putting Children First"

THE SCHOOL BOARD OF GADSDEN COUNTY

35 Martin Luther King, Jr. Blvd
Quincy, Florida 32351
Main: (850) 627-9651 or Fax: (850) 627-2760
www.gcps.k12.fl.us

ROGER P. MILTON
Superintendent
miltonr@gcpsmail.com

July 25, 2017

Recommendations:

To: Gadsden County School Board

From: Insurance Committee

Subject: Insurance Committee Recommendations – American Fidelity

After reviewing all bids the Insurance Committee would like to recommend American Fidelity to offer their services as a vendor to include Flex Spending and Section 125 free of charge to the District. AFLAC will continue to provide Accident and Short Term Disability as well as other products previously offered to the District.

SUMMARY SHEET

RECOMMENDATION TO SUPERINTENDENT FOR SCHOOL BOARD AGENDA

AGENDA ITEM NO. 3d

DATE OF SCHOOL BOARD MEETING: July 25, 2017

TITLE OF AGENDA ITEMS: 2nd FEFP Calculation 2017-18

DIVISION: Finance

PURPOSE AND SUMMARY OF ITEMS: For the Board to be aware of changes to FEFP funding for Fiscal year 2016-17

FUND SOURCE: N/A

AMOUNT: N/A

PREPARED BY: Thomas Kauffman

POSITION: Assistant Finance Director

INTERNAL INSTRUCTIONS TO BE COMPLETED BY PREPARER

 Number of ORIGINAL SIGNATURES NEEDED by preparer.

SUPERINTENDENT'S SIGNATURE: page(s) numbered

CHAIRMANS'S SIGNATURE: page(s) numbered

Be sure that the Comptroller has signed the budget page.



State Board of Education

Marva Johnson, *Chair*
Andy Tuck, *Vice Chair*
Members
Gary Chartrand
Tom Grady
Rebecca Fishman Lipsey
Michael Olenick

Pam Stewart
Commissioner of Education

CONTACT PERSONS:

NAME: Mark Eggers
Lee Davis

PHONE: 850-245-0405

MEMORANDUM

TO: District School Superintendents

FROM: Linda Champion 

DATE: July 17, 2017

SUBJECT: 2017-18 Florida Education Finance Program Second Calculation

Attached is the 2017-18 Florida Education Finance Program (FEFP) Second Calculation. This calculation was prepared following the receipt of the Florida Department of Revenue certified tax roll on July 13, 2017.

This calculation differs from the 2017-18 Conference Report (First Calculation) in that it replaces the estimated tax roll with the actual certified tax roll in the FEFP calculation.

In comparing the second calculation to the first calculation, please note the following:

1. The 2017 tax roll increased by \$3,143,441,698, from the estimate of \$1,900,475,414,389 to \$1,903,618,856,087.
2. The increase in the tax roll caused the statewide average millage rate to decrease from 4.316 to 4.308.
3. The total Required Local Effort increased by \$1,540,750, from \$7,603,850,013 to \$7,605,390,763.
4. The State-Funded Discretionary Contribution allocation increased by \$52,272, from \$18,577,829 to \$18,630,101.
5. The 0.748 discretionary millage revenue, based on the actual millage levied in 2016-17, increased by \$2,257,241, from \$1,364,693,386 to \$1,366,950,627. The 0.748 Mills Discretionary Compression allocation increased by \$152,492, from \$226,344,663 to \$226,497,155.

Linda Champion
Deputy Commissioner, Finance and Operations

District School Superintendents

July 17, 2017

Page Two

6. The Virtual Education Contribution allocation decreased by \$33,672, from \$12,185,153 to \$12,151,481.

Electronic fund transfers based on the Net State 2017-18 FEFP Second Calculation will begin with the July 26, 2017, payment.

LC/jb

Attachment

cc: District Finance Officers
FTE Administrators

FLORIDA EDUCATION FINANCE PROGRAM

2017-18

SECOND CALCULATION

SCHOOL BUSINESS SERVICES

OFFICE OF FUNDING AND FINANCIAL REPORTING

Monday, July 17, 2017

TABLE OF CONTENTS

| | |
|---|----|
| FEFP Calculation Comparisons | 1 |
| FEFP Funding Summary Pages | 4 |
| Unweighted FTE by Program..... | 8 |
| Weighted FTE | 10 |
| Funded Weighted FTE by Program | 11 |
| Additions to Funded Weighted FTE | 12 |
| Florida Price Level Index (FPLI) and District Cost Differential (DCD) | 13 |
| Program Cost Factors | 14 |
| Declining Enrollment Supplement | 15 |
| Sparsity Supplement | 16 |
| State-Funded Discretionary Contribution | 19 |
| 0.748 Mills Compression Adjustment | 20 |
| DJJ Supplemental Allocation | 21 |
| Safe Schools Allocation | 22 |
| ESE Guaranteed Allocation | 23 |
| Supplemental Academic Instruction (SAI)..... | 25 |
| Instructional Materials Allocation..... | 29 |
| Student Transportation Allocation | 31 |
| Teachers Classroom Supply Assistance..... | 32 |
| Reading Allocation | 33 |
| Virtual Education Contribution..... | 34 |
| Digital Classrooms Allocation..... | 36 |
| Federally Connected Students Supplement..... | 37 |
| Class Size Reduction Allocation | 38 |
| Discretionary Lottery/School Recognition Allocation | 42 |
| Required Local Effort Taxes..... | 43 |
| Millage Rates | 46 |
| Local Effort Taxes | 47 |

2017-18 FEFP Second Calculation
 STATEWIDE SUMMARY
 COMPARISON TO 2017-18 FEFP First Calculation

| | 2017-18 FEFP First Calculation | 2017-18 FEFP Second Calculation | Difference | Percentage Difference |
|--|---|--|--------------------|--------------------------|
| MAJOR FEFP FORMULA COMPONENTS | | | | |
| Unweighted FTE | 2,829,107.39 | 2,829,107.39 | 0.00 | 0.00% |
| Weighted FTE | 3,077,667.93 | 3,077,667.93 | 0.00 | 0.00% |
| School Taxable Value | 1,900,475,414,389 | 1,903,618,856,087 | 3,143,441,698 | 0.17% |
| Required Local Effort Millage | 4.316 | 4.308 | (0.008) | -0.19% |
| Discretionary Millage | 0.748 | 0.748 | 0.000 | 0.00% |
| Total Millage | 5.064 | 5.056 | (0.008) | -0.16% |
| Base Student Allocation | 4,203.95 | 4,203.95 | 0.00 | 0.00% |
| FEFP DETAIL | | | | |
| WFTE x BSA x DCD (Base FEFP Funding) | 12,949,995,469 | 12,949,995,469 | 0 | 0.00% |
| Declining Enrollment Supplement | 2,211,841 | 2,211,841 | 0 | 0.00% |
| Sparsity Supplement | 52,800,000 | 52,800,000 | 0 | 0.00% |
| State-Funded Discretionary Contribution | 18,577,829 | 18,630,101 | 52,272 | 0.28% |
| 0.748 Mills Discretionary Compression | 226,344,663 | 226,497,155 | 152,492 | 0.07% |
| DJJ Supplemental Allocation | 7,456,003 | 7,456,003 | 0 | 0.00% |
| Safe Schools | 64,456,019 | 64,456,019 | 0 | 0.00% |
| ESE Guaranteed Allocation | 1,060,770,374 | 1,060,770,374 | 0 | 0.00% |
| Supplemental Academic Instruction | 712,207,631 | 712,207,631 | 0 | 0.00% |
| Instructional Materials | 230,743,258 | 230,743,258 | 0 | 0.00% |
| Student Transportation | 438,875,286 | 438,875,286 | 0 | 0.00% |
| Teachers Classroom Supply Assistance | 45,286,750 | 45,286,750 | 0 | 0.00% |
| Reading Allocation | 130,000,000 | 130,000,000 | 0 | 0.00% |
| Virtual Education Contribution | 12,185,153 | 12,151,481 | (33,672) | -0.28% |
| Digital Classroom Allocation | 80,000,000 | 80,000,000 | 0 | 0.00% |
| Federally Connected Supplement | 12,883,871 | 12,883,871 | 0 | 0.00% |
| TOTAL FEFP | 16,044,794,147 | 16,044,965,239 | 171,092 | 0.00% |
| Less: Required Local Effort | 7,603,850,013 | 7,605,390,763 | 1,540,750 | 0.02% |
| GROSS STATE FEFP | 8,440,944,134 | 8,439,574,476 | (1,369,658) | -0.02% |
| Proration to Appropriation | 0 | 0 | 0 | 0.00% |
| NET STATE FEFP | 8,440,944,134 | 8,439,574,476 | (1,369,658) | -0.02% |
| STATE CATEGORICAL PROGRAMS | | | | |
| Class Size Reduction Allocation | 3,097,734,706 | 3,097,734,706 | 0 | 0.00% |
| Discretionary Lottery/School Recognition | 134,582,877 | 134,582,877 | 0 | 0.00% |
| TOTAL STATE CATEGORICAL FUNDING | 3,232,317,583 | 3,232,317,583 | 0 | 0.00% |
| TOTAL STATE FUNDING | 11,673,261,717 | 11,671,892,059 | (1,369,658) | -0.01% |
| LOCAL FUNDING | | | | |
| Total Required Local Effort | 7,603,850,013 | 7,605,390,763 | 1,540,750 | 0.02% |
| Total Discretionary Taxes from 0.748 Mills | 1,364,693,386 | 1,366,950,627 | 2,257,241 | 0.17% |
| TOTAL LOCAL FUNDING | 8,968,543,399 | 8,972,341,390 | 3,797,991 | 0.04% |
| TOTAL FUNDING | 20,641,805,116 | 20,644,233,449 | 2,428,333 | 0.01% |
| Total Funds per UFTE | 7,296.23 | 7,297.08 | 0.85 | 0.01% |

2017-18 FEFP Second Calculation
Change in FTE and Funds Compared to the 2017-18 FEFP First Calculation

| District | K-12 Unweighted FTE Students | | | | K-12 Total Funding | | | |
|-----------------------|------------------------------|----------------|------------|-----------------------|--------------------|----------------|-------------|-----------------------|
| | 2017-18 First | 2017-18 Second | Difference | Percentage Difference | 2017-18 First | 2017-18 Second | Difference | Percentage Difference |
| | -1- | -2- | -3- | -4- | -5- | -6- | -7- | -8- |
| 1 Alachua | 28,862.23 | 28,862.23 | 0.00 | 0.00% | 203,386,598 | 203,410,027 | 23,429 | 0.01% |
| 2 Baker | 4,821.21 | 4,821.21 | 0.00 | 0.00% | 34,863,580 | 34,867,890 | 4,310 | 0.01% |
| 3 Bay | 27,669.05 | 27,669.05 | 0.00 | 0.00% | 200,199,560 | 200,222,268 | 22,708 | 0.01% |
| 4 Bradford | 3,127.47 | 3,127.47 | 0.00 | 0.00% | 23,687,829 | 23,690,969 | 3,140 | 0.01% |
| 5 Brevard | 72,961.00 | 72,961.00 | 0.00 | 0.00% | 529,455,438 | 529,515,227 | 59,789 | 0.01% |
| 6 Broward | 272,510.56 | 272,510.56 | 0.00 | 0.00% | 1,984,149,776 | 1,986,475,953 | 2,326,177 | 0.12% |
| 7 Calhoun | 2,154.44 | 2,154.44 | 0.00 | 0.00% | 16,823,454 | 16,826,079 | 2,625 | 0.02% |
| 8 Charlotte | 15,427.48 | 15,427.48 | 0.00 | 0.00% | 115,300,307 | 115,493,757 | 193,450 | 0.17% |
| 9 Citrus | 15,057.52 | 15,057.52 | 0.00 | 0.00% | 106,593,285 | 106,606,703 | 13,418 | 0.01% |
| 10 Clay | 37,033.78 | 37,033.78 | 0.00 | 0.00% | 264,282,091 | 264,312,200 | 30,109 | 0.01% |
| 11 Collier | 46,529.44 | 46,529.44 | 0.00 | 0.00% | 394,194,702 | 394,250,651 | 55,949 | 0.01% |
| 12 Columbia | 9,888.11 | 9,888.11 | 0.00 | 0.00% | 70,945,125 | 70,953,884 | 8,759 | 0.01% |
| 13 Dade | 352,443.52 | 352,443.52 | 0.00 | 0.00% | 2,625,923,444 | 2,626,772,135 | 848,691 | 0.03% |
| 14 DeSoto | 4,932.69 | 4,932.69 | 0.00 | 0.00% | 36,398,956 | 36,403,382 | 4,426 | 0.01% |
| 15 Dixie | 2,194.81 | 2,194.81 | 0.00 | 0.00% | 16,423,049 | 16,425,414 | 2,365 | 0.01% |
| 16 Duval | 129,558.57 | 129,558.57 | 0.00 | 0.00% | 941,201,485 | 941,306,271 | 104,786 | 0.01% |
| 17 Escambia | 39,627.08 | 39,627.08 | 0.00 | 0.00% | 283,909,294 | 283,941,337 | 32,043 | 0.01% |
| 18 Flagler | 12,952.80 | 12,952.80 | 0.00 | 0.00% | 90,219,894 | 90,187,897 | (31,997) | -0.04% |
| 19 Franklin | 1,272.64 | 1,272.64 | 0.00 | 0.00% | 10,240,193 | 10,239,820 | (373) | 0.00% |
| 20 Gadsden | 5,060.10 | 5,060.10 | 0.00 | 0.00% | 37,934,649 | 37,939,961 | 5,312 | 0.01% |
| 21 Gilchrist | 2,690.08 | 2,690.08 | 0.00 | 0.00% | 21,331,602 | 21,334,806 | 3,204 | 0.02% |
| 22 Glades | 1,805.47 | 1,805.47 | 0.00 | 0.00% | 14,308,665 | 14,310,704 | 2,039 | 0.01% |
| 23 Gulf | 1,921.95 | 1,921.95 | 0.00 | 0.00% | 14,771,235 | 14,777,123 | 5,888 | 0.04% |
| 24 Hamilton | 1,621.82 | 1,621.82 | 0.00 | 0.00% | 12,427,584 | 12,429,438 | 1,854 | 0.01% |
| 25 Hardee | 5,265.77 | 5,265.77 | 0.00 | 0.00% | 37,275,810 | 37,280,415 | 4,605 | 0.01% |
| 26 Hendry | 7,372.59 | 7,372.59 | 0.00 | 0.00% | 54,105,481 | 54,112,628 | 7,147 | 0.01% |
| 27 Hernando | 22,312.57 | 22,312.57 | 0.00 | 0.00% | 160,437,572 | 160,456,821 | 19,249 | 0.01% |
| 28 Highlands | 12,239.26 | 12,239.26 | 0.00 | 0.00% | 85,530,365 | 85,541,792 | 11,427 | 0.01% |
| 29 Hillsborough | 213,533.97 | 213,533.97 | 0.00 | 0.00% | 1,547,153,740 | 1,547,329,240 | 175,500 | 0.01% |
| 30 Holmes | 3,089.87 | 3,089.87 | 0.00 | 0.00% | 23,576,158 | 23,579,929 | 3,771 | 0.02% |
| 31 Indian River | 17,540.92 | 17,540.92 | 0.00 | 0.00% | 128,956,577 | 129,059,015 | 102,438 | 0.08% |
| 32 Jackson | 6,383.24 | 6,383.24 | 0.00 | 0.00% | 46,639,603 | 46,646,600 | 6,997 | 0.02% |
| 33 Jefferson | 689.19 | 689.19 | 0.00 | 0.00% | 6,345,503 | 6,346,071 | 568 | 0.01% |
| 34 Lafayette | 1,216.29 | 1,216.29 | 0.00 | 0.00% | 9,325,161 | 9,326,630 | 1,469 | 0.02% |
| 35 Lake | 42,040.08 | 42,040.08 | 0.00 | 0.00% | 295,378,599 | 295,412,776 | 34,177 | 0.01% |
| 36 Lee | 92,719.58 | 92,719.58 | 0.00 | 0.00% | 689,368,941 | 689,291,694 | (77,247) | -0.01% |
| 37 Leon | 33,872.57 | 33,872.57 | 0.00 | 0.00% | 243,870,613 | 243,898,247 | 27,634 | 0.01% |
| 38 Levy | 5,398.15 | 5,398.15 | 0.00 | 0.00% | 41,011,196 | 41,017,290 | 6,094 | 0.01% |
| 39 Liberty | 1,365.17 | 1,365.17 | 0.00 | 0.00% | 11,308,776 | 11,310,432 | 1,656 | 0.01% |
| 40 Madison | 2,731.15 | 2,731.15 | 0.00 | 0.00% | 20,104,896 | 20,107,706 | 2,810 | 0.01% |
| 41 Manatee | 48,978.74 | 48,978.74 | 0.00 | 0.00% | 350,852,452 | 350,629,218 | (223,234) | -0.06% |
| 42 Marion | 42,807.96 | 42,807.96 | 0.00 | 0.00% | 295,932,298 | 295,967,404 | 35,106 | 0.01% |
| 43 Martin | 18,914.79 | 18,914.79 | 0.00 | 0.00% | 145,627,598 | 145,727,654 | 100,056 | 0.07% |
| 44 Monroe | 8,191.05 | 8,191.05 | 0.00 | 0.00% | 76,184,960 | 76,458,698 | 273,738 | 0.36% |
| 45 Nassau | 11,851.18 | 11,851.18 | 0.00 | 0.00% | 86,333,694 | 86,534,818 | 201,124 | 0.23% |
| 46 Okaloosa | 31,231.46 | 31,231.46 | 0.00 | 0.00% | 229,677,024 | 229,702,209 | 25,185 | 0.01% |
| 47 Okeechobee | 6,523.21 | 6,523.21 | 0.00 | 0.00% | 47,794,680 | 47,800,267 | 5,587 | 0.01% |
| 48 Orange | 201,302.62 | 201,302.62 | 0.00 | 0.00% | 1,455,467,409 | 1,455,631,355 | 163,946 | 0.01% |
| 49 Osceola | 64,569.98 | 64,569.98 | 0.00 | 0.00% | 451,370,480 | 451,422,425 | 51,945 | 0.01% |
| 50 Palm Beach | 192,148.39 | 192,148.39 | 0.00 | 0.00% | 1,482,620,586 | 1,481,089,122 | (1,531,464) | -0.10% |
| 51 Pasco | 73,181.07 | 73,181.07 | 0.00 | 0.00% | 530,570,352 | 530,629,902 | 59,550 | 0.01% |
| 52 Pinellas | 100,804.33 | 100,804.33 | 0.00 | 0.00% | 738,499,919 | 738,047,515 | (452,404) | -0.06% |
| 53 Polk | 101,592.85 | 101,592.85 | 0.00 | 0.00% | 709,518,397 | 709,601,803 | 83,406 | 0.01% |
| 54 Putnam | 10,897.80 | 10,897.80 | 0.00 | 0.00% | 78,248,821 | 78,259,273 | 10,452 | 0.01% |
| 55 St. Johns | 39,471.63 | 39,471.63 | 0.00 | 0.00% | 281,931,071 | 281,963,368 | 32,297 | 0.01% |
| 56 St. Lucie | 39,581.55 | 39,581.55 | 0.00 | 0.00% | 282,754,406 | 282,786,833 | 32,427 | 0.01% |
| 57 Santa Rosa | 27,707.91 | 27,707.91 | 0.00 | 0.00% | 197,641,971 | 197,664,790 | 22,819 | 0.01% |
| 58 Sarasota | 42,936.88 | 42,936.88 | 0.00 | 0.00% | 342,312,650 | 341,874,675 | (437,975) | -0.13% |
| 59 Seminole | 67,703.53 | 67,703.53 | 0.00 | 0.00% | 474,262,956 | 474,317,255 | 54,299 | 0.01% |
| 60 Sumter | 8,416.58 | 8,416.58 | 0.00 | 0.00% | 62,287,101 | 61,921,800 | (365,301) | -0.59% |
| 61 Suwannee | 6,050.35 | 6,050.35 | 0.00 | 0.00% | 41,040,502 | 41,046,586 | 6,084 | 0.01% |
| 62 Taylor | 2,607.88 | 2,607.88 | 0.00 | 0.00% | 19,517,566 | 19,520,312 | 2,746 | 0.01% |
| 63 Union | 2,258.19 | 2,258.19 | 0.00 | 0.00% | 16,864,401 | 16,866,784 | 2,383 | 0.01% |
| 64 Volusia | 62,701.63 | 62,701.63 | 0.00 | 0.00% | 439,855,516 | 439,906,573 | 51,057 | 0.01% |
| 65 Wakulla | 5,157.47 | 5,157.47 | 0.00 | 0.00% | 36,648,725 | 36,653,301 | 4,576 | 0.01% |
| 66 Walton | 9,249.06 | 9,249.06 | 0.00 | 0.00% | 71,723,223 | 71,877,421 | 154,198 | 0.21% |
| 67 Washington | 3,097.84 | 3,097.84 | 0.00 | 0.00% | 23,608,686 | 23,612,286 | 3,600 | 0.02% |
| 68 Washington Special | 171.93 | 171.93 | 0.00 | 0.00% | 1,151,762 | 1,151,762 | 0 | 0.00% |
| 69 FAMU Lab School | 567.43 | 567.43 | 0.00 | 0.00% | 4,922,478 | 4,923,174 | 696 | 0.01% |
| 70 FAU - Palm Beach | 1,134.79 | 1,134.79 | 0.00 | 0.00% | 9,269,605 | 9,270,246 | 641 | 0.01% |
| 71 FAU - St. Lucie | 1,422.79 | 1,422.79 | 0.00 | 0.00% | 10,286,654 | 10,287,820 | 1,166 | 0.01% |
| 72 FSU Lab - Broward | 690.36 | 690.36 | 0.00 | 0.00% | 5,576,895 | 5,582,790 | 5,895 | 0.11% |
| 73 FSU Lab - Leon | 1,736.48 | 1,736.48 | 0.00 | 0.00% | 12,691,403 | 12,693,339 | 1,936 | 0.02% |
| 74 UF Lab School | 1,155.02 | 1,155.02 | 0.00 | 0.00% | 9,024,362 | 9,025,762 | 1,400 | 0.02% |
| 75 Virtual School | 32,398.47 | 32,398.47 | 0.00 | 0.00% | 170,373,727 | 170,373,727 | 0 | 0.00% |
| TOTAL | 2,829,107.39 | 2,829,107.39 | 0.00 | 0.00% | 20,641,805,116 | 20,644,233,449 | 2,428,333 | 0.01% |

2017-18 FEFP Second Calculation
 Change in Funds and Funds per Student Compared to the 2017-18 FEFP First Calculation

| District | K-12 Total Funding | | | | K-12 Total Funds per Unweighted FTE Student | | | |
|-----------------------|-----------------------|-----------------------|------------------|--------------|---|-----------------|-------------|--------------|
| | 2017-18 | 2017-18 | | Percentage | 2017-18 | 2017-18 | | Percentage |
| | First | Second | Difference | Difference | First | Second | Difference | Difference |
| | -1- | -2- | -3- | -4- | -5- | -6- | -7- | -8- |
| 1 Alachua | 203,386,598 | 203,410,027 | 23,429 | 0.01% | 7,046.81 | 7,047.62 | 0.81 | 0.01% |
| 2 Baker | 34,863,580 | 34,867,890 | 4,310 | 0.01% | 7,231.29 | 7,232.19 | 0.90 | 0.01% |
| 3 Bay | 200,199,560 | 200,222,268 | 22,708 | 0.01% | 7,235.51 | 7,236.33 | 0.82 | 0.01% |
| 4 Bradford | 23,687,829 | 23,690,969 | 3,140 | 0.01% | 7,574.12 | 7,575.12 | 1.00 | 0.01% |
| 5 Brevard | 529,455,438 | 529,515,227 | 59,789 | 0.01% | 7,256.69 | 7,257.51 | 0.82 | 0.01% |
| 6 Broward | 1,984,149,776 | 1,986,475,953 | 2,326,177 | 0.12% | 7,281.00 | 7,289.54 | 8.54 | 0.12% |
| 7 Calhoun | 16,823,454 | 16,826,079 | 2,625 | 0.02% | 7,808.74 | 7,809.95 | 1.21 | 0.02% |
| 8 Charlotte | 115,300,307 | 115,493,757 | 193,450 | 0.17% | 7,473.70 | 7,486.24 | 12.54 | 0.17% |
| 9 Citrus | 106,593,285 | 106,606,703 | 13,418 | 0.01% | 7,079.07 | 7,079.96 | 0.89 | 0.01% |
| 10 Clay | 264,282,091 | 264,312,200 | 30,109 | 0.01% | 7,136.24 | 7,137.06 | 0.82 | 0.01% |
| 11 Collier | 394,194,702 | 394,250,651 | 55,949 | 0.01% | 8,471.94 | 8,473.14 | 1.20 | 0.01% |
| 12 Columbia | 70,945,125 | 70,953,884 | 8,759 | 0.01% | 7,174.79 | 7,175.68 | 0.89 | 0.01% |
| 13 Dade | 2,625,923,444 | 2,626,772,135 | 848,691 | 0.03% | 7,450.62 | 7,453.03 | 2.41 | 0.03% |
| 14 DeSoto | 36,398,956 | 36,403,382 | 4,426 | 0.01% | 7,379.13 | 7,380.03 | 0.90 | 0.01% |
| 15 Dixie | 16,423,049 | 16,425,414 | 2,365 | 0.01% | 7,482.67 | 7,483.75 | 1.08 | 0.01% |
| 16 Duval | 941,201,485 | 941,306,271 | 104,786 | 0.01% | 7,264.68 | 7,265.49 | 0.81 | 0.01% |
| 17 Escambia | 283,909,294 | 283,941,337 | 32,043 | 0.01% | 7,164.53 | 7,165.34 | 0.81 | 0.01% |
| 18 Flagler | 90,219,894 | 90,187,897 | (31,997) | -0.04% | 6,965.28 | 6,962.81 | (2.47) | -0.04% |
| 19 Franklin | 10,240,193 | 10,239,820 | (373) | 0.00% | 8,046.42 | 8,046.12 | (0.30) | 0.00% |
| 20 Gadsden | 37,934,649 | 37,939,961 | 5,312 | 0.01% | 7,496.82 | 7,497.87 | 1.05 | 0.01% |
| 21 Gilchrist | 21,331,602 | 21,334,806 | 3,204 | 0.02% | 7,929.73 | 7,930.92 | 1.19 | 0.02% |
| 22 Glades | 14,308,665 | 14,310,704 | 2,039 | 0.01% | 7,925.17 | 7,926.30 | 1.13 | 0.01% |
| 23 Gulf | 14,771,235 | 14,777,123 | 5,888 | 0.04% | 7,685.55 | 7,688.61 | 3.06 | 0.04% |
| 24 Hamilton | 12,427,584 | 12,429,438 | 1,854 | 0.01% | 7,662.74 | 7,663.88 | 1.14 | 0.01% |
| 25 Hardee | 37,275,810 | 37,280,415 | 4,605 | 0.01% | 7,078.89 | 7,079.77 | 0.88 | 0.01% |
| 26 Hendry | 54,105,481 | 54,112,628 | 7,147 | 0.01% | 7,338.73 | 7,339.70 | 0.97 | 0.01% |
| 27 Hernando | 160,437,572 | 160,456,821 | 19,249 | 0.01% | 7,190.46 | 7,191.32 | 0.86 | 0.01% |
| 28 Highlands | 85,530,365 | 85,541,792 | 11,427 | 0.01% | 6,988.20 | 6,989.13 | 0.93 | 0.01% |
| 29 Hillsborough | 1,547,153,740 | 1,547,329,240 | 175,500 | 0.01% | 7,245.47 | 7,246.29 | 0.82 | 0.01% |
| 30 Holmes | 23,576,158 | 23,579,929 | 3,771 | 0.02% | 7,630.15 | 7,631.37 | 1.22 | 0.02% |
| 31 Indian River | 128,956,577 | 129,059,015 | 102,438 | 0.08% | 7,351.76 | 7,357.60 | 5.84 | 0.08% |
| 32 Jackson | 46,639,603 | 46,646,600 | 6,997 | 0.02% | 7,306.57 | 7,307.67 | 1.10 | 0.02% |
| 33 Jefferson | 6,345,503 | 6,346,071 | 568 | 0.01% | 9,207.19 | 9,208.01 | 0.82 | 0.01% |
| 34 Lafayette | 9,325,161 | 9,326,630 | 1,469 | 0.02% | 7,666.89 | 7,668.10 | 1.21 | 0.02% |
| 35 Lake | 295,378,599 | 295,412,776 | 34,177 | 0.01% | 7,026.12 | 7,026.93 | 0.81 | 0.01% |
| 36 Lee | 689,368,941 | 689,291,694 | (77,247) | -0.01% | 7,434.99 | 7,434.15 | (0.84) | -0.01% |
| 37 Leon | 243,870,613 | 243,898,247 | 27,634 | 0.01% | 7,199.65 | 7,200.46 | 0.81 | 0.01% |
| 38 Levy | 41,011,196 | 41,017,290 | 6,094 | 0.01% | 7,597.27 | 7,598.40 | 1.13 | 0.01% |
| 39 Liberty | 11,308,776 | 11,310,432 | 1,656 | 0.01% | 8,283.79 | 8,285.00 | 1.21 | 0.01% |
| 40 Madison | 20,104,896 | 20,107,706 | 2,810 | 0.01% | 7,361.33 | 7,362.36 | 1.03 | 0.01% |
| 41 Manatee | 350,852,452 | 350,629,218 | (223,234) | -0.06% | 7,163.36 | 7,158.80 | (4.56) | -0.06% |
| 42 Marion | 295,932,298 | 295,967,404 | 35,106 | 0.01% | 6,913.02 | 6,913.84 | 0.82 | 0.01% |
| 43 Martin | 145,627,598 | 145,727,654 | 100,056 | 0.07% | 7,699.14 | 7,704.43 | 5.29 | 0.07% |
| 44 Monroe | 76,184,960 | 76,458,698 | 273,738 | 0.36% | 9,301.00 | 9,334.42 | 33.42 | 0.36% |
| 45 Nassau | 86,333,694 | 86,534,818 | 201,124 | 0.23% | 7,284.82 | 7,301.79 | 16.97 | 0.23% |
| 46 Okaloosa | 229,677,024 | 229,702,209 | 25,185 | 0.01% | 7,354.03 | 7,354.83 | 0.80 | 0.01% |
| 47 Okeechobee | 47,794,680 | 47,800,267 | 5,587 | 0.01% | 7,326.87 | 7,327.72 | 0.85 | 0.01% |
| 48 Orange | 1,455,467,409 | 1,455,631,355 | 163,946 | 0.01% | 7,230.25 | 7,231.06 | 0.81 | 0.01% |
| 49 Osceola | 451,370,480 | 451,422,425 | 51,945 | 0.01% | 6,990.41 | 6,991.21 | 0.80 | 0.01% |
| 50 Palm Beach | 1,482,620,586 | 1,481,089,122 | (1,531,464) | -0.10% | 7,716.02 | 7,708.05 | (7.97) | -0.10% |
| 51 Pasco | 530,570,352 | 530,629,902 | 59,550 | 0.01% | 7,250.10 | 7,250.92 | 0.82 | 0.01% |
| 52 Pinellas | 738,499,919 | 738,047,515 | (452,404) | -0.06% | 7,326.07 | 7,321.59 | (4.48) | -0.06% |
| 53 Polk | 709,518,397 | 709,601,803 | 83,406 | 0.01% | 6,983.94 | 6,984.76 | 0.82 | 0.01% |
| 54 Putnam | 78,248,821 | 78,259,273 | 10,452 | 0.01% | 7,180.24 | 7,181.20 | 0.96 | 0.01% |
| 55 St. Johns | 281,931,071 | 281,963,368 | 32,297 | 0.01% | 7,142.63 | 7,143.44 | 0.81 | 0.01% |
| 56 St. Lucie | 282,754,406 | 282,786,833 | 32,427 | 0.01% | 7,143.59 | 7,144.41 | 0.82 | 0.01% |
| 57 Santa Rosa | 197,641,971 | 197,664,790 | 22,819 | 0.01% | 7,133.05 | 7,133.88 | 0.83 | 0.01% |
| 58 Sarasota | 342,312,650 | 341,874,675 | (437,975) | -0.13% | 7,972.46 | 7,962.26 | (10.20) | -0.13% |
| 59 Seminole | 474,262,956 | 474,317,255 | 54,299 | 0.01% | 7,005.00 | 7,005.80 | 0.80 | 0.01% |
| 60 Sumter | 62,287,101 | 61,921,800 | (365,301) | -0.59% | 7,400.52 | 7,357.12 | (43.40) | -0.59% |
| 61 Suwannee | 41,040,502 | 41,046,586 | 6,084 | 0.01% | 6,783.16 | 6,784.17 | 1.01 | 0.01% |
| 62 Taylor | 19,517,566 | 19,520,312 | 2,746 | 0.01% | 7,484.07 | 7,485.13 | 1.06 | 0.01% |
| 63 Union | 16,864,401 | 16,866,784 | 2,383 | 0.01% | 7,468.11 | 7,469.16 | 1.05 | 0.01% |
| 64 Volusia | 439,855,516 | 439,906,573 | 51,057 | 0.01% | 7,015.06 | 7,015.87 | 0.81 | 0.01% |
| 65 Wakulla | 36,648,725 | 36,653,301 | 4,576 | 0.01% | 7,105.95 | 7,106.84 | 0.89 | 0.01% |
| 66 Walton | 71,723,223 | 71,877,421 | 154,198 | 0.21% | 7,754.65 | 7,771.32 | 16.67 | 0.21% |
| 67 Washington | 23,608,686 | 23,612,286 | 3,600 | 0.02% | 7,621.02 | 7,622.18 | 1.16 | 0.02% |
| 68 Washington Special | 1,151,762 | 1,151,762 | 0 | 0.00% | 6,699.02 | 6,699.02 | 0.00 | 0.00% |
| 69 FAMU Lab School | 4,922,478 | 4,923,174 | 696 | 0.01% | 8,675.04 | 8,676.27 | 1.23 | 0.01% |
| 70 FAU - Palm Beach | 9,269,605 | 9,270,246 | 641 | 0.01% | 8,168.56 | 8,169.13 | 0.57 | 0.01% |
| 71 FAU - St. Lucie | 10,286,654 | 10,287,820 | 1,166 | 0.01% | 7,229.92 | 7,230.74 | 0.82 | 0.01% |
| 72 FSU Lab - Broward | 5,576,895 | 5,582,790 | 5,895 | 0.11% | 8,078.24 | 8,086.78 | 8.54 | 0.11% |
| 73 FSU Lab - Leon | 12,691,403 | 12,693,339 | 1,936 | 0.02% | 7,308.70 | 7,309.81 | 1.11 | 0.02% |
| 74 UF Lab School | 9,024,362 | 9,025,762 | 1,400 | 0.02% | 7,813.17 | 7,814.38 | 1.21 | 0.02% |
| 75 Virtual School | 170,373,727 | 170,373,727 | 0 | 0.00% | 5,258.70 | 5,258.70 | 0.00 | 0.00% |
| TOTAL | 20,641,805,116 | 20,644,233,449 | 2,428,333 | 0.01% | 7,296.23 | 7,297.08 | 0.85 | 0.01% |

2017-18 FEFP Second Calculation
 Prekindergarten through Grade 12 Funding Summary - Page 1

| District | 2017-18 | 2017-18 | \$4,203.95 | District | Base | Declining | Sparsity | State | | 0.748 |
|-----------------------|------------------|--------------|----------------|----------------------|----------------|------------|--------------|-------------|-------------|-------|
| | Unweighted | Funded | Times | Cost | | | | Funded | 0.748 | |
| FTE | FTE ¹ | FTE | Differential | Funding ² | Enrollment | Supplement | Contribution | Compression | | |
| -1- | -2- | -3- | -4- | -5- | -6- | -7- | -8- | -9- | | |
| 1 Alachua | 28,862.23 | 31,212.91 | 131,217,513 | 0.9702 | 127,307,231 | 0 | 0 | 0 | 3,152,333 | |
| 2 Baker | 4,821.21 | 5,041.84 | 21,195,643 | 0.9762 | 20,691,187 | 26,937 | 725,153 | 0 | 1,686,749 | |
| 3 Bay | 27,669.05 | 31,186.72 | 131,107,412 | 0.9636 | 126,335,102 | 0 | 0 | 0 | 1,566,068 | |
| 4 Bradford | 3,127.47 | 3,317.25 | 13,945,553 | 0.9716 | 13,549,499 | 4,734 | 1,035,203 | 0 | 827,466 | |
| 5 Brevard | 72,961.00 | 80,201.39 | 337,162,633 | 0.9891 | 333,487,560 | 0 | 0 | 0 | 7,903,136 | |
| 6 Broward | 272,510.56 | 296,721.23 | 1,247,401,215 | 1.0260 | 1,279,833,647 | 0 | 0 | 0 | 0 | |
| 7 Calhoun | 2,154.44 | 2,309.86 | 9,710,536 | 0.9300 | 9,030,798 | 9,414 | 1,657,362 | 0 | 731,497 | |
| 8 Charlotte | 15,427.48 | 16,829.58 | 70,750,713 | 0.9840 | 69,618,702 | 56,989 | 0 | 0 | 0 | |
| 9 Citrus | 15,057.52 | 16,099.42 | 67,681,157 | 0.9480 | 64,161,737 | 0 | 2,076,413 | 0 | 565,862 | |
| 10 Clay | 37,033.78 | 40,307.80 | 169,451,976 | 0.9925 | 168,181,086 | 0 | 0 | 0 | 10,132,813 | |
| 11 Collier | 46,529.44 | 51,470.67 | 216,380,123 | 1.0378 | 224,559,292 | 0 | 0 | 0 | 0 | |
| 12 Columbia | 9,888.11 | 10,385.82 | 43,661,468 | 0.9475 | 41,369,241 | 167,985 | 1,396,941 | 0 | 2,880,505 | |
| 13 Miami-Dade | 352,443.52 | 384,123.70 | 1,614,836,829 | 1.0196 | 1,646,487,631 | 668,924 | 0 | 0 | 0 | |
| 14 DeSoto | 4,933.69 | 5,208.96 | 21,898,207 | 0.9752 | 21,355,131 | 0 | 704,951 | 0 | 1,210,630 | |
| 15 Dixie | 2,194.81 | 2,354.22 | 9,897,023 | 0.9279 | 9,183,448 | 0 | 1,069,555 | 0 | 695,645 | |
| 16 Duval | 129,558.57 | 140,300.11 | 589,814,647 | 1.0114 | 596,538,534 | 0 | 0 | 0 | 17,268,862 | |
| 17 Escambia | 39,627.08 | 42,903.52 | 180,364,253 | 0.9696 | 174,881,180 | 308,868 | 0 | 0 | 6,554,715 | |
| 18 Flagler | 12,952.80 | 13,673.82 | 57,484,056 | 0.9520 | 54,724,821 | 0 | 1,217,110 | 0 | 0 | |
| 19 Franklin | 1,272.64 | 1,374.94 | 5,780,179 | 0.9178 | 5,305,048 | 2,474 | 182,256 | 0 | 0 | |
| 20 Gadsden | 5,060.10 | 5,360.38 | 22,534,770 | 0.9467 | 21,333,667 | 243,182 | 2,129,955 | 0 | 1,386,316 | |
| 21 Gilchrist | 2,690.08 | 2,973.64 | 12,501,034 | 0.9447 | 11,809,727 | 0 | 1,906,575 | 0 | 807,535 | |
| 22 Glades | 1,805.47 | 1,927.44 | 8,102,861 | 0.9745 | 7,896,238 | 0 | 1,023,979 | 0 | 424,285 | |
| 23 Gulf | 1,921.95 | 2,088.63 | 8,780,496 | 0.9356 | 8,215,032 | 0 | 1,202,579 | 0 | 0 | |
| 24 Hamilton | 1,621.82 | 1,724.69 | 7,250,511 | 0.9289 | 8,735,000 | 0 | 986,846 | 0 | 237,807 | |
| 25 Hardee | 5,265.77 | 5,543.78 | 23,305,774 | 0.9673 | 22,543,675 | 16,780 | 617,993 | 0 | 1,422,074 | |
| 26 Hendry | 7,372.59 | 7,882.74 | 33,138,645 | 0.9870 | 32,707,843 | 0 | 1,944,598 | 0 | 2,161,054 | |
| 27 Hernando | 22,312.57 | 24,106.70 | 101,343,361 | 0.9710 | 98,404,404 | 0 | 2,191,163 | 0 | 4,226,670 | |
| 28 Highlands | 12,239.26 | 12,913.78 | 54,288,885 | 0.9483 | 51,482,150 | 45,847 | 2,674,056 | 0 | 2,282,867 | |
| 29 Hillsborough | 213,533.97 | 232,791.25 | 978,642,775 | 1.0080 | 986,471,917 | 0 | 0 | 0 | 36,952,054 | |
| 30 Holmes | 3,089.87 | 3,231.65 | 13,585,695 | 0.9354 | 12,708,059 | 83,634 | 2,365,611 | 0 | 1,142,356 | |
| 31 Indian River | 17,540.92 | 18,877.69 | 79,360,865 | 1.0010 | 79,440,226 | 0 | 0 | 0 | 0 | |
| 32 Jackson | 6,383.24 | 6,874.47 | 28,899,928 | 0.9231 | 26,677,524 | 48,485 | 3,207,892 | 0 | 1,927,228 | |
| 33 Jefferson | 689.19 | 738.37 | 3,104,071 | 0.9447 | 2,932,416 | 36,057 | 439,194 | 0 | 0 | |
| 34 Lafayette | 1,218.29 | 1,309.98 | 5,507,090 | 0.9168 | 5,048,900 | 0 | 886,322 | 0 | 391,402 | |
| 35 Lake | 42,040.08 | 45,670.48 | 191,996,414 | 0.9748 | 187,158,104 | 0 | 0 | 0 | 5,429,476 | |
| 36 Lee | 92,719.58 | 99,933.89 | 420,117,077 | 1.0079 | 423,436,002 | 0 | 0 | 0 | 0 | |
| 37 Leon | 33,872.57 | 36,724.90 | 154,389,643 | 0.9670 | 149,294,785 | 16,928 | 0 | 0 | 4,416,983 | |
| 38 Levy | 5,398.15 | 5,843.32 | 24,565,025 | 0.9435 | 23,177,101 | 40,861 | 3,111,962 | 0 | 1,298,471 | |
| 39 Liberty | 1,365.17 | 1,567.56 | 6,590,028 | 0.9269 | 6,108,297 | 4,781 | 996,770 | 0 | 489,973 | |
| 40 Madison | 2,731.15 | 2,869.08 | 12,061,469 | 0.9194 | 11,089,315 | 0 | 1,051,633 | 0 | 807,464 | |
| 41 Manatee | 48,978.74 | 52,659.46 | 221,377,737 | 0.9926 | 219,739,542 | 0 | 0 | 0 | 0 | |
| 42 Marion | 42,807.96 | 45,496.88 | 191,266,609 | 0.9497 | 181,645,899 | 0 | 0 | 0 | 7,856,117 | |
| 43 Martin | 18,914.79 | 20,907.02 | 87,892,067 | 1.0110 | 88,858,880 | 0 | 0 | 0 | 0 | |
| 44 Monroe | 8,191.05 | 8,841.77 | 37,170,359 | 1.0206 | 37,936,068 | 21,494 | 0 | 0 | 0 | |
| 45 Nassau | 11,851.18 | 12,645.60 | 53,161,470 | 0.9893 | 52,592,642 | 0 | 2,777,375 | 0 | 0 | |
| 46 Okaloosa | 31,231.46 | 34,084.97 | 143,291,510 | 0.9875 | 141,500,366 | 0 | 0 | 0 | 2,702,458 | |
| 47 Okneechee | 6,523.21 | 6,900.30 | 29,008,516 | 0.9765 | 28,326,816 | 0 | 612,937 | 0 | 1,842,350 | |
| 48 Orange | 201,302.62 | 224,098.84 | 942,100,318 | 1.0025 | 944,455,569 | 0 | 0 | 0 | 3,675,786 | |
| 49 Osceola | 64,569.98 | 70,514.53 | 296,439,558 | 0.9839 | 291,666,881 | 0 | 0 | 0 | 13,962,612 | |
| 50 Palm Beach | 192,148.39 | 212,812.62 | 894,653,614 | 1.0426 | 932,765,858 | 0 | 0 | 0 | 0 | |
| 51 Pasco | 73,181.07 | 79,903.64 | 335,910,907 | 0.9864 | 331,342,519 | 0 | 0 | 0 | 16,234,489 | |
| 52 Pinellas | 100,804.33 | 109,446.47 | 460,107,488 | 1.0056 | 462,684,090 | 268,986 | 0 | 0 | 0 | |
| 53 Polk | 101,592.85 | 108,841.14 | 457,562,711 | 0.9709 | 444,247,636 | 0 | 0 | 0 | 24,577,342 | |
| 54 Putnam | 10,897.80 | 11,476.74 | 48,247,641 | 0.9623 | 46,428,705 | 35,439 | 2,896,488 | 0 | 2,606,100 | |
| 55 St. Johns | 39,471.63 | 42,915.06 | 180,412,766 | 0.9954 | 179,582,867 | 0 | 0 | 0 | 787,064 | |
| 56 St. Lucie | 39,581.55 | 41,944.87 | 176,334,136 | 0.9949 | 175,434,832 | 0 | 0 | 0 | 4,081,649 | |
| 57 Santa Rosa | 27,707.91 | 29,990.12 | 126,076,965 | 0.9661 | 121,802,956 | 0 | 0 | 0 | 6,490,024 | |
| 58 Sarasota | 42,936.88 | 47,501.29 | 199,693,048 | 1.0113 | 201,949,579 | 0 | 0 | 0 | 0 | |
| 59 Seminole | 67,703.53 | 73,061.81 | 307,148,196 | 0.9921 | 304,721,725 | 0 | 0 | 0 | 9,042,483 | |
| 60 Sumter | 8,416.58 | 8,847.27 | 37,193,481 | 0.9576 | 35,616,477 | 0 | 0 | 0 | 0 | |
| 61 Suwannee | 6,050.35 | 6,385.57 | 26,844,617 | 0.9295 | 24,952,072 | 0 | 2,077,729 | 0 | 1,654,952 | |
| 62 Taylor | 2,607.88 | 2,863.32 | 12,037,254 | 0.9201 | 11,075,477 | 33,065 | 1,102,682 | 0 | 274,975 | |
| 63 Union | 2,258.19 | 2,384.74 | 10,025,328 | 0.9630 | 9,654,391 | 32,033 | 1,056,479 | 0 | 918,699 | |
| 64 Volusia | 62,701.63 | 68,387.27 | 287,496,664 | 0.9617 | 276,485,542 | 0 | 0 | 0 | 5,563,516 | |
| 65 Wakulla | 5,157.47 | 5,522.07 | 23,214,506 | 0.9472 | 21,988,780 | 0 | 657,454 | 0 | 1,599,125 | |
| 66 Walton | 9,249.06 | 9,696.50 | 40,763,601 | 0.9653 | 39,349,104 | 0 | 0 | 0 | 0 | |
| 67 Washington | 3,097.84 | 3,325.51 | 13,980,278 | 0.9337 | 13,063,386 | 37,944 | 1,960,355 | 0 | 859,341 | |
| 68 Washington Special | 171.93 | 172.09 | 723,458 | 0.9337 | 675,493 | 0 | 0 | 0 | 0 | |
| 69 FAMU Lab School | 567.43 | 590.23 | 2,481,297 | 0.9670 | 2,399,414 | 0 | 437,652 | 203,929 | 73,993 | |
| 70 FAU - Palm Beach | 1,134.79 | 1,165.48 | 4,899,620 | 1.0426 | 5,108,344 | 0 | 580,393 | 806,461 | 0 | |
| 71 FAU - St. Lucie | 1,422.79 | 1,504.93 | 6,326,650 | 0.9949 | 6,294,384 | 0 | 0 | 550,150 | 146,718 | |
| 72 FSU Lab - Broward | 690.36 | 736.78 | 3,097,386 | 1.0260 | 3,177,918 | 0 | 0 | 351,952 | 0 | |
| 73 FSU Lab - Leon | 1,736.48 | 1,819.00 | 7,646,985 | 0.9670 | 7,394,634 | 0 | 993,745 | 624,074 | 226,437 | |
| 74 UF Lab School | 1,155.02 | 1,216.76 | 5,115,198 | 0.9702 | 4,962,765 | 0 | 844,639 | 439,566 | 126,151 | |
| 75 Virtual School | 32,398.47 | 33,029.08 | 138,852,601 | 1.0000 | 138,852,601 | 0 | 0 | 15,653,969 | 214,478 | |
| Total | 2,829,107.39 | 3,077,667.93 | 12,938,362,093 | | 12,949,995,469 | 2,211,841 | 52,800,000 | 18,630,101 | 226,497,155 | |

1. Additional Weighted FTE for the Small District Supplement, Isolated Schools, Advanced Placement, International Baccalaureate, Advanced International Certificate of Education, Early High School Graduation and Industry Certified Career Education Supplement Additional FTE are included in the Weighted FTE.
 2. Weighted FTE x BSA x DCD (column 2 x column 3 x column 4)

2017-18 FEFP Second Calculation
 Prekindergarten through Grade 12 Funding Summary - Page 2

| District | Safe Schools | ESE Guaranteed Allocation | Supplemental Academic Instruction | Reading Allocation | DJJ Supplemental Allocation | Instructional Materials | Transportation | Teachers Classroom Supply Assistance |
|-----------------------|-------------------|---------------------------|-----------------------------------|--------------------|-----------------------------|-------------------------|--------------------|--------------------------------------|
| | -1- | -2- | -3- | -4- | -5- | -6- | -7- | -8- |
| 1 Alachua | 806,589 | 11,863,267 | 8,367,354 | 1,308,198 | 199,106 | 2,434,661 | 3,684,387 | 467,362 |
| 2 Baker | 126,951 | 1,168,246 | 1,889,125 | 308,930 | 0 | 387,522 | 1,235,615 | 78,069 |
| 3 Bay | 734,558 | 9,466,310 | 8,118,478 | 1,299,087 | 155,028 | 2,293,743 | 3,903,427 | 448,041 |
| 4 Bradford | 108,926 | 1,164,107 | 926,317 | 241,994 | 0 | 258,712 | 746,655 | 50,643 |
| 5 Brevard | 1,665,082 | 29,910,859 | 19,545,452 | 3,240,642 | 198,259 | 6,170,923 | 10,281,590 | 1,181,448 |
| 6 Broward | 5,961,715 | 97,836,130 | 62,357,674 | 12,110,356 | 403,991 | 22,121,696 | 32,826,313 | 4,412,729 |
| 7 Calhoun | 84,728 | 863,384 | 488,990 | 199,642 | 0 | 176,382 | 458,091 | 34,887 |
| 8 Charlotte | 349,566 | 6,342,259 | 3,430,269 | 767,508 | 0 | 1,310,987 | 3,252,813 | 249,815 |
| 9 Citrus | 310,246 | 6,807,576 | 3,306,710 | 716,362 | 150,554 | 1,205,164 | 3,692,560 | 243,824 |
| 10 Clay | 579,703 | 12,095,414 | 9,816,116 | 1,691,292 | 121,842 | 3,019,555 | 7,134,905 | 599,683 |
| 11 Collier | 745,347 | 22,021,956 | 10,711,244 | 2,219,702 | 173,096 | 3,921,687 | 7,175,310 | 753,445 |
| 12 Columbia | 283,774 | 4,197,496 | 3,826,020 | 502,737 | 0 | 808,239 | 2,052,568 | 160,117 |
| 13 Miami-Dade | 9,598,084 | 137,834,379 | 118,733,550 | 15,546,854 | 562,155 | 27,528,323 | 20,689,001 | 5,707,073 |
| 14 DeSoto | 152,815 | 2,158,649 | 1,846,008 | 315,153 | 45,876 | 387,833 | 820,819 | 79,874 |
| 15 Dixie | 104,274 | 601,780 | 485,359 | 201,073 | 0 | 186,648 | 590,211 | 35,540 |
| 16 Duval | 3,395,927 | 49,717,843 | 33,380,203 | 5,706,111 | 394,954 | 10,442,141 | 19,911,797 | 2,097,925 |
| 17 Escambia | 1,222,942 | 14,691,515 | 11,044,003 | 1,754,900 | 202,424 | 3,103,847 | 10,090,591 | 641,676 |
| 18 Flagler | 280,776 | 6,162,831 | 2,776,584 | 627,913 | 0 | 1,090,695 | 2,603,325 | 209,743 |
| 19 Franklin | 88,006 | 470,324 | 281,500 | 164,722 | 0 | 111,377 | 337,436 | 20,608 |
| 20 Gadsden | 161,348 | 1,655,147 | 1,398,859 | 314,952 | 0 | 416,589 | 1,522,338 | 81,938 |
| 21 Gilchrist | 82,819 | 1,063,774 | 594,423 | 225,688 | 0 | 244,394 | 457,429 | 43,560 |
| 22 Glades | 89,470 | 628,375 | 340,562 | 189,008 | 0 | 166,330 | 213,323 | 29,236 |
| 23 Gulf | 95,865 | 191,630 | 388,770 | 191,996 | 0 | 162,531 | 381,483 | 31,122 |
| 24 Hamilton | 99,983 | 571,226 | 349,359 | 178,124 | 0 | 127,403 | 323,803 | 26,262 |
| 25 Hardee | 132,030 | 1,890,354 | 1,166,886 | 326,293 | 0 | 418,280 | 1,124,354 | 85,268 |
| 26 Hendry | 209,366 | 2,536,525 | 1,600,383 | 421,557 | 0 | 594,331 | 1,505,731 | 119,383 |
| 27 Hernando | 489,435 | 9,522,533 | 5,353,664 | 1,037,304 | 0 | 1,818,955 | 4,986,871 | 361,305 |
| 28 Highlands | 313,955 | 4,327,659 | 2,731,724 | 597,521 | 0 | 992,427 | 2,511,095 | 198,189 |
| 29 Hillsborough | 3,472,788 | 84,087,772 | 50,974,423 | 9,360,797 | 524,713 | 17,121,289 | 32,432,933 | 3,457,728 |
| 30 Holmes | 99,817 | 1,060,506 | 675,386 | 234,107 | 0 | 256,446 | 729,802 | 50,034 |
| 31 Indian River | 425,252 | 5,321,360 | 4,010,841 | 859,561 | 0 | 1,405,734 | 3,755,621 | 284,038 |
| 32 Jackson | 172,272 | 2,277,473 | 1,287,779 | 365,037 | 51,570 | 524,223 | 1,575,197 | 103,363 |
| 33 Jefferson | 85,883 | 458,646 | 297,176 | 142,484 | 0 | 55,628 | 177,150 | 11,160 |
| 34 Lafayette | 76,100 | 275,365 | 210,158 | 162,321 | 0 | 101,485 | 196,128 | 19,695 |
| 35 Lake | 875,776 | 13,781,270 | 10,349,162 | 1,869,156 | 0 | 3,332,631 | 8,811,203 | 680,750 |
| 36 Lee | 1,630,853 | 42,245,920 | 20,136,051 | 4,083,692 | 264,125 | 7,720,110 | 22,519,860 | 1,501,396 |
| 37 Leon | 1,221,290 | 17,761,898 | 9,803,641 | 1,514,279 | 143,563 | 2,657,665 | 5,093,465 | 548,494 |
| 38 Levy | 170,701 | 2,011,356 | 1,253,309 | 332,229 | 0 | 434,010 | 1,398,154 | 87,412 |
| 39 Liberty | 72,306 | 492,162 | 285,517 | 172,251 | 220,862 | 110,558 | 286,741 | 22,106 |
| 40 Madison | 120,905 | 1,288,563 | 739,278 | 218,936 | 105,121 | 233,154 | 595,746 | 44,225 |
| 41 Manatee | 1,096,462 | 21,172,474 | 11,622,570 | 2,174,529 | 243,537 | 4,107,114 | 7,318,097 | 793,106 |
| 42 Marion | 872,116 | 16,547,387 | 13,349,904 | 1,817,493 | 242,439 | 3,443,229 | 10,277,921 | 693,184 |
| 43 Martin | 370,693 | 7,321,240 | 4,167,341 | 947,838 | 44,524 | 1,748,581 | 2,896,883 | 306,285 |
| 44 Monroe | 292,438 | 3,094,061 | 1,790,129 | 470,559 | 0 | 635,023 | 1,059,841 | 132,637 |
| 45 Nassau | 213,329 | 3,302,777 | 2,613,625 | 607,929 | 0 | 1,035,294 | 2,797,727 | 191,905 |
| 46 Okaloosa | 628,532 | 12,607,330 | 8,744,103 | 1,441,225 | 257,027 | 2,602,961 | 6,574,232 | 505,727 |
| 47 Okeechobee | 189,494 | 2,885,506 | 1,977,923 | 380,496 | 250,081 | 533,852 | 1,660,003 | 105,629 |
| 48 Orange | 4,935,115 | 58,525,301 | 47,775,069 | 8,966,995 | 412,564 | 16,603,471 | 30,201,529 | 3,259,668 |
| 49 Osceola | 1,090,209 | 17,769,828 | 13,880,962 | 2,848,674 | 47,518 | 5,588,840 | 11,435,779 | 1,045,573 |
| 50 Palm Beach | 4,313,782 | 73,650,788 | 40,974,578 | 8,857,432 | 253,514 | 15,538,688 | 26,824,044 | 3,111,434 |
| 51 Pasco | 1,369,171 | 30,166,376 | 20,862,262 | 3,220,538 | 176,726 | 6,146,563 | 16,026,255 | 1,185,012 |
| 52 Pinellas | 3,221,465 | 45,372,628 | 23,198,747 | 4,451,548 | 383,892 | 8,102,973 | 12,482,543 | 1,632,312 |
| 53 Polk | 1,880,896 | 36,677,414 | 25,260,683 | 4,278,751 | 336,055 | 8,266,149 | 22,643,863 | 1,645,080 |
| 54 Putnam | 297,269 | 3,507,738 | 2,972,164 | 550,157 | 0 | 856,892 | 2,550,583 | 176,467 |
| 55 St. Johns | 586,631 | 12,719,644 | 7,850,323 | 1,798,157 | 244,743 | 3,438,208 | 9,114,027 | 639,159 |
| 56 St. Lucie | 749,921 | 16,349,309 | 10,265,959 | 1,759,279 | 116,310 | 3,265,718 | 9,631,282 | 640,939 |
| 57 Santa Rosa | 386,002 | 9,810,583 | 8,021,453 | 1,256,609 | 0 | 2,476,513 | 6,593,892 | 448,671 |
| 58 Sarasota | 952,133 | 23,158,267 | 8,758,112 | 2,007,791 | 0 | 3,586,379 | 6,387,727 | 695,271 |
| 59 Seminole | 1,243,972 | 20,662,822 | 16,579,718 | 2,971,032 | 0 | 5,373,268 | 11,610,582 | 1,096,315 |
| 60 Sumter | 207,839 | 3,721,377 | 1,700,842 | 448,819 | 0 | 710,545 | 1,026,615 | 136,289 |
| 61 Suwannee | 145,933 | 441,598 | 1,269,309 | 348,865 | 0 | 495,480 | 1,336,652 | 97,973 |
| 62 Taylor | 123,245 | 1,032,163 | 588,315 | 218,806 | 0 | 220,759 | 518,786 | 42,229 |
| 63 Union | 84,431 | 601,891 | 504,119 | 205,487 | 41,598 | 186,517 | 471,975 | 36,567 |
| 64 Volusia | 1,614,640 | 24,140,540 | 16,914,414 | 2,706,386 | 231,373 | 5,126,829 | 10,516,944 | 1,015,319 |
| 65 Wakulla | 136,596 | 1,599,546 | 964,660 | 321,092 | 0 | 426,386 | 1,777,768 | 83,514 |
| 66 Walton | 222,322 | 2,855,666 | 1,587,184 | 483,803 | 57,473 | 859,095 | 2,206,813 | 149,769 |
| 67 Washington | 108,596 | 742,172 | 858,989 | 237,344 | 0 | 259,567 | 847,082 | 50,163 |
| 68 Washington Special | 1,215 | 43,591 | 87,455 | 121,331 | 199,390 | 15,345 | 0 | 2,784 |
| 69 FAMU Lab School | 66,669 | 51,888 | 326,688 | 137,489 | 0 | 56,731 | 0 | 9,188 |
| 70 FAU - Palm Beach | 70,678 | 106,771 | 297,008 | 162,878 | 0 | 261,900 | 0 | 18,375 |
| 71 FAU - St. Lucie | 72,713 | 186,472 | 424,858 | 173,995 | 0 | 108,105 | 0 | 23,039 |
| 72 FSU Lab - Broward | 67,538 | 165,781 | 143,443 | 144,785 | 0 | 52,151 | 0 | 11,179 |
| 73 FSU Lab - Leon | 74,930 | 307,044 | 294,562 | 184,307 | 0 | 150,472 | 0 | 28,119 |
| 74 UF Lab School | 70,821 | 229,557 | 301,853 | 161,514 | 0 | 104,016 | 0 | 18,703 |
| 75 Virtual School | 0 | 419,005 | 0 | 1,416,408 | 0 | 2,505,336 | 0 | 0 |
| Total | 64,456,019 | 1,060,770,374 | 712,207,631 | 130,000,000 | 7,456,003 | 230,743,258 | 438,875,286 | 45,286,750 |

2017-18 FEFP Second Calculation
 Prekindergarten through Grade 12 Funding Summary - Page 3

| District | Virtual Education Contribution | Digital Classrooms Allocation | Federally Connected Student Supplement | Gross State & Local FEFP | Required Local Effort Taxes | Net State FEFP |
|-----------------------|--------------------------------|-------------------------------|--|--------------------------|-----------------------------|----------------|
| | -1- | -2- | -3- | -4- | -5- | -6- |
| 1 Alachua | 63,072 | 948,923 | 0 | 160,602,483 | 64,172,635 | 96,429,848 |
| 2 Baker | 94 | 574,989 | 0 | 28,899,567 | 3,752,738 | 25,146,829 |
| 3 Bay | 4,899 | 930,364 | 890,714 | 156,145,819 | 68,951,677 | 87,194,142 |
| 4 Bradford | 5,415 | 548,645 | 0 | 19,468,316 | 4,043,441 | 15,424,875 |
| 5 Brevard | 22,487 | 1,634,835 | 2,501,028 | 417,743,301 | 160,446,482 | 257,296,819 |
| 6 Broward | 0 | 4,738,628 | 0 | 1,522,602,879 | 782,307,293 | 740,295,586 |
| 7 Calhoun | 20,242 | 533,510 | 0 | 14,288,927 | 1,829,866 | 12,459,061 |
| 8 Charlotte | 0 | 739,959 | 0 | 86,118,867 | 71,250,974 | 14,867,893 |
| 9 Citrus | 4,271 | 734,205 | 0 | 83,975,484 | 39,425,778 | 44,549,706 |
| 10 Clay | 36,134 | 1,076,023 | 579,411 | 215,063,977 | 44,793,061 | 170,270,916 |
| 11 Collier | 0 | 1,223,719 | 0 | 273,504,798 | 246,121,859 | 27,382,939 |
| 12 Columbia | 32,556 | 653,800 | 0 | 58,331,979 | 11,316,232 | 47,015,747 |
| 13 Miami-Dade | 0 | 5,981,905 | 82,971 | 1,989,420,850 | 1,281,821,103 | 707,599,747 |
| 14 DeSoto | 1,184 | 576,723 | 0 | 29,655,646 | 6,914,780 | 22,740,866 |
| 15 Dixie | 9,997 | 534,138 | 0 | 13,697,668 | 2,168,063 | 11,529,605 |
| 16 Duval | 6,778 | 2,515,154 | 533,465 | 741,909,694 | 260,820,987 | 481,088,707 |
| 17 Escambia | 106,384 | 1,116,359 | 1,861,900 | 227,580,494 | 75,149,207 | 152,431,287 |
| 18 Flagler | 53,230 | 701,468 | 0 | 70,448,496 | 37,389,789 | 33,058,707 |
| 19 Franklin | 0 | 519,795 | 0 | 7,483,546 | 6,735,785 | 747,761 |
| 20 Gadsden | 2,429 | 578,705 | 0 | 31,225,425 | 6,261,798 | 24,963,627 |
| 21 Gilchrist | 9,021 | 541,841 | 0 | 17,786,786 | 2,919,130 | 14,867,656 |
| 22 Glades | 63 | 528,082 | 283,402 | 11,812,353 | 2,548,562 | 9,263,791 |
| 23 Gulf | 2,420 | 529,894 | 0 | 11,393,322 | 7,192,621 | 4,200,701 |
| 24 Hamilton | 6,920 | 525,226 | 0 | 10,167,959 | 3,209,031 | 6,958,928 |
| 25 Hardee | 15,749 | 581,904 | 0 | 30,341,640 | 6,745,848 | 23,595,792 |
| 26 Hendry | 174 | 614,673 | 0 | 44,415,618 | 8,131,901 | 36,283,717 |
| 27 Hernando | 78,955 | 847,050 | 0 | 129,318,309 | 39,162,939 | 90,155,370 |
| 28 Highlands | 18,378 | 690,369 | 0 | 68,866,237 | 21,308,031 | 47,558,206 |
| 29 Hillsborough | 0 | 3,821,307 | 1,222,526 | 1,229,900,247 | 393,149,553 | 836,750,694 |
| 30 Holmes | 30,512 | 548,060 | 0 | 19,984,330 | 2,111,619 | 17,872,711 |
| 31 Indian River | 0 | 772,831 | 0 | 96,275,464 | 72,891,166 | 23,384,298 |
| 32 Jackson | 13,482 | 599,285 | 0 | 38,830,810 | 6,751,271 | 32,079,539 |
| 33 Jefferson | 930 | 510,720 | 0 | 5,147,444 | 2,639,310 | 2,508,134 |
| 34 Lafayette | 3,562 | 518,918 | 0 | 7,890,356 | 1,154,375 | 6,735,981 |
| 35 Lake | 28,780 | 1,153,891 | 0 | 233,470,199 | 87,764,871 | 145,705,328 |
| 36 Lee | 0 | 1,942,160 | 68,481 | 525,548,650 | 347,279,575 | 178,269,075 |
| 37 Leon | 30,585 | 1,026,854 | 0 | 193,530,430 | 70,258,664 | 123,271,766 |
| 38 Levy | 2,011 | 583,963 | 0 | 33,901,540 | 7,765,306 | 26,136,234 |
| 39 Liberty | 190 | 521,234 | 0 | 9,783,748 | 997,494 | 8,786,254 |
| 40 Madison | 3,688 | 542,480 | 0 | 16,840,508 | 3,033,847 | 13,806,661 |
| 41 Manatee | 10,644 | 1,261,815 | 0 | 269,539,890 | 149,947,055 | 119,592,835 |
| 42 Marion | 108,861 | 1,165,835 | 0 | 238,020,385 | 75,352,412 | 162,667,973 |
| 43 Martin | 0 | 794,201 | 0 | 107,456,466 | 92,320,555 | 15,135,911 |
| 44 Monroe | 0 | 627,404 | 996,118 | 47,055,772 | 42,341,479 | 4,714,293 |
| 45 Nassau | 4,351 | 684,333 | 0 | 66,821,287 | 35,203,039 | 31,618,248 |
| 46 Okaloosa | 23,704 | 985,774 | 2,582,708 | 181,156,147 | 73,073,931 | 108,082,216 |
| 47 Okeechobee | 17,245 | 601,462 | 0 | 39,383,794 | 7,880,756 | 31,503,038 |
| 48 Orange | 0 | 3,631,060 | 0 | 1,122,442,127 | 531,958,376 | 590,483,751 |
| 49 Osceola | 52,383 | 1,504,321 | 0 | 360,893,580 | 106,284,287 | 254,609,293 |
| 50 Palm Beach | 0 | 3,488,675 | 26,271 | 1,109,805,064 | 778,249,536 | 331,555,528 |
| 51 Pasco | 71,287 | 1,638,258 | 0 | 428,439,456 | 113,171,325 | 315,268,131 |
| 52 Pinellas | 0 | 2,067,910 | 32,130 | 563,899,224 | 328,963,269 | 234,935,955 |
| 53 Polk | 106,609 | 2,080,175 | 0 | 572,000,653 | 143,316,669 | 428,683,984 |
| 54 Putnam | 17,620 | 669,504 | 0 | 63,565,126 | 14,994,348 | 48,570,778 |
| 55 St. Johns | 19,969 | 1,113,942 | 0 | 217,894,734 | 106,489,562 | 111,405,172 |
| 56 St. Lucie | 21,156 | 1,115,651 | 0 | 223,432,005 | 88,515,702 | 134,916,303 |
| 57 Santa Rosa | 34,295 | 930,969 | 1,222,746 | 159,474,713 | 41,720,213 | 117,754,500 |
| 58 Sarasota | 0 | 1,167,840 | 0 | 248,663,099 | 223,818,768 | 24,844,331 |
| 59 Seminole | 100,825 | 1,553,060 | 0 | 374,955,802 | 139,031,409 | 235,924,393 |
| 60 Sumter | 0 | 630,911 | 0 | 44,199,714 | 39,782,578 | 4,417,136 |
| 61 Suwannee | 32,369 | 594,107 | 0 | 33,447,039 | 7,282,302 | 26,164,737 |
| 62 Taylor | 0 | 540,563 | 0 | 15,771,065 | 5,747,413 | 10,023,652 |
| 63 Union | 15,916 | 535,124 | 0 | 14,345,227 | 1,096,933 | 13,248,294 |
| 64 Volusia | 68,005 | 1,475,261 | 0 | 345,858,769 | 143,351,127 | 202,507,642 |
| 65 Wakulla | 1,984 | 580,219 | 0 | 30,137,124 | 5,356,068 | 24,781,056 |
| 66 Walton | 0 | 643,860 | 0 | 48,415,089 | 43,569,456 | 4,845,633 |
| 67 Washington | 13,696 | 548,184 | 0 | 19,576,819 | 3,883,533 | 15,693,286 |
| 68 Washington Special | 0 | 2,674 | 0 | 1,149,278 | 0 | 1,149,278 |
| 69 FAMU Lab School | 1,770 | 508,826 | 0 | 4,274,237 | 0 | 4,274,237 |
| 70 FAU - Palm Beach | 0 | 517,651 | 0 | 7,930,459 | 0 | 7,930,459 |
| 71 FAU - St. Lucie | 0 | 522,130 | 0 | 8,502,564 | 0 | 8,502,564 |
| 72 FSU Lab - Broward | 0 | 510,738 | 0 | 4,625,485 | 0 | 4,625,485 |
| 73 FSU Lab - Leon | 10,693 | 527,009 | 0 | 10,816,026 | 0 | 10,816,026 |
| 74 UF Lab School | 2,181 | 517,965 | 0 | 7,779,731 | 0 | 7,779,731 |
| 75 Virtual School | 10,801,326 | 0 | 0 | 169,863,123 | 0 | 169,863,123 |
| Total | 12,151,481 | 80,000,000 | 12,883,871 | 16,044,965,239 | 7,605,390,763 | 8,439,574,476 |

2017-18 FEFP Second Calculation
 Add-On Weighted FTE

| District | Advanced Placement | IB Exam | IB Diploma | AICE Diploma | AICE Score | Isolated Schools | ESE Supplement | Early Graduation | Industry-Certified Career Ed. Supplement | Total Add-On |
|-----------------------|--------------------|----------|------------|--------------|------------|------------------|----------------|------------------|--|--------------|
| | FTE | FTE | FTE | FTE | FTE | FTE | FTE | FTE | FTE | FTE |
| | -1- | -2- | -3- | -4- | -5- | -6- | -7- | -8- | -9- | -10- |
| 1 Alachua | 488.48 | 133.76 | 32.10 | 25.50 | 121.28 | 0.00 | 0.00 | 2.50 | 160.23 | 963.85 |
| 2 Baker | 0.64 | 0.00 | 0.00 | 0.00 | 0.00 | 0.00 | 5.26 | 0.00 | 19.30 | 25.20 |
| 3 Bay | 162.88 | 37.12 | 9.90 | 23.10 | 81.92 | 0.00 | 0.00 | 0.00 | 89.35 | 404.27 |
| 4 Bradford | 0.16 | 0.00 | 0.00 | 0.00 | 0.00 | 0.00 | 2.07 | 0.00 | 9.20 | 11.43 |
| 5 Brevard | 676.48 | 63.04 | 13.50 | 63.60 | 262.24 | 0.00 | 0.00 | 10.75 | 459.60 | 1,549.21 |
| 6 Broward | 2,888.00 | 112.96 | 42.60 | 147.90 | 885.12 | 0.00 | 0.00 | 0.00 | 790.05 | 4,866.63 |
| 7 Calhoun | 0.00 | 0.00 | 0.00 | 0.00 | 0.00 | 0.00 | 2.23 | 0.00 | 14.78 | 17.01 |
| 8 Charlotte | 100.00 | 0.00 | 0.00 | 0.00 | 15.36 | 0.00 | 0.00 | 7.50 | 114.79 | 237.65 |
| 9 Citrus | 90.24 | 40.32 | 10.50 | 0.00 | 0.00 | 0.00 | 0.00 | 23.25 | 61.90 | 226.21 |
| 10 Clay | 326.72 | 51.84 | 13.50 | 38.40 | 186.72 | 0.00 | 0.00 | 0.00 | 223.85 | 841.03 |
| 11 Collier | 354.72 | 0.00 | 0.00 | 39.00 | 320.00 | 96.73 | 0.00 | 8.00 | 224.40 | 1,042.85 |
| 12 Columbia | 30.72 | 0.00 | 0.00 | 0.00 | 0.00 | 0.00 | 0.00 | 4.00 | 14.23 | 48.95 |
| 13 Miami-Dade | 3,906.24 | 413.12 | 123.60 | 68.70 | 783.04 | 0.00 | 0.00 | 0.25 | 1,143.95 | 6,438.90 |
| 14 DeSoto | 3.84 | 0.00 | 0.00 | 0.00 | 0.00 | 0.00 | 2.07 | 1.00 | 21.70 | 28.61 |
| 15 Dixie | 5.12 | 0.00 | 0.00 | 0.00 | 0.00 | 0.00 | 0.00 | 3.50 | 18.90 | 27.52 |
| 16 Duval | 1,052.48 | 246.08 | 59.40 | 49.20 | 276.32 | 0.00 | 0.00 | 66.50 | 111.95 | 1,861.93 |
| 17 Escambia | 186.72 | 67.52 | 20.70 | 0.00 | 0.00 | 0.00 | 0.00 | 4.75 | 230.58 | 510.27 |
| 18 Flagler | 74.88 | 24.64 | 3.60 | 0.00 | 0.00 | 0.00 | 0.00 | 4.00 | 19.40 | 126.52 |
| 19 Franklin | 0.00 | 0.00 | 0.00 | 0.00 | 0.00 | 0.00 | 0.00 | 0.00 | 1.95 | 1.95 |
| 20 Gadsden | 0.00 | 0.00 | 0.00 | 0.00 | 0.00 | 0.00 | 5.26 | 0.50 | 31.38 | 37.14 |
| 21 Gilchrist | 0.16 | 0.00 | 0.00 | 0.00 | 0.00 | 0.00 | 0.00 | 3.00 | 26.80 | 29.96 |
| 22 Glades | 0.00 | 0.00 | 0.00 | 0.00 | 0.00 | 0.00 | 0.00 | 1.00 | 4.20 | 5.20 |
| 23 Gulf | 0.00 | 0.00 | 0.00 | 0.00 | 0.00 | 0.00 | 0.00 | 0.00 | 9.73 | 9.73 |
| 24 Hamilton | 0.32 | 0.00 | 0.00 | 0.00 | 0.00 | 0.00 | 0.00 | 0.00 | 7.05 | 7.37 |
| 25 Hardee | 7.04 | 0.00 | 0.00 | 0.00 | 0.00 | 0.00 | 0.00 | 0.00 | 9.10 | 16.14 |
| 26 Hendry | 40.00 | 0.00 | 0.00 | 0.00 | 0.00 | 0.00 | 0.00 | 3.25 | 19.50 | 62.75 |
| 27 Hernando | 114.08 | 23.36 | 7.20 | 0.00 | 0.00 | 0.00 | 0.00 | 4.75 | 155.40 | 304.79 |
| 28 Highlands | 28.96 | 14.88 | 3.30 | 0.00 | 0.00 | 0.00 | 0.00 | 0.00 | 25.30 | 72.44 |
| 29 Hillsborough | 2,770.72 | 415.68 | 128.40 | 0.00 | 12.48 | 0.00 | 0.00 | 147.25 | 561.25 | 4,035.78 |
| 30 Holmes | 0.00 | 0.00 | 0.00 | 0.00 | 0.00 | 0.00 | 0.00 | 0.50 | 25.80 | 26.30 |
| 31 Indian River | 124.16 | 37.60 | 6.60 | 0.00 | 0.00 | 0.00 | 0.00 | 15.75 | 70.48 | 254.59 |
| 32 Jackson | 12.00 | 0.00 | 0.00 | 0.00 | 0.00 | 0.00 | 5.26 | 0.00 | 23.20 | 40.46 |
| 33 Jefferson | 0.00 | 0.00 | 0.00 | 0.00 | 0.00 | 0.00 | 2.21 | 0.00 | 6.40 | 8.61 |
| 34 Lafayette | 0.00 | 0.00 | 0.00 | 0.00 | 0.00 | 0.00 | 0.00 | 0.50 | 30.70 | 31.20 |
| 35 Lake | 323.36 | 0.00 | 0.00 | 0.00 | 0.00 | 0.00 | 0.00 | 15.25 | 320.93 | 659.54 |
| 36 Lee | 356.16 | 226.88 | 68.70 | 130.20 | 515.68 | 0.00 | 0.00 | 42.75 | 611.08 | 1,951.45 |
| 37 Leon | 485.44 | 32.00 | 6.00 | 0.00 | 0.00 | 0.00 | 0.00 | 30.75 | 88.70 | 642.89 |
| 38 Levy | 11.36 | 0.00 | 0.00 | 0.00 | 0.00 | 106.54 | 5.26 | 0.00 | 48.88 | 172.04 |
| 39 Liberty | 0.32 | 0.00 | 0.00 | 0.00 | 0.00 | 0.00 | 0.00 | 0.00 | 13.20 | 13.52 |
| 40 Madison | 0.00 | 0.00 | 0.00 | 0.00 | 0.00 | 0.00 | 0.00 | 0.00 | 29.70 | 29.70 |
| 41 Manatee | 264.96 | 48.00 | 9.90 | 9.00 | 72.80 | 0.00 | 0.00 | 16.50 | 253.15 | 674.31 |
| 42 Marion | 197.76 | 99.84 | 27.30 | 20.10 | 175.36 | 0.00 | 0.00 | 3.25 | 113.95 | 637.56 |
| 43 Martin | 234.24 | 52.96 | 14.10 | 0.00 | 0.00 | 0.00 | 0.00 | 3.00 | 112.43 | 416.73 |
| 44 Monroe | 100.32 | 0.00 | 0.00 | 0.00 | 0.00 | 0.00 | 1.05 | 2.00 | 39.70 | 143.07 |
| 45 Nassau | 76.80 | 0.00 | 0.00 | 0.00 | 0.00 | 0.00 | 0.00 | 29.25 | 126.98 | 233.03 |
| 46 Okaloosa | 327.84 | 41.76 | 11.40 | 1.80 | 149.92 | 0.00 | 0.00 | 0.00 | 306.90 | 839.62 |
| 47 Okeechobee | 10.88 | 0.00 | 0.00 | 0.00 | 0.00 | 0.00 | 4.37 | 0.00 | 43.20 | 58.45 |
| 48 Orange | 2,558.24 | 244.48 | 70.80 | 0.30 | 38.72 | 0.00 | 0.00 | 83.25 | 740.43 | 3,736.22 |
| 49 Osceola | 312.00 | 95.04 | 27.00 | 0.00 | 0.00 | 0.00 | 0.00 | 32.25 | 255.80 | 722.09 |
| 50 Palm Beach | 2,129.28 | 379.84 | 105.30 | 259.20 | 2,344.00 | 0.00 | 0.00 | 52.00 | 1,502.25 | 6,771.87 |
| 51 Pasco | 580.64 | 93.76 | 23.10 | 1.20 | 40.32 | 0.00 | 0.00 | 0.00 | 180.60 | 919.62 |
| 52 Pinellas | 837.12 | 222.72 | 69.90 | 19.20 | 193.92 | 0.00 | 0.00 | 83.75 | 451.13 | 1,877.74 |
| 53 Polk | 342.40 | 104.64 | 24.30 | 0.00 | 18.56 | 0.00 | 0.00 | 0.00 | 467.88 | 957.78 |
| 54 Putnam | 7.52 | 0.00 | 0.00 | 0.00 | 43.36 | 0.00 | 0.00 | 3.75 | 15.20 | 69.83 |
| 55 St. Johns | 832.64 | 141.60 | 35.40 | 18.90 | 115.84 | 0.00 | 0.00 | 10.50 | 196.75 | 1,351.63 |
| 56 St. Lucie | 66.72 | 60.00 | 12.30 | 13.80 | 68.16 | 0.00 | 0.00 | 3.00 | 146.30 | 370.28 |
| 57 Santa Rosa | 160.00 | 0.00 | 0.00 | 0.00 | 9.60 | 0.00 | 0.00 | 1.50 | 146.33 | 317.43 |
| 58 Sarasota | 505.76 | 135.68 | 34.50 | 42.60 | 278.72 | 0.00 | 0.00 | 13.25 | 262.06 | 1,272.57 |
| 59 Seminole | 1,345.60 | 93.44 | 27.60 | 0.00 | 0.00 | 0.00 | 0.00 | 15.50 | 420.50 | 1,902.64 |
| 60 Sumter | 24.32 | 0.00 | 0.00 | 0.00 | 0.00 | 0.00 | 4.08 | 0.00 | 23.80 | 52.20 |
| 61 Suwannee | 22.08 | 0.00 | 0.00 | 0.00 | 0.00 | 0.00 | 1.12 | 0.00 | 63.78 | 86.98 |
| 62 Taylor | 2.56 | 0.00 | 0.00 | 0.00 | 0.00 | 93.15 | 1.10 | 0.00 | 24.60 | 121.41 |
| 63 Union | 2.24 | 0.00 | 0.00 | 0.00 | 0.00 | 0.00 | 0.00 | 0.00 | 12.10 | 14.34 |
| 64 Volusia | 417.60 | 184.80 | 48.30 | 0.00 | 0.00 | 0.00 | 0.00 | 15.00 | 302.63 | 968.33 |
| 65 Wakulla | 12.80 | 0.00 | 0.00 | 0.00 | 0.00 | 0.00 | 0.00 | 5.00 | 83.50 | 101.30 |
| 66 Walton | 34.24 | 0.00 | 0.00 | 0.00 | 0.00 | 0.00 | 2.01 | 0.50 | 34.95 | 71.70 |
| 67 Washington | 1.60 | 0.00 | 0.00 | 0.00 | 0.00 | 0.00 | 0.00 | 1.50 | 15.40 | 18.50 |
| 68 Washington Special | 0.00 | 0.00 | 0.00 | 0.00 | 0.00 | 0.00 | 0.00 | 0.00 | 0.00 | 0.00 |
| 69 FAMU Lab School | 0.00 | 0.00 | 0.00 | 0.00 | 0.00 | 0.00 | 0.00 | 0.50 | 0.00 | 0.50 |
| 70 FAU - Palm Beach | 0.00 | 0.00 | 0.00 | 0.00 | 0.00 | 0.00 | 0.00 | 2.00 | 0.00 | 2.00 |
| 71 FAU - St. Lucie | 0.00 | 0.00 | 0.00 | 0.00 | 0.00 | 0.00 | 0.00 | 0.00 | 0.00 | 0.00 |
| 72 FSU Lab - Broward | 0.00 | 0.00 | 0.00 | 0.00 | 0.00 | 0.00 | 0.00 | 0.00 | 0.00 | 0.00 |
| 73 FSU Lab - Leon | 29.76 | 0.00 | 0.00 | 0.00 | 0.00 | 0.00 | 0.00 | 1.25 | 8.90 | 39.91 |
| 74 UF Lab | 38.24 | 0.00 | 0.00 | 0.00 | 0.00 | 0.00 | 0.00 | 0.00 | 0.00 | 38.24 |
| 75 Virtual School | 358.08 | 0.00 | 0.00 | 0.00 | 0.00 | 0.00 | 0.00 | 11.50 | 14.65 | 384.23 |
| Total | 26,456.64 | 3,939.36 | 1,090.80 | 971.70 | 7,009.44 | 296.42 | 43.35 | 791.25 | 12,214.74 | 52,813.70 |

2017-18 FEFP Second Calculation
 Florida Price Level Index (FPLI) and District Cost Differential (DCD)

| District | 80% | | | | | | District Cost Differential |
|-----------------------|-----------|-----------|-----------|-------------------------|-------------------------|--------|----------------------------|
| | 2014 FPLI | 2015 FPLI | 2016 FPLI | Three Year Average FPLI | Three Year Average FPLI | Add 20 | |
| | -1- | -2- | -3- | -4- | -5- | -6- | -7- |
| 1 Alachua | 96.56 | 95.83 | 96.43 | 96.27 | 77.02 | 97.02 | 0.9702 |
| 2 Baker | 97.07 | 97.06 | 96.94 | 97.02 | 77.62 | 97.62 | 0.9762 |
| 3 Bay | 95.39 | 95.02 | 95.93 | 95.45 | 76.36 | 96.36 | 0.9636 |
| 4 Bradford | 96.50 | 96.49 | 96.37 | 96.45 | 77.16 | 97.16 | 0.9716 |
| 5 Brevard | 99.04 | 98.59 | 98.29 | 98.64 | 78.91 | 98.91 | 0.9891 |
| 6 Broward | 103.81 | 103.23 | 102.71 | 103.25 | 82.60 | 102.60 | 1.0260 |
| 7 Calhoun | 91.19 | 90.84 | 91.71 | 91.25 | 73.00 | 93.00 | 0.9300 |
| 8 Charlotte | 98.89 | 98.10 | 97.00 | 98.00 | 78.40 | 98.40 | 0.9840 |
| 9 Citrus | 93.35 | 93.69 | 93.45 | 93.50 | 74.80 | 94.80 | 0.9480 |
| 10 Clay | 99.11 | 99.10 | 98.98 | 99.06 | 79.25 | 99.25 | 0.9925 |
| 11 Collier | 105.01 | 104.47 | 104.69 | 104.72 | 83.78 | 103.78 | 1.0378 |
| 12 Columbia | 93.48 | 93.47 | 93.35 | 93.43 | 74.75 | 94.75 | 0.9475 |
| 13 Miami-Dade | 102.39 | 102.63 | 102.33 | 102.45 | 81.96 | 101.96 | 1.0196 |
| 14 DeSoto | 97.89 | 97.10 | 95.71 | 96.90 | 77.52 | 97.52 | 0.9752 |
| 15 Dixie | 91.26 | 90.57 | 91.14 | 90.99 | 72.79 | 92.79 | 0.9279 |
| 16 Duval | 101.47 | 101.46 | 101.34 | 101.42 | 81.14 | 101.14 | 1.0114 |
| 17 Escambia | 96.05 | 95.96 | 96.60 | 96.20 | 76.96 | 96.96 | 0.9696 |
| 18 Flagler | 94.04 | 94.03 | 93.92 | 94.00 | 75.20 | 95.20 | 0.9520 |
| 19 Franklin | 88.87 | 89.16 | 91.13 | 89.72 | 71.78 | 91.78 | 0.9178 |
| 20 Gadsden | 92.98 | 93.29 | 93.76 | 93.34 | 74.67 | 94.67 | 0.9467 |
| 21 Gilchrist | 93.37 | 92.66 | 93.24 | 93.09 | 74.47 | 94.47 | 0.9447 |
| 22 Glades | 96.94 | 96.63 | 96.87 | 96.81 | 77.45 | 97.45 | 0.9745 |
| 23 Gulf | 91.89 | 91.54 | 92.41 | 91.95 | 73.56 | 93.56 | 0.9356 |
| 24 Hamilton | 91.16 | 91.14 | 91.03 | 91.11 | 72.89 | 92.89 | 0.9289 |
| 25 Hardee | 96.69 | 95.92 | 95.12 | 95.91 | 76.73 | 96.73 | 0.9673 |
| 26 Hendry | 98.64 | 98.13 | 98.34 | 98.37 | 78.70 | 98.70 | 0.9870 |
| 27 Hernando | 96.27 | 96.35 | 96.51 | 96.38 | 77.10 | 97.10 | 0.9710 |
| 28 Highlands | 94.18 | 93.43 | 93.01 | 93.54 | 74.83 | 94.83 | 0.9483 |
| 29 Hillsborough | 100.89 | 100.97 | 101.14 | 101.00 | 80.80 | 100.80 | 1.0080 |
| 30 Holmes | 92.05 | 91.58 | 92.16 | 91.93 | 73.54 | 93.54 | 0.9354 |
| 31 Indian River | 100.54 | 99.30 | 100.54 | 100.13 | 80.10 | 100.10 | 1.0010 |
| 32 Jackson | 89.53 | 90.33 | 91.30 | 90.39 | 72.31 | 92.31 | 0.9231 |
| 33 Jefferson | 92.73 | 93.04 | 93.51 | 93.09 | 74.47 | 94.47 | 0.9447 |
| 34 Lafayette | 89.85 | 89.22 | 89.73 | 89.60 | 71.68 | 91.68 | 0.9168 |
| 35 Lake | 96.33 | 96.99 | 97.23 | 96.85 | 77.48 | 97.48 | 0.9748 |
| 36 Lee | 101.26 | 100.74 | 100.95 | 100.98 | 80.79 | 100.79 | 1.0079 |
| 37 Leon | 95.50 | 95.81 | 96.30 | 95.87 | 76.70 | 96.70 | 0.9670 |
| 38 Levy | 93.22 | 92.51 | 93.09 | 92.94 | 74.35 | 94.35 | 0.9435 |
| 39 Liberty | 90.50 | 90.80 | 91.27 | 90.86 | 72.69 | 92.69 | 0.9269 |
| 40 Madison | 89.58 | 89.87 | 90.33 | 89.93 | 71.94 | 91.94 | 0.9194 |
| 41 Manatee | 100.08 | 99.28 | 97.85 | 99.07 | 79.26 | 99.26 | 0.9926 |
| 42 Marion | 93.43 | 94.41 | 93.29 | 93.71 | 74.97 | 94.97 | 0.9497 |
| 43 Martin | 101.70 | 100.53 | 101.89 | 101.37 | 81.10 | 101.10 | 1.0110 |
| 44 Monroe | 103.03 | 101.35 | 103.33 | 102.57 | 82.06 | 102.06 | 1.0206 |
| 45 Nassau | 98.71 | 98.70 | 98.58 | 98.66 | 78.93 | 98.93 | 0.9893 |
| 46 Okaloosa | 98.56 | 98.07 | 98.69 | 98.44 | 78.75 | 98.75 | 0.9875 |
| 47 Okeechobee | 96.85 | 97.05 | 97.29 | 97.06 | 77.65 | 97.65 | 0.9765 |
| 48 Orange | 99.78 | 100.46 | 100.71 | 100.32 | 80.25 | 100.25 | 1.0025 |
| 49 Osceola | 97.47 | 98.13 | 98.38 | 97.99 | 78.39 | 98.39 | 0.9839 |
| 50 Palm Beach | 104.88 | 105.42 | 105.67 | 105.32 | 84.26 | 104.26 | 1.0426 |
| 51 Pasco | 98.19 | 98.27 | 98.43 | 98.30 | 78.64 | 98.64 | 0.9864 |
| 52 Pinellas | 100.95 | 100.81 | 100.33 | 100.70 | 80.56 | 100.56 | 1.0056 |
| 53 Polk | 96.26 | 96.34 | 96.50 | 96.37 | 77.09 | 97.09 | 0.9709 |
| 54 Putnam | 95.34 | 95.33 | 95.21 | 95.29 | 76.23 | 96.23 | 0.9623 |
| 55 St. Johns | 98.82 | 99.16 | 100.29 | 99.42 | 79.54 | 99.54 | 0.9954 |
| 56 St. Lucie | 99.68 | 98.53 | 99.86 | 99.36 | 79.49 | 99.49 | 0.9949 |
| 57 Santa Rosa | 95.03 | 95.48 | 96.79 | 95.77 | 76.61 | 96.61 | 0.9661 |
| 58 Sarasota | 102.44 | 101.62 | 100.16 | 101.41 | 81.13 | 101.13 | 1.0113 |
| 59 Seminole | 98.72 | 99.03 | 99.28 | 99.01 | 79.21 | 99.21 | 0.9921 |
| 60 Sumter | 94.19 | 94.83 | 95.07 | 94.70 | 75.76 | 95.76 | 0.9576 |
| 61 Suwannee | 91.09 | 91.07 | 91.41 | 91.19 | 72.95 | 92.95 | 0.9295 |
| 62 Taylor | 89.66 | 89.96 | 90.42 | 90.01 | 72.01 | 92.01 | 0.9201 |
| 63 Union | 95.42 | 95.41 | 95.30 | 95.38 | 76.30 | 96.30 | 0.9630 |
| 64 Volusia | 94.75 | 95.33 | 95.57 | 95.22 | 76.17 | 96.17 | 0.9617 |
| 65 Wakulla | 93.04 | 93.35 | 93.82 | 93.40 | 74.72 | 94.72 | 0.9472 |
| 66 Walton | 95.50 | 95.02 | 96.47 | 95.66 | 76.53 | 96.53 | 0.9653 |
| 67 Washington | 91.66 | 91.31 | 92.18 | 91.72 | 73.37 | 93.37 | 0.9337 |
| 68 Washington Special | 91.66 | 91.31 | 92.18 | 91.72 | 73.37 | 93.37 | 0.9337 |
| 69 FAMU Lab School | 95.50 | 95.81 | 96.30 | 95.87 | 76.70 | 96.70 | 0.9670 |
| 70 FAU - Palm Beach | 104.88 | 105.42 | 105.67 | 105.32 | 84.26 | 104.26 | 1.0426 |
| 71 FAU - St. Lucie | 99.68 | 98.53 | 99.86 | 99.36 | 79.49 | 99.49 | 0.9949 |
| 72 FSU Lab - Broward | 103.81 | 103.23 | 102.71 | 103.25 | 82.60 | 102.60 | 1.0260 |
| 73 FSU Lab - Leon | 95.50 | 95.81 | 96.30 | 95.87 | 76.70 | 96.70 | 0.9670 |
| 74 UF Lab | 96.56 | 95.83 | 96.43 | 96.27 | 77.02 | 97.02 | 0.9702 |
| 75 Virtual School | 100.00 | 100.00 | 100.00 | 100.00 | 80.00 | 100.00 | 1.0000 |

| Program Name | Program Number | Program Cost Factor |
|--|----------------|---------------------|
| 1 Basic Programs | | |
| Basic Education Grades K-3 | 101 | 1.107 |
| Basic Education Grades 4-8 | 102 | 1.000 |
| Basic Education Grades 9-12 | 103 | 1.001 |
| 2 Special Programs for At-Risk Students | | |
| ESOL/ Intensive English Grades K-12 | 130 | 1.212 |
| 3 Special Programs for Exceptional Students | | |
| ESE Support Level IV | 254 | 3.619 |
| ESE Support Level V | 255 | 5.526 |
| 4 Special Programs for Career Education (9-12) | | |
| Career Education Grades 9-12 | 300 | 1.001 |

2017-18 FEFP Second Calculation
Declining Enrollment Supplement

| District | 2016-17 Unweighted FTE | 2017-18 Unweighted FTE | Unweighted FTE Decline | 25% Declining Enrollment | 2016-17 Base Funding | 2016-17 Base Funding Per FTE | Declining Enrollment Supplement |
|-----------------------|------------------------------|------------------------------|------------------------------|--------------------------------|----------------------------|---------------------------------------|---------------------------------------|
| | -1- | -2- | -3- | -4- | -5- | -6- | -7- |
| 1 Alachua | 28,585.43 | 28,862.23 | 0.00 | 0.00 | 125,193,072 | 4,379.61 | 0 |
| 2 Baker | 4,846.60 | 4,821.21 | 25.39 | 6.35 | 20,559,303 | 4,242.01 | 26,937 |
| 3 Bay | 27,365.63 | 27,669.05 | 0.00 | 0.00 | 123,152,780 | 4,500.27 | 0 |
| 4 Bradford | 3,131.90 | 3,127.47 | 4.43 | 1.11 | 13,358,108 | 4,265.18 | 4,734 |
| 5 Brevard | 72,498.14 | 72,961.00 | 0.00 | 0.00 | 328,834,839 | 4,535.77 | 0 |
| 6 Broward | 269,767.31 | 272,510.56 | 0.00 | 0.00 | 1,248,237,918 | 4,627.09 | 0 |
| 7 Calhoun | 2,163.50 | 2,154.44 | 9.06 | 2.27 | 8,971,990 | 4,146.98 | 9,414 |
| 8 Charlotte | 15,478.65 | 15,427.48 | 51.17 | 12.79 | 68,968,656 | 4,455.73 | 56,989 |
| 9 Citrus | 15,001.89 | 15,057.52 | 0.00 | 0.00 | 63,457,502 | 4,229.97 | 0 |
| 10 Clay | 36,908.87 | 37,033.78 | 0.00 | 0.00 | 165,367,493 | 4,480.43 | 0 |
| 11 Collier | 45,926.04 | 46,529.44 | 0.00 | 0.00 | 214,998,256 | 4,681.40 | 0 |
| 12 Columbia | 10,050.01 | 9,888.11 | 161.90 | 40.48 | 41,705,829 | 4,149.83 | 167,985 |
| 13 Miami-Dade | 353,024.11 | 352,443.52 | 580.59 | 145.15 | 1,626,912,585 | 4,608.50 | 668,924 |
| 14 DeSoto | 4,930.90 | 4,932.69 | 0.00 | 0.00 | 21,105,770 | 4,280.31 | 0 |
| 15 Dixie | 2,173.16 | 2,194.81 | 0.00 | 0.00 | 9,006,785 | 4,144.56 | 0 |
| 16 Duval | 128,685.07 | 129,558.57 | 0.00 | 0.00 | 582,798,143 | 4,528.87 | 0 |
| 17 Escambia | 39,909.14 | 39,627.08 | 282.06 | 70.52 | 174,796,389 | 4,379.86 | 308,868 |
| 18 Flagler | 12,831.22 | 12,952.80 | 0.00 | 0.00 | 53,571,505 | 4,175.09 | 0 |
| 19 Franklin | 1,275.06 | 1,272.64 | 2.42 | 0.61 | 5,171,089 | 4,055.57 | 2,474 |
| 20 Gadsden | 5,293.18 | 5,060.10 | 233.08 | 58.27 | 22,090,346 | 4,173.36 | 243,182 |
| 21 Gilchrist | 2,640.14 | 2,690.08 | 0.00 | 0.00 | 11,479,439 | 4,348.04 | 0 |
| 22 Glades | 1,695.12 | 1,805.47 | 0.00 | 0.00 | 7,250,313 | 4,277.17 | 0 |
| 23 Gulf | 1,889.05 | 1,921.95 | 0.00 | 0.00 | 8,067,910 | 4,270.88 | 0 |
| 24 Hamilton | 1,617.43 | 1,621.82 | 0.00 | 0.00 | 6,665,049 | 4,120.77 | 0 |
| 25 Hardee | 5,281.65 | 5,265.77 | 15.88 | 3.97 | 22,324,501 | 4,226.80 | 16,780 |
| 26 Hendry | 7,282.57 | 7,372.59 | 0.00 | 0.00 | 31,540,577 | 4,330.97 | 0 |
| 27 Hernando | 22,209.98 | 22,312.57 | 0.00 | 0.00 | 96,632,288 | 4,350.85 | 0 |
| 28 Highlands | 12,283.18 | 12,239.26 | 43.92 | 10.98 | 51,287,919 | 4,175.46 | 45,847 |
| 29 Hillsborough | 210,898.15 | 213,533.97 | 0.00 | 0.00 | 955,572,058 | 4,530.96 | 0 |
| 30 Holmes | 3,172.04 | 3,089.87 | 82.17 | 20.54 | 12,915,711 | 4,071.74 | 83,634 |
| 31 Indian River | 17,535.23 | 17,540.92 | 0.00 | 0.00 | 77,976,920 | 4,446.87 | 0 |
| 32 Jackson | 6,430.14 | 6,383.24 | 46.90 | 11.73 | 26,578,237 | 4,133.38 | 48,485 |
| 33 Jefferson | 723.95 | 689.19 | 34.76 | 8.69 | 3,003,819 | 4,149.21 | 36,057 |
| 34 Lafayette | 1,215.03 | 1,216.29 | 0.00 | 0.00 | 5,005,250 | 4,119.45 | 0 |
| 35 Lake | 41,864.08 | 42,040.08 | 0.00 | 0.00 | 184,161,539 | 4,399.03 | 0 |
| 36 Lee | 91,148.70 | 92,719.58 | 0.00 | 0.00 | 410,166,338 | 4,499.97 | 0 |
| 37 Leon | 33,888.07 | 33,872.57 | 15.50 | 3.88 | 147,853,861 | 4,363.01 | 16,928 |
| 38 Levy | 5,436.50 | 5,398.15 | 38.35 | 9.59 | 23,163,918 | 4,260.81 | 40,861 |
| 39 Liberty | 1,369.52 | 1,365.17 | 4.35 | 1.09 | 6,006,795 | 4,386.06 | 4,781 |
| 40 Madison | 2,675.23 | 2,731.15 | 0.00 | 0.00 | 10,813,912 | 4,042.24 | 0 |
| 41 Manatee | 48,269.31 | 48,978.74 | 0.00 | 0.00 | 215,130,796 | 4,456.89 | 0 |
| 42 Marion | 42,553.34 | 42,807.96 | 0.00 | 0.00 | 179,242,879 | 4,212.19 | 0 |
| 43 Martin | 18,747.59 | 18,914.79 | 0.00 | 0.00 | 85,934,919 | 4,583.78 | 0 |
| 44 Monroe | 8,209.99 | 8,191.05 | 18.94 | 4.74 | 37,228,235 | 4,534.50 | 21,494 |
| 45 Nassau | 11,574.25 | 11,851.18 | 0.00 | 0.00 | 50,698,333 | 4,380.27 | 0 |
| 46 Okaloosa | 30,787.81 | 31,231.46 | 0.00 | 0.00 | 137,824,828 | 4,476.60 | 0 |
| 47 Okeechobee | 6,477.13 | 6,523.21 | 0.00 | 0.00 | 27,575,144 | 4,257.31 | 0 |
| 48 Orange | 198,866.96 | 201,302.62 | 0.00 | 0.00 | 918,145,034 | 4,616.88 | 0 |
| 49 Osceola | 62,592.14 | 64,569.98 | 0.00 | 0.00 | 277,296,543 | 4,430.21 | 0 |
| 50 Palm Beach | 189,324.26 | 192,148.39 | 0.00 | 0.00 | 895,451,204 | 4,729.72 | 0 |
| 51 Pasco | 71,576.47 | 73,181.07 | 0.00 | 0.00 | 319,865,734 | 4,468.87 | 0 |
| 52 Pinellas | 101,041.50 | 100,804.33 | 237.17 | 59.29 | 458,402,679 | 4,536.78 | 268,986 |
| 53 Polk | 101,129.78 | 101,592.85 | 0.00 | 0.00 | 438,866,252 | 4,339.63 | 0 |
| 54 Putnam | 10,931.45 | 10,897.80 | 33.65 | 8.41 | 46,064,651 | 4,213.96 | 35,439 |
| 55 St. Johns | 38,075.68 | 39,471.63 | 0.00 | 0.00 | 170,427,818 | 4,476.03 | 0 |
| 56 St. Lucie | 39,560.24 | 39,581.55 | 0.00 | 0.00 | 172,221,134 | 4,353.39 | 0 |
| 57 Santa Rosa | 26,951.68 | 27,707.91 | 0.00 | 0.00 | 116,525,629 | 4,323.50 | 0 |
| 58 Sarasota | 42,634.82 | 42,936.88 | 0.00 | 0.00 | 198,138,156 | 4,647.33 | 0 |
| 59 Seminole | 67,092.59 | 67,703.53 | 0.00 | 0.00 | 298,418,021 | 4,447.85 | 0 |
| 60 Sumter | 8,326.29 | 8,416.58 | 0.00 | 0.00 | 34,893,012 | 4,190.70 | 0 |
| 61 Suwannee | 5,988.29 | 6,050.35 | 0.00 | 0.00 | 24,436,771 | 4,080.76 | 0 |
| 62 Taylor | 2,640.37 | 2,607.88 | 32.49 | 8.12 | 10,751,855 | 4,072.10 | 33,065 |
| 63 Union | 2,288.54 | 2,258.19 | 30.35 | 7.59 | 9,658,547 | 4,220.40 | 32,033 |
| 64 Volusia | 62,300.73 | 62,701.63 | 0.00 | 0.00 | 273,416,918 | 4,388.66 | 0 |
| 65 Wakulla | 5,141.59 | 5,157.47 | 0.00 | 0.00 | 21,739,437 | 4,228.15 | 0 |
| 66 Walton | 8,920.01 | 9,249.06 | 0.00 | 0.00 | 37,431,747 | 4,196.38 | 0 |
| 67 Washington | 3,134.27 | 3,097.84 | 36.43 | 9.11 | 13,054,621 | 4,165.12 | 37,944 |
| 68 Washington Special | 163.51 | 171.93 | 0.00 | 0.00 | 638,656 | 3,905.91 | 0 |
| 69 FAMU Lab School | 511.43 | 567.43 | 0.00 | 0.00 | 2,140,933 | 4,186.17 | 0 |
| 70 FAU - Palm Beach | 1,126.23 | 1,134.79 | 0.00 | 0.00 | 4,964,185 | 4,407.79 | 0 |
| 71 FAU - St. Lucie | 1,419.22 | 1,422.79 | 0.00 | 0.00 | 6,192,844 | 4,363.55 | 0 |
| 72 FSU Lab - Broward | 690.01 | 690.36 | 0.00 | 0.00 | 3,128,705 | 4,534.29 | 0 |
| 73 FSU Lab - Leon | 1,702.07 | 1,736.48 | 0.00 | 0.00 | 7,176,271 | 4,216.20 | 0 |
| 74 UF Lab | 1,137.48 | 1,155.02 | 0.00 | 0.00 | 4,863,621 | 4,275.79 | 0 |
| 75 Virtual School | 32,199.89 | 32,398.47 | 0.00 | 0.00 | 136,569,148 | 4,241.29 | 0 |
| State | 2,805,188.49 | 2,829,107.39 | 2,020.96 | 505.28 | 12,651,239,972 | 324,703.01 | 2,211,841 |

2017-18 FEFP Second Calculation
Sparsity Supplement

| District | 2017-18 Unweighted FTE ¹ | High School Centers | High School Centers Capped at 3 | Sparsity Index 1,000 Minimum ² | Sparsity Factor | 2017-18 Funded Weighted FTE | Initial Computed Sparsity Supplement ³ | Funds Per FTE | Computed Sparsity Supplement |
|-----------------------|-------------------------------------|---------------------|---------------------------------|---|-----------------|-----------------------------|---|---------------|------------------------------|
| | -1- | -2- | -3- | -4- | -5- | -6- | -7- | -8- | -9- |
| 1 Alachua | 28,862.23 | 7 | 3 | 9,621 | 0.0000 | 31,212.91 | 0 | 0.00 | 0 |
| 2 Baker | 4,821.21 | 1 | 1 | 4,821 | 0.0364 | 5,041.84 | 771,733 | 160.07 | 771,733 |
| 3 Bay | 27,669.05 | 5 | 3 | 9,223 | 0.0000 | 31,186.72 | 0 | 0.00 | 0 |
| 4 Bradford | 3,127.47 | 1 | 1 | 3,127 | 0.0790 | 3,317.25 | 1,101,699 | 352.27 | 1,101,699 |
| 5 Brevard | 72,961.00 | 16 | 3 | 24,320 | 0.0000 | 80,201.39 | 0 | 0.00 | 0 |
| 6 Broward | 272,510.56 | 30 | 3 | 90,837 | 0.0000 | 296,721.23 | 0 | 0.00 | 0 |
| 7 Calhoun | 2,154.44 | 2 | 2 | 1,077 | 0.1816 | 2,309.86 | 1,763,822 | 818.69 | 1,763,822 |
| 8 Charlotte | 15,427.48 | 3 | 3 | 5,142 | 0.0304 | 16,829.58 | 2,151,529 | 139.46 | 2,151,529 |
| 9 Citrus | 15,057.52 | 3 | 3 | 5,019 | 0.0327 | 16,099.42 | 2,209,790 | 146.76 | 2,209,790 |
| 10 Clay | 37,033.78 | 7 | 3 | 12,345 | 0.0000 | 40,307.80 | 0 | 0.00 | 0 |
| 11 Collier | 46,529.44 | 8 | 3 | 15,510 | 0.0000 | 51,470.67 | 0 | 0.00 | 0 |
| 12 Columbia | 9,888.11 | 2 | 2 | 4,944 | 0.0341 | 10,385.82 | 1,486,673 | 150.35 | 1,486,673 |
| 13 Miami-Dade | 352,443.52 | 53 | 3 | 117,481 | 0.0000 | 384,123.70 | 0 | 0.00 | 0 |
| 14 DeSoto | 4,932.69 | 1 | 1 | 4,933 | 0.0343 | 5,208.96 | 750,233 | 152.09 | 750,233 |
| 15 Dixie | 2,194.81 | 1 | 1 | 2,195 | 0.1150 | 2,354.22 | 1,138,257 | 518.61 | 1,138,257 |
| 16 Duval | 129,558.57 | 21 | 3 | 43,186 | 0.0000 | 140,300.11 | 0 | 0.00 | 0 |
| 17 Escambia | 39,627.08 | 7 | 3 | 13,209 | 0.0000 | 42,903.52 | 0 | 0.00 | 0 |
| 18 Flagler | 12,952.80 | 2 | 2 | 6,476 | 0.0100 | 13,673.82 | 573,691 | 44.29 | 1,295,291 |
| 19 Franklin | 1,272.64 | 1 | 1 | 1,273 | 0.1673 | 1,374.94 | 966,735 | 759.63 | 966,735 |
| 20 Gadsden | 5,060.10 | 2 | 2 | 2,530 | 0.1006 | 5,360.38 | 2,266,772 | 447.97 | 2,266,772 |
| 21 Gilchrist | 2,690.08 | 2 | 2 | 1,345 | 0.1623 | 2,973.64 | 2,029,043 | 754.27 | 2,029,043 |
| 22 Glades | 1,805.47 | 1 | 1 | 1,805 | 0.1345 | 1,927.44 | 1,089,754 | 603.58 | 1,089,754 |
| 23 Gulf | 1,921.95 | 2 | 2 | 1,000 | 0.1877 | 2,088.63 | 1,648,187 | 857.56 | 1,648,187 |
| 24 Hamilton | 1,621.82 | 1 | 1 | 1,622 | 0.1449 | 1,724.69 | 1,050,236 | 647.57 | 1,050,236 |
| 25 Hardee | 5,265.77 | 1 | 1 | 5,266 | 0.0282 | 5,543.78 | 657,689 | 124.90 | 657,689 |
| 26 Hendry | 7,372.59 | 2 | 2 | 3,686 | 0.0625 | 7,882.74 | 2,069,508 | 280.70 | 2,069,508 |
| 27 Hernando | 22,312.57 | 5 | 4 | 5,578 | 0.0230 | 24,106.70 | 2,331,911 | 104.51 | 2,331,911 |
| 28 Highlands | 12,239.26 | 3 | 3 | 4,080 | 0.0524 | 12,913.78 | 2,845,823 | 232.52 | 2,845,823 |
| 29 Hillsborough | 213,533.97 | 27 | 3 | 71,178 | 0.0000 | 232,791.25 | 0 | 0.00 | 0 |
| 30 Holmes | 3,089.87 | 4 | 3 | 1,030 | 0.1853 | 3,231.65 | 2,517,565 | 814.78 | 2,517,565 |
| 31 Indian River | 17,540.92 | 2 | 2 | 8,770 | 0.0000 | 18,877.69 | 0 | 0.00 | 0 |
| 32 Jackson | 6,383.24 | 5 | 3 | 2,128 | 0.1181 | 6,874.47 | 3,413,949 | 534.83 | 3,413,949 |
| 33 Jefferson | 689.19 | 1 | 1 | 1,000 | 0.1877 | 738.37 | 582,665 | 845.43 | 582,665 |
| 34 Lafayette | 1,216.29 | 1 | 1 | 1,216 | 0.1713 | 1,309.98 | 943,254 | 775.52 | 943,254 |
| 35 Lake | 42,040.08 | 8 | 3 | 14,013 | 0.0000 | 45,670.48 | 0 | 0.00 | 0 |
| 36 Lee | 92,719.58 | 13 | 3 | 30,907 | 0.0000 | 99,933.89 | 0 | 0.00 | 0 |
| 37 Leon | 33,872.57 | 5 | 3 | 11,291 | 0.0000 | 36,724.90 | 0 | 0.00 | 0 |
| 38 Levy | 5,398.15 | 4 | 3 | 1,799 | 0.1348 | 5,843.32 | 3,311,857 | 613.52 | 3,311,857 |
| 39 Liberty | 1,365.17 | 1 | 1 | 1,365 | 0.1610 | 1,567.58 | 1,060,797 | 777.04 | 1,060,797 |
| 40 Madison | 2,731.15 | 1 | 1 | 2,731 | 0.0928 | 2,869.08 | 1,119,184 | 409.78 | 1,119,184 |
| 41 Manatee | 48,978.74 | 6 | 3 | 16,326 | 0.0000 | 52,659.46 | 0 | 0.00 | 0 |
| 42 Marion | 42,807.96 | 7 | 3 | 14,269 | 0.0000 | 45,496.88 | 0 | 0.00 | 0 |
| 43 Martin | 18,914.79 | 3 | 3 | 6,305 | 0.0123 | 20,907.02 | 1,077,557 | 56.97 | 1,891,460 |
| 44 Monroe | 8,191.05 | 3 | 3 | 2,730 | 0.0928 | 8,841.77 | 3,450,524 | 421.26 | 3,450,524 |
| 45 Nassau | 11,851.18 | 4 | 3 | 3,950 | 0.0556 | 12,645.60 | 2,955,778 | 249.41 | 2,955,778 |
| 46 Okaloosa | 31,231.46 | 6 | 3 | 10,410 | 0.0000 | 34,084.97 | 0 | 0.00 | 0 |
| 47 Okeechobee | 6,523.21 | 1 | 1 | 6,523 | 0.0094 | 6,900.30 | 271,810 | 41.67 | 652,309 |
| 48 Orange | 201,302.62 | 19 | 3 | 67,101 | 0.0000 | 224,098.84 | 0 | 0.00 | 0 |
| 49 Osceola | 64,569.98 | 8 | 3 | 21,523 | 0.0000 | 70,514.53 | 0 | 0.00 | 0 |
| 50 Palm Beach | 192,148.39 | 24 | 3 | 64,049 | 0.0000 | 212,812.62 | 0 | 0.00 | 0 |
| 51 Pasco | 73,181.07 | 13 | 3 | 24,394 | 0.0000 | 79,903.64 | 0 | 0.00 | 0 |
| 52 Pinellas | 100,804.33 | 16 | 3 | 33,601 | 0.0000 | 109,446.47 | 0 | 0.00 | 0 |
| 53 Polk | 101,592.85 | 15 | 3 | 33,884 | 0.0000 | 108,841.14 | 0 | 0.00 | 0 |
| 54 Putnam | 10,897.80 | 4 | 3 | 3,633 | 0.0639 | 11,476.74 | 3,082,542 | 282.86 | 3,082,542 |
| 55 St. Johns | 39,471.63 | 6 | 3 | 13,157 | 0.0000 | 42,915.06 | 0 | 0.00 | 0 |
| 56 St. Lucie | 39,581.55 | 6 | 3 | 13,194 | 0.0000 | 41,944.87 | 0 | 0.00 | 0 |
| 57 Santa Rosa | 27,707.91 | 6 | 3 | 9,236 | 0.0000 | 29,990.12 | 0 | 0.00 | 0 |
| 58 Sarasota | 42,936.88 | 7 | 3 | 14,312 | 0.0000 | 47,501.29 | 0 | 0.00 | 0 |
| 59 Seminole | 67,703.53 | 9 | 3 | 22,568 | 0.0000 | 73,061.81 | 0 | 0.00 | 0 |
| 60 Sumter | 8,416.58 | 2 | 2 | 4,208 | 0.0494 | 8,847.27 | 1,837,730 | 218.35 | 1,837,730 |
| 61 Suwannee | 6,050.35 | 2 | 2 | 3,025 | 0.0824 | 6,385.57 | 2,211,191 | 365.46 | 2,211,191 |
| 62 Taylor | 2,607.88 | 1 | 1 | 2,608 | 0.0975 | 2,863.32 | 1,173,512 | 449.99 | 1,173,512 |
| 63 Union | 2,258.19 | 1 | 1 | 2,258 | 0.1122 | 2,384.74 | 1,124,341 | 497.89 | 1,124,341 |
| 64 Volusia | 62,701.63 | 10 | 3 | 20,901 | 0.0000 | 68,387.27 | 0 | 0.00 | 0 |
| 65 Wakulla | 5,157.47 | 1 | 1 | 5,157 | 0.0301 | 5,522.07 | 699,685 | 135.66 | 699,685 |
| 66 Walton | 9,249.06 | 4 | 3 | 3,083 | 0.0804 | 9,696.50 | 3,279,024 | 354.53 | 3,279,024 |
| 67 Washington | 3,097.84 | 2 | 2 | 1,549 | 0.1492 | 3,325.51 | 2,086,277 | 673.46 | 2,086,277 |
| 68 Washington Special | 171.93 | 0 | 0 | 0 | 0.0000 | 172.09 | 0 | 0.00 | 0 |
| 69 FAMU Lab School | 567.43 | 1 | 1 | 1,000 | 0.1877 | 590.23 | 465,764 | 820.83 | 465,764 |
| 70 FAU - Palm Beach | 1,134.79 | 1 | 1 | 1,135 | 0.1772 | 1,165.48 | 868,360 | 765.22 | 868,360 |
| 71 FAU - St. Lucie | 1,422.79 | 0 | 0 | 0 | 0.0000 | 1,504.93 | 0 | 0.00 | 0 |
| 72 FSU Lab - Broward | 690.36 | 0 | 0 | 0 | 0.0000 | 736.78 | 0 | 0.00 | 0 |
| 73 FSU Lab - Leon | 1,736.48 | 1 | 1 | 1,736 | 0.1383 | 1,819.00 | 1,057,578 | 609.04 | 1,057,578 |
| 74 UF Lab | 1,155.02 | 1 | 1 | 1,155 | 0.1757 | 1,216.76 | 898,894 | 778.25 | 898,894 |
| 75 Virtual School | 32,398.47 | 0 | 0 | 0 | 0.0000 | 33,029.08 | 0 | 0.00 | 0 |
| Total | 2,829,107.39 | 452 | 163 | | | 3,077,667.93 | 68,392,923 | | 70,308,925 |

1. If unweighted FTE is greater than 24,000, district is not eligible for sparsity supplement.
 2. If sparsity index is greater than 7,308, sparsity factor is set to zero and district is not eligible for supplement.
 3. Funded weighted FTE x Base Student Allocation x Sparsity Factor.

2017-18 FEFP Second Calculation
Sparsity Supplement - Wealth Adjustment (part 1)

| District | 0.748 | 0.25 | 2017-18 | Potential | Per FTE | Discretionary | Wealth | Initial |
|-----------------------|--|--|-------------------|--|-------------------------------|---|---|------------------------------------|
| | Potential Discretionary Local Effort | Potential Discretionary Local Effort | Unweighted FTE | Discretionary Local Effort per FTE | Amount Above State Average | Wealth Adjustment Amount ¹ | Adjusted Sparsity Supplement ² | Prorated Sparsity Supplement |
| | -1- | -2- | -3- | -4- | -5- | -6- | -7- | -8- |
| 1 Alachua | 10,984,240 | 0 | 28,862.23 | 380.57 | 0.00 | 0 | 0 | 0 |
| 2 Baker | 674,609 | 0 | 4,821.21 | 139.93 | 0.00 | 0 | 771,733 | 729,494 |
| 3 Bay | 11,986,022 | 0 | 27,669.05 | 433.19 | 0.00 | 0 | 0 | 0 |
| 4 Bradford | 704,353 | 0 | 3,127.47 | 225.21 | 0.00 | 0 | 1,101,699 | 1,041,400 |
| 5 Brevard | 27,832,553 | 0 | 72,961.00 | 381.47 | 0.00 | 0 | 0 | 0 |
| 6 Broward | 138,928,266 | 0 | 272,510.56 | 509.81 | 0.00 | 0 | 0 | 0 |
| 7 Calhoun | 323,732 | 0 | 2,154.44 | 150.26 | 0.00 | 0 | 1,763,822 | 1,667,282 |
| 8 Charlotte | 12,257,527 | 0 | 15,427.48 | 794.53 | 304.77 | (2,151,529) | 0 | 0 |
| 9 Citrus | 6,809,162 | 0 | 15,057.52 | 452.21 | 0.00 | 0 | 2,209,790 | 2,088,841 |
| 10 Clay | 8,006,024 | 0 | 37,033.78 | 216.18 | 0.00 | 0 | 0 | 0 |
| 11 Collier | 63,658,074 | 0 | 46,529.44 | 1,368.12 | 0.00 | 0 | 0 | 0 |
| 12 Columbia | 1,962,565 | 0 | 9,888.11 | 198.48 | 0.00 | 0 | 1,486,673 | 1,405,303 |
| 13 Miami-Dade | 219,104,704 | 0 | 352,443.52 | 621.67 | 0.00 | 0 | 0 | 0 |
| 14 DeSoto | 1,205,373 | 0 | 4,932.69 | 244.36 | 0.00 | 0 | 750,233 | 709,170 |
| 15 Dixie | 379,348 | 0 | 2,194.81 | 172.84 | 0.00 | 0 | 1,138,257 | 1,075,957 |
| 16 Duval | 46,187,050 | 0 | 129,558.57 | 356.50 | 0.00 | 0 | 0 | 0 |
| 17 Escambia | 12,854,243 | 0 | 39,627.08 | 324.38 | 0.00 | 0 | 0 | 0 |
| 18 Flagler | 6,395,509 | 0 | 12,952.80 | 493.75 | 3.99 | (51,682) | 1,243,609 | 1,175,542 |
| 19 Franklin | 1,396,056 | 0 | 1,272.64 | 1,096.98 | 607.22 | (772,772) | 193,963 | 183,347 |
| 20 Gadsden | 1,092,055 | 0 | 5,060.10 | 215.82 | 0.00 | 0 | 2,266,772 | 2,142,704 |
| 21 Gilchrist | 510,046 | 0 | 2,690.08 | 189.60 | 0.00 | 0 | 2,029,043 | 1,917,987 |
| 22 Glades | 460,020 | 0 | 1,805.47 | 254.79 | 0.00 | 0 | 1,089,754 | 1,030,108 |
| 23 Gulf | 1,309,659 | 0 | 1,921.95 | 681.42 | 191.66 | (368,361) | 1,279,826 | 1,209,777 |
| 24 Hamilton | 556,540 | 0 | 1,621.82 | 343.16 | 0.00 | 0 | 1,050,236 | 992,753 |
| 25 Hardee | 1,157,050 | 0 | 5,265.77 | 219.73 | 0.00 | 0 | 657,689 | 621,692 |
| 26 Hendry | 1,449,979 | 0 | 7,372.59 | 196.67 | 0.00 | 0 | 2,069,508 | 1,956,237 |
| 27 Hernando | 6,701,871 | 0 | 22,312.57 | 300.36 | 0.00 | 0 | 2,331,911 | 2,204,278 |
| 28 Highlands | 3,711,786 | 0 | 12,239.26 | 303.27 | 0.00 | 0 | 2,845,823 | 2,690,062 |
| 29 Hillsborough | 67,634,744 | 0 | 213,533.97 | 316.74 | 0.00 | 0 | 0 | 0 |
| 30 Holmes | 371,034 | 0 | 3,089.87 | 120.08 | 0.00 | 0 | 2,517,565 | 2,379,771 |
| 31 Indian River | 12,694,434 | 0 | 17,540.92 | 723.70 | 0.00 | 0 | 0 | 0 |
| 32 Jackson | 1,199,228 | 0 | 6,383.24 | 187.87 | 0.00 | 0 | 3,413,949 | 3,227,093 |
| 33 Jefferson | 452,799 | 0 | 689.19 | 657.00 | 167.24 | (115,260) | 467,405 | 441,822 |
| 34 Lafayette | 204,324 | 0 | 1,216.29 | 167.99 | 0.00 | 0 | 943,254 | 891,627 |
| 35 Lake | 15,161,229 | 0 | 42,040.08 | 360.64 | 0.00 | 0 | 0 | 0 |
| 36 Lee | 58,863,612 | 0 | 92,719.58 | 634.86 | 0.00 | 0 | 0 | 0 |
| 37 Leon | 12,173,611 | 0 | 33,872.57 | 359.39 | 0.00 | 0 | 0 | 0 |
| 38 Levy | 1,345,483 | 0 | 5,398.15 | 249.25 | 0.00 | 0 | 3,311,857 | 3,130,588 |
| 39 Liberty | 178,670 | 0 | 1,365.17 | 130.88 | 0.00 | 0 | 1,060,797 | 1,002,736 |
| 40 Madison | 530,214 | 0 | 2,731.15 | 194.14 | 0.00 | 0 | 1,119,184 | 1,057,928 |
| 41 Manatee | 25,742,575 | 0 | 48,978.74 | 525.59 | 0.00 | 0 | 0 | 0 |
| 42 Marion | 13,110,864 | 0 | 42,807.96 | 306.27 | 0.00 | 0 | 0 | 0 |
| 43 Martin | 16,115,700 | 0 | 18,914.79 | 852.02 | 362.26 | (1,891,460) | 0 | 0 |
| 44 Monroe | 19,696,161 | 0 | 8,191.05 | 2,404.60 | 1,914.84 | (3,450,524) | 0 | 0 |
| 45 Nassau | 6,086,887 | 0 | 11,851.18 | 513.61 | 23.85 | (282,651) | 2,673,127 | 2,526,818 |
| 46 Okaloosa | 12,594,309 | 0 | 31,231.46 | 403.26 | 0.00 | 0 | 0 | 0 |
| 47 Okeechobee | 1,352,640 | 0 | 6,523.21 | 207.36 | 0.00 | 0 | 652,309 | 616,606 |
| 48 Orange | 94,920,054 | 0 | 201,302.62 | 471.53 | 0.00 | 0 | 0 | 0 |
| 49 Osceola | 17,662,885 | 0 | 64,569.98 | 273.55 | 0.00 | 0 | 0 | 0 |
| 50 Palm Beach | 136,554,223 | 0 | 192,148.39 | 710.67 | 0.00 | 0 | 0 | 0 |
| 51 Pasco | 19,609,023 | 0 | 73,181.07 | 267.95 | 0.00 | 0 | 0 | 0 |
| 52 Pinellas | 57,829,501 | 0 | 100,804.33 | 573.68 | 0.00 | 0 | 0 | 0 |
| 53 Polk | 25,182,257 | 0 | 101,592.85 | 247.87 | 0.00 | 0 | 0 | 0 |
| 54 Putnam | 2,731,557 | 0 | 10,897.80 | 250.65 | 0.00 | 0 | 3,082,542 | 2,913,825 |
| 55 St. Johns | 18,545,796 | 0 | 39,471.63 | 469.85 | 0.00 | 0 | 0 | 0 |
| 56 St. Lucie | 15,305,073 | 0 | 39,581.55 | 386.67 | 0.00 | 0 | 0 | 0 |
| 57 Santa Rosa | 7,081,171 | 0 | 27,707.91 | 255.56 | 0.00 | 0 | 0 | 0 |
| 58 Sarasota | 42,266,205 | 0 | 42,936.88 | 984.38 | 0.00 | 0 | 0 | 0 |
| 59 Seminole | 24,117,693 | 0 | 67,703.53 | 356.23 | 0.00 | 0 | 0 | 0 |
| 60 Sumter | 8,538,700 | 0 | 8,416.58 | 1,014.51 | 524.75 | (1,837,730) | 0 | 0 |
| 61 Suwannee | 1,308,470 | 0 | 6,050.35 | 216.26 | 0.00 | 0 | 2,211,191 | 2,090,165 |
| 62 Taylor | 1,002,347 | 0 | 2,607.88 | 384.35 | 0.00 | 0 | 1,173,512 | 1,109,282 |
| 63 Union | 187,330 | 0 | 2,258.19 | 82.96 | 0.00 | 0 | 1,124,341 | 1,062,802 |
| 64 Volusia | 25,146,961 | 0 | 62,701.63 | 401.06 | 0.00 | 0 | 0 | 0 |
| 65 Wakulla | 926,964 | 0 | 5,157.47 | 179.73 | 0.00 | 0 | 699,685 | 661,389 |
| 66 Walton | 13,269,525 | 0 | 9,249.06 | 1,434.69 | 944.93 | (3,279,024) | 0 | 0 |
| 67 Washington | 657,958 | 0 | 3,097.84 | 212.39 | 0.00 | 0 | 2,086,277 | 1,972,088 |
| 68 Washington Special | 0 | 0 | 171.93 | 0.00 | 0.00 | 0 | 0 | 0 |
| 69 FAMU Lab School | 203,929 | 0 | 567.43 | 359.39 | 0.00 | 0 | 465,764 | 440,271 |
| 70 FAU - Palm Beach | 806,461 | 0 | 1,134.79 | 710.67 | 220.91 | (250,686) | 617,674 | 583,867 |
| 71 FAU - St. Lucie | 550,150 | 0 | 1,422.79 | 386.67 | 0.00 | 0 | 0 | 0 |
| 72 FSU Lab - Broward | 351,952 | 0 | 690.36 | 509.81 | 0.00 | 0 | 0 | 0 |
| 73 FSU Lab - Leon | 624,074 | 0 | 1,736.48 | 359.39 | 0.00 | 0 | 1,057,578 | 999,693 |
| 74 UF Lab | 439,566 | 0 | 1,155.02 | 380.57 | 0.00 | 0 | 898,894 | 849,695 |
| 75 Virtual School | 15,653,969 | 0 | 32,398.47 | 483.17 | 0.00 | 0 | 0 | 0 |
| | 1,385,580,728 | 0 | 2,629,107.39 | 489.76 | | (14,451,679) | 55,857,246 | 52,800,000 |

1. Column 3 x column 5 equals the wealth adjustment for districts with 24,000 and fewer FTE.
2. Sum of column 6 and column 9 from previous Sparsity page. Negative numbers set to zero.

2017-18 FEFP Second Calculation
Sparsity Supplement - Wealth Adjustment (part 2)

| District | Discretionary Wealth Adjustment | Total Formula Funds | 2017-18 Unweighted FTE | Total Funds per FTE | Total Funds Per FTE Amount Below State Average | Total Funds Amount below State Average | Discretionary Wealth Adj Offset by Col. 6 | Computed Sparsity Supplement | Wealth Adjusted Sparsity Supplement | Sparsity Supplement |
|-----------------------|---------------------------------|---------------------|------------------------|---------------------|--|--|---|------------------------------|-------------------------------------|---------------------|
| | -1- | -2- | -3- | -4- | -5- | -6- | -7- | -8- | -9- | -10- |
| 1 Alachua | 0 | 203,705,618 | 28,862.23 | 7,057.86 | 0.00 | 0 | 0 | 0 | 0 | 0 |
| 2 Baker | 0 | 34,748,548 | 4,821.21 | 7,207.43 | 0.00 | 0 | 0 | 771,733 | 771,733 | 725,153 |
| 3 Bay | 0 | 201,150,313 | 27,669.05 | 7,269.87 | 0.00 | 0 | 0 | 0 | 0 | 0 |
| 4 Bradford | 0 | 23,632,862 | 3,127.47 | 7,556.54 | 0.00 | 0 | 0 | 1,101,699 | 1,101,699 | 1,035,203 |
| 5 Brevard | 0 | 528,232,234 | 72,961.00 | 7,239.93 | 0.00 | 0 | 0 | 0 | 0 | 0 |
| 6 Broward | 0 | 1,993,040,191 | 272,510.56 | 7,313.63 | 0.00 | 0 | 0 | 0 | 0 | 0 |
| 7 Calhoun | 0 | 16,835,999 | 2,154.44 | 7,814.56 | 0.00 | 0 | 0 | 1,763,822 | 1,763,822 | 1,657,362 |
| 8 Charlotte | (2,151,529) | 115,274,860 | 15,427.48 | 7,472.05 | 0.00 | 0 | (2,151,529) | 2,151,529 | 0 | 0 |
| 9 Citrus | 0 | 106,428,530 | 15,057.52 | 7,068.13 | 0.00 | 0 | 0 | 2,209,790 | 2,209,790 | 2,076,413 |
| 10 Clay | 0 | 263,454,967 | 37,033.78 | 7,113.91 | 0.00 | 0 | 0 | 0 | 0 | 0 |
| 11 Collier | 0 | 394,063,112 | 46,529.44 | 8,469.11 | 0.00 | 0 | 0 | 0 | 0 | 0 |
| 12 Columbia | 0 | 70,669,794 | 9,888.11 | 7,146.95 | 0.00 | 0 | 0 | 1,486,673 | 1,486,673 | 1,396,941 |
| 13 Miami-Dade | 0 | 2,620,200,948 | 352,443.52 | 7,434.39 | 0.00 | 0 | 0 | 0 | 0 | 0 |
| 14 DeSoto | 0 | 40,334,554 | 4,932.69 | 8,176.99 | 0.00 | 0 | 0 | 750,233 | 750,233 | 704,951 |
| 15 Dixie | 0 | 16,390,411 | 2,194.81 | 7,467.80 | 0.00 | 0 | 0 | 1,138,257 | 1,138,257 | 1,069,555 |
| 16 Duval | 0 | 943,438,767 | 129,558.57 | 7,281.95 | 0.00 | 0 | 0 | 0 | 0 | 0 |
| 17 Escambia | 0 | 284,341,707 | 39,627.08 | 7,175.44 | 0.00 | 0 | 0 | 0 | 0 | 0 |
| 18 Flagler | (51,682) | 90,146,329 | 12,952.80 | 6,959.60 | (342.09) | (4,431,023) | 0 | 1,295,291 | 1,295,291 | 1,217,110 |
| 19 Franklin | (772,772) | 10,240,911 | 1,272.64 | 8,046.98 | 0.00 | 0 | (772,772) | 966,735 | 193,963 | 182,256 |
| 20 Gadsden | 0 | 38,425,795 | 5,060.10 | 7,593.88 | 0.00 | 0 | 0 | 2,266,772 | 2,266,772 | 2,129,955 |
| 21 Gilchrist | 0 | 21,227,118 | 2,690.08 | 7,890.89 | 0.00 | 0 | 0 | 2,029,043 | 2,029,043 | 1,906,575 |
| 22 Glades | 0 | 14,316,833 | 1,805.47 | 7,929.70 | 0.00 | 0 | 0 | 1,089,754 | 1,089,754 | 1,023,979 |
| 23 Gulf | (368,361) | 14,740,012 | 1,921.95 | 7,669.30 | 0.00 | 0 | (368,361) | 1,648,187 | 1,279,826 | 1,202,579 |
| 24 Hamilton | 0 | 13,872,455 | 1,621.82 | 8,553.63 | 0.00 | 0 | 0 | 1,050,236 | 1,050,236 | 986,846 |
| 25 Hardee | 0 | 37,145,122 | 5,265.77 | 7,054.07 | 0.00 | 0 | 0 | 657,689 | 657,689 | 617,993 |
| 26 Hendry | 0 | 53,997,576 | 7,372.59 | 7,324.10 | 0.00 | 0 | 0 | 2,069,508 | 2,069,508 | 1,944,598 |
| 27 Hernando | 0 | 160,081,665 | 22,312.57 | 7,174.51 | 0.00 | 0 | 0 | 2,331,911 | 2,331,911 | 2,191,163 |
| 28 Highlands | 0 | 85,429,245 | 12,239.26 | 6,979.94 | 0.00 | 0 | 0 | 2,845,823 | 2,845,823 | 2,674,056 |
| 29 Hillsborough | 0 | 1,550,693,109 | 213,533.97 | 7,262.04 | 0.00 | 0 | 0 | 0 | 0 | 0 |
| 30 Holmes | 0 | 23,472,711 | 3,089.87 | 7,596.67 | 0.00 | 0 | 0 | 2,517,565 | 2,517,565 | 2,365,611 |
| 31 Indian River | 0 | 129,092,863 | 17,540.92 | 7,359.53 | 0.00 | 0 | 0 | 0 | 0 | 0 |
| 32 Jackson | 0 | 46,620,798 | 6,383.24 | 7,303.63 | 0.00 | 0 | 0 | 3,413,949 | 3,413,949 | 3,207,892 |
| 33 Jefferson | (115,260) | 7,319,820 | 689.19 | 10,620.90 | 0.00 | 0 | (115,260) | 582,665 | 467,405 | 439,194 |
| 34 Lafayette | 0 | 9,331,935 | 1,216.29 | 7,672.46 | 0.00 | 0 | 0 | 943,254 | 943,254 | 886,322 |
| 35 Lake | 0 | 295,966,296 | 42,040.08 | 7,040.10 | 0.00 | 0 | 0 | 0 | 0 | 0 |
| 36 Lee | 0 | 689,734,862 | 92,719.58 | 7,438.93 | 0.00 | 0 | 0 | 0 | 0 | 0 |
| 37 Leon | 0 | 242,539,074 | 33,872.57 | 7,160.34 | 0.00 | 0 | 0 | 0 | 0 | 0 |
| 38 Levy | 0 | 40,959,410 | 5,398.15 | 7,587.68 | 0.00 | 0 | 0 | 3,311,857 | 3,311,857 | 3,111,962 |
| 39 Liberty | 0 | 11,316,398 | 1,365.17 | 8,289.37 | 0.00 | 0 | 0 | 1,060,797 | 1,060,797 | 996,770 |
| 40 Madison | 0 | 21,626,904 | 2,731.15 | 7,918.61 | 0.00 | 0 | 0 | 1,119,184 | 1,119,184 | 1,051,633 |
| 41 Manatee | 0 | 352,738,811 | 48,978.74 | 7,201.88 | 0.00 | 0 | 0 | 0 | 0 | 0 |
| 42 Marion | 0 | 299,939,479 | 42,807.96 | 7,006.63 | 0.00 | 0 | 0 | 0 | 0 | 0 |
| 43 Martin | (1,891,460) | 145,314,541 | 18,914.79 | 7,682.59 | 0.00 | 0 | (1,891,460) | 1,891,460 | 0 | 0 |
| 44 Monroe | (3,450,524) | 76,179,862 | 8,191.05 | 9,300.38 | 0.00 | 0 | (3,450,524) | 3,450,524 | 0 | 0 |
| 45 Nassau | (282,651) | 85,508,654 | 11,851.18 | 7,215.20 | (86.49) | (1,025,009) | 0 | 2,955,778 | 2,955,778 | 2,777,375 |
| 46 Okaloosa | 0 | 228,181,799 | 31,231.46 | 7,306.15 | 0.00 | 0 | 0 | 0 | 0 | 0 |
| 47 Okeechobee | 0 | 47,561,761 | 6,523.21 | 7,291.16 | 0.00 | 0 | 0 | 652,309 | 652,309 | 612,937 |
| 48 Orange | 0 | 1,453,661,982 | 201,302.62 | 7,221.28 | 0.00 | 0 | 0 | 0 | 0 | 0 |
| 49 Osceola | 0 | 450,028,671 | 64,569.98 | 6,969.63 | 0.00 | 0 | 0 | 0 | 0 | 0 |
| 50 Palm Beach | 0 | 1,472,333,007 | 192,148.39 | 7,662.48 | 0.00 | 0 | 0 | 0 | 0 | 0 |
| 51 Pasco | 0 | 532,711,188 | 73,181.07 | 7,279.36 | 0.00 | 0 | 0 | 0 | 0 | 0 |
| 52 Pinellas | 0 | 742,419,961 | 100,804.33 | 7,364.96 | 0.00 | 0 | 0 | 0 | 0 | 0 |
| 53 Polk | 0 | 720,783,979 | 101,592.85 | 7,094.83 | 0.00 | 0 | 0 | 0 | 0 | 0 |
| 54 Putnam | 0 | 78,656,547 | 10,897.80 | 7,217.65 | 0.00 | 0 | 0 | 3,082,542 | 3,082,542 | 2,896,488 |
| 55 St. Johns | 0 | 279,276,091 | 39,471.63 | 7,075.36 | 0.00 | 0 | 0 | 0 | 0 | 0 |
| 56 St. Lucie | 0 | 283,690,515 | 39,581.55 | 7,167.24 | 0.00 | 0 | 0 | 0 | 0 | 0 |
| 57 Santa Rosa | 0 | 196,585,207 | 27,707.91 | 7,094.91 | 0.00 | 0 | 0 | 0 | 0 | 0 |
| 58 Sarasota | 0 | 339,876,627 | 42,936.88 | 7,915.73 | 0.00 | 0 | 0 | 0 | 0 | 0 |
| 59 Seminole | 0 | 474,709,460 | 67,703.53 | 7,011.59 | 0.00 | 0 | 0 | 0 | 0 | 0 |
| 60 Sumter | (1,837,730) | 61,566,225 | 8,416.58 | 7,314.87 | 0.00 | 0 | (1,837,730) | 1,837,730 | 0 | 0 |
| 61 Suwannee | 0 | 40,903,085 | 6,050.35 | 6,760.45 | 0.00 | 0 | 0 | 2,211,191 | 2,211,191 | 2,077,729 |
| 62 Taylor | 0 | 19,526,912 | 2,607.88 | 7,487.66 | 0.00 | 0 | 0 | 1,173,512 | 1,173,512 | 1,102,682 |
| 63 Union | 0 | 16,873,107 | 2,258.19 | 7,471.96 | 0.00 | 0 | 0 | 1,124,341 | 1,124,341 | 1,056,479 |
| 64 Volusia | 0 | 439,782,532 | 62,701.63 | 7,013.89 | 0.00 | 0 | 0 | 0 | 0 | 0 |
| 65 Wakulla | 0 | 36,550,570 | 5,157.47 | 7,086.92 | 0.00 | 0 | 0 | 699,685 | 699,685 | 657,454 |
| 66 Walton | (3,279,024) | 71,501,312 | 9,249.06 | 7,730.66 | 0.00 | 0 | (3,279,024) | 3,279,024 | 0 | 0 |
| 67 Washington | 0 | 23,488,334 | 3,097.84 | 7,582.16 | 0.00 | 0 | 0 | 2,086,277 | 2,086,277 | 1,960,355 |
| 68 Washington Special | 0 | 1,151,762 | 171.93 | 6,699.02 | 0.00 | 0 | 0 | 0 | 0 | 0 |
| 69 FAMU Lab School | 0 | 4,879,382 | 567.43 | 8,599.09 | 0.00 | 0 | 0 | 465,764 | 465,764 | 437,652 |
| 70 FAU - Palm Beach | (250,686) | 9,165,726 | 1,134.79 | 8,077.02 | 0.00 | 0 | (250,686) | 868,360 | 617,674 | 580,393 |
| 71 FAU - St. Lucie | 0 | 10,146,667 | 1,422.79 | 7,131.53 | 0.00 | 0 | 0 | 0 | 0 | 0 |
| 72 FSU Lab - Broward | 0 | 5,515,217 | 690.36 | 7,988.90 | 0.00 | 0 | 0 | 0 | 0 | 0 |
| 73 FSU Lab - Leon | 0 | 12,529,327 | 1,736.48 | 7,215.36 | 0.00 | 0 | 0 | 1,057,578 | 1,057,578 | 993,745 |
| 74 UF Lab | 0 | 8,919,064 | 1,155.02 | 7,722.00 | 0.00 | 0 | 0 | 898,894 | 898,894 | 844,639 |
| 75 Virtual School | 0 | 170,373,727 | 32,398.47 | 5,258.70 | 0.00 | 0 | 0 | 0 | 0 | 0 |
| | (14,451,679) | 20,657,271,747 | 2,829,107.39 | 7,301.69 | | (5,456,032) | (14,117,346) | 70,308,925 | 56,191,579 | 52,800,000 |

2017-18 FEFP Second Calculation
 Florida Virtual School and University Laboratory School Discretionary Contribution

| District | 2017-18 | Potential | Potential | Per FTE | Total |
|-----------------------|--------------|---------------|-----------|------------|---------------------------|
| | Unweighted | 0.748 | 0.748 | Amount in | |
| | FTE | Discretionary | DLE | Lab School | Discretionary |
| | -1- | Local Effort | Per FTE | District | Contribution ¹ |
| | -1- | -2- | -3- | -4- | -5- |
| 1 Alachua | 28,862.23 | 10,984,240 | 380.57 | 0.00 | 0 |
| 2 Baker | 4,821.21 | 674,609 | 139.93 | 0.00 | 0 |
| 3 Bay | 27,669.05 | 11,986,022 | 433.19 | 0.00 | 0 |
| 4 Bradford | 3,127.47 | 704,353 | 225.21 | 0.00 | 0 |
| 5 Brevard | 72,961.00 | 27,832,553 | 381.47 | 0.00 | 0 |
| 6 Broward | 272,510.56 | 138,928,266 | 509.81 | 0.00 | 0 |
| 7 Calhoun | 2,154.44 | 323,732 | 150.26 | 0.00 | 0 |
| 8 Charlotte | 15,427.48 | 12,257,527 | 794.53 | 0.00 | 0 |
| 9 Citrus | 15,057.52 | 6,809,162 | 452.21 | 0.00 | 0 |
| 10 Clay | 37,033.78 | 8,006,024 | 216.18 | 0.00 | 0 |
| 11 Collier | 46,529.44 | 63,658,074 | 1,368.12 | 0.00 | 0 |
| 12 Columbia | 9,888.11 | 1,962,565 | 198.48 | 0.00 | 0 |
| 13 Miami-Dade | 352,443.52 | 219,104,704 | 621.67 | 0.00 | 0 |
| 14 DeSoto | 4,932.69 | 1,205,373 | 244.36 | 0.00 | 0 |
| 15 Dixie | 2,194.81 | 379,348 | 172.84 | 0.00 | 0 |
| 16 Duval | 129,558.57 | 46,187,050 | 356.50 | 0.00 | 0 |
| 17 Escambia | 39,627.08 | 12,854,243 | 324.38 | 0.00 | 0 |
| 18 Flagler | 12,952.80 | 6,395,509 | 493.75 | 0.00 | 0 |
| 19 Franklin | 1,272.64 | 1,396,056 | 1,096.98 | 0.00 | 0 |
| 20 Gadsden | 5,060.10 | 1,092,055 | 215.82 | 0.00 | 0 |
| 21 Gilchrist | 2,690.08 | 510,046 | 189.60 | 0.00 | 0 |
| 22 Glades | 1,805.47 | 460,020 | 254.79 | 0.00 | 0 |
| 23 Gulf | 1,921.95 | 1,309,659 | 681.42 | 0.00 | 0 |
| 24 Hamilton | 1,621.82 | 556,540 | 343.16 | 0.00 | 0 |
| 25 Hardee | 5,265.77 | 1,157,050 | 219.73 | 0.00 | 0 |
| 26 Hendry | 7,372.59 | 1,449,979 | 196.67 | 0.00 | 0 |
| 27 Hernando | 22,312.57 | 6,701,871 | 300.36 | 0.00 | 0 |
| 28 Highlands | 12,239.26 | 3,711,786 | 303.27 | 0.00 | 0 |
| 29 Hillsborough | 213,533.97 | 67,634,744 | 316.74 | 0.00 | 0 |
| 30 Holmes | 3,089.87 | 371,034 | 120.08 | 0.00 | 0 |
| 31 Indian River | 17,540.92 | 12,694,434 | 723.70 | 0.00 | 0 |
| 32 Jackson | 6,383.24 | 1,199,228 | 187.87 | 0.00 | 0 |
| 33 Jefferson | 689.19 | 452,799 | 657.00 | 0.00 | 0 |
| 34 Lafayette | 1,216.29 | 204,324 | 167.99 | 0.00 | 0 |
| 35 Lake | 42,040.08 | 15,161,229 | 360.64 | 0.00 | 0 |
| 36 Lee | 92,719.58 | 58,863,612 | 634.86 | 0.00 | 0 |
| 37 Leon | 33,872.57 | 12,173,611 | 359.39 | 0.00 | 0 |
| 38 Levy | 5,398.15 | 1,345,483 | 249.25 | 0.00 | 0 |
| 39 Liberty | 1,365.17 | 178,670 | 130.88 | 0.00 | 0 |
| 40 Madison | 2,731.15 | 530,214 | 194.14 | 0.00 | 0 |
| 41 Manatee | 48,978.74 | 25,742,575 | 525.59 | 0.00 | 0 |
| 42 Marion | 42,807.96 | 13,110,864 | 306.27 | 0.00 | 0 |
| 43 Martin | 18,914.79 | 16,115,700 | 852.02 | 0.00 | 0 |
| 44 Monroe | 8,191.05 | 19,696,181 | 2,404.60 | 0.00 | 0 |
| 45 Nassau | 11,851.18 | 6,086,887 | 513.61 | 0.00 | 0 |
| 46 Okaloosa | 31,231.46 | 12,594,309 | 403.26 | 0.00 | 0 |
| 47 Okeechobee | 6,523.21 | 1,352,640 | 207.36 | 0.00 | 0 |
| 48 Orange | 201,302.62 | 94,920,054 | 471.53 | 0.00 | 0 |
| 49 Osceola | 64,569.98 | 17,662,885 | 273.55 | 0.00 | 0 |
| 50 Palm Beach | 192,148.39 | 136,554,223 | 710.67 | 0.00 | 0 |
| 51 Pasco | 73,181.07 | 19,609,023 | 267.95 | 0.00 | 0 |
| 52 Pinellas | 100,804.33 | 57,829,501 | 573.68 | 0.00 | 0 |
| 53 Polk | 101,592.85 | 25,182,257 | 247.87 | 0.00 | 0 |
| 54 Putnam | 10,897.80 | 2,731,557 | 250.65 | 0.00 | 0 |
| 55 St. Johns | 39,471.63 | 18,545,796 | 469.85 | 0.00 | 0 |
| 56 St. Lucie | 39,581.55 | 15,305,073 | 386.67 | 0.00 | 0 |
| 57 Santa Rosa | 27,707.91 | 7,081,171 | 255.56 | 0.00 | 0 |
| 58 Sarasota | 42,936.88 | 42,266,205 | 984.38 | 0.00 | 0 |
| 59 Seminole | 67,703.53 | 24,117,693 | 356.23 | 0.00 | 0 |
| 60 Sumter | 8,416.58 | 8,538,700 | 1,014.51 | 0.00 | 0 |
| 61 Suwannee | 6,050.35 | 1,308,470 | 216.26 | 0.00 | 0 |
| 62 Taylor | 2,607.88 | 1,002,347 | 384.35 | 0.00 | 0 |
| 63 Union | 2,258.19 | 187,330 | 82.96 | 0.00 | 0 |
| 64 Volusia | 62,701.63 | 25,146,961 | 401.06 | 0.00 | 0 |
| 65 Wakulla | 5,157.47 | 926,964 | 179.73 | 0.00 | 0 |
| 66 Walton | 9,249.06 | 13,269,525 | 1,434.69 | 0.00 | 0 |
| 67 Washington | 3,097.84 | 657,958 | 212.39 | 0.00 | 0 |
| 68 Washington Special | 171.93 | 0 | 0.00 | 0.00 | 0 |
| 69 FAMU Lab School | 567.43 | 0 | 0.00 | 359.39 | 203,929 |
| 70 FAU - Palm Beach | 1,134.79 | 0 | 0.00 | 710.67 | 806,461 |
| 71 FAU - St. Lucie | 1,422.79 | 0 | 0.00 | 386.67 | 550,150 |
| 72 FSU Lab - Broward | 690.36 | 0 | 0.00 | 509.81 | 351,952 |
| 73 FSU Lab - Leon | 1,736.48 | 0 | 0.00 | 359.39 | 624,074 |
| 74 UF Lab | 1,155.02 | 0 | 0.00 | 380.57 | 439,566 |
| 75 Virtual School | 32,398.47 | 0 | 0.00 | 483.17 | 15,653,969 |
| State | 2,829,107.39 | 1,366,950,627 | 483.17 | | 18,630,101 |

1. Discretionary funds per unweighted FTE for school district in which laboratory school district is located x unweighted FTE for laboratory school district. The statewide average discretionary funds per unweighted FTE is used for the Florida Virtual School.

2017-18 FEFP Second Calculation
 0.748 Mill Compression Actual

| District | 2017 Tax Roll | Value of 0.748 Mills | 2017-18 Unweighted FTE | Value of 0.748 Mills Per FTE | Col. 4 Amount Below \$489.79 | 0.748 Discretionary Millage Levied | Compress to \$489.79 per FTE |
|------------------------------------|-----------------|----------------------|------------------------|------------------------------|------------------------------|------------------------------------|------------------------------|
| | -1- | -2- | -3- | -4- | -5- | -6- | -7- |
| 1 Alachua | 15,296,680,670 | 10,984,240 | 28,862.23 | 380.57 | 109.22 | 0.748 | 3,152,333 |
| 2 Baker | 939,462,215 | 674,609 | 4,821.21 | 139.93 | 349.86 | 0.748 | 1,686,749 |
| 3 Bay | 16,691,764,799 | 11,986,022 | 27,669.05 | 433.19 | 56.60 | 0.748 | 1,566,068 |
| 4 Bradford | 980,884,385 | 704,353 | 3,127.47 | 225.21 | 264.58 | 0.748 | 827,466 |
| 5 Brevard | 38,759,682,715 | 27,832,553 | 72,961.00 | 381.47 | 108.32 | 0.748 | 7,903,136 |
| 6 Broward | 193,471,849,512 | 138,928,266 | 272,510.56 | 509.81 | 0.00 | 0.748 | 0 |
| 7 Calhoun | 450,830,323 | 323,732 | 2,154.44 | 150.26 | 339.53 | 0.748 | 731,497 |
| 8 Charlotte | 17,069,863,012 | 12,257,527 | 15,427.48 | 794.53 | 0.00 | 0.748 | 0 |
| 9 Citrus | 9,482,456,430 | 6,809,162 | 15,057.52 | 452.21 | 37.58 | 0.748 | 565,862 |
| 10 Clay | 11,149,208,791 | 8,006,024 | 37,033.78 | 216.18 | 273.61 | 0.748 | 10,132,813 |
| 11 Collier | 88,650,392,928 | 63,658,074 | 46,529.44 | 1,368.12 | 0.00 | 0.748 | 0 |
| 12 Columbia | 2,733,072,573 | 1,962,565 | 9,888.11 | 198.48 | 291.31 | 0.748 | 2,880,505 |
| 13 Miami-Dade | 305,125,757,799 | 219,104,704 | 352,443.52 | 621.67 | 0.00 | 0.748 | 0 |
| 14 DeSoto | 1,678,605,387 | 1,205,373 | 4,932.69 | 244.36 | 245.43 | 0.748 | 1,210,630 |
| 15 Dixie | 528,280,461 | 379,348 | 2,194.81 | 172.84 | 316.95 | 0.748 | 695,645 |
| 16 Duval | 64,320,200,875 | 46,187,050 | 129,558.57 | 356.50 | 133.29 | 0.748 | 17,268,862 |
| 17 Escambia | 17,900,851,479 | 12,854,243 | 39,627.08 | 324.38 | 165.41 | 0.748 | 6,554,715 |
| 18 Flagler | 8,906,402,211 | 6,395,509 | 12,952.80 | 493.75 | 0.00 | 0.748 | 0 |
| 19 Franklin | 1,944,151,488 | 1,396,056 | 1,272.64 | 1,096.98 | 0.00 | 0.748 | 0 |
| 20 Gadsden | 1,520,798,787 | 1,092,055 | 5,060.10 | 215.82 | 273.97 | 0.748 | 1,386,316 |
| 21 Gilchrist | 710,291,976 | 510,046 | 2,690.08 | 189.60 | 300.19 | 0.748 | 807,535 |
| 22 Glades | 640,625,509 | 460,020 | 1,805.47 | 254.79 | 235.00 | 0.748 | 424,285 |
| 23 Gulf | 1,823,834,953 | 1,309,659 | 1,921.95 | 681.42 | 0.00 | 0.748 | 0 |
| 24 Hamilton | 775,038,498 | 556,540 | 1,621.82 | 343.16 | 146.63 | 0.748 | 237,807 |
| 25 Hardee | 1,611,310,501 | 1,157,050 | 5,265.77 | 219.73 | 270.06 | 0.748 | 1,422,074 |
| 26 Hendry | 2,019,244,350 | 1,449,979 | 7,372.59 | 196.67 | 293.12 | 0.748 | 2,161,054 |
| 27 Hernando | 9,333,042,344 | 6,701,871 | 22,312.57 | 300.36 | 189.43 | 0.748 | 4,226,670 |
| 28 Highlands | 5,169,041,813 | 3,711,786 | 12,239.26 | 303.27 | 186.52 | 0.748 | 2,282,867 |
| 29 Hillsborough | 94,188,312,804 | 67,634,744 | 213,533.97 | 316.74 | 173.05 | 0.748 | 36,952,054 |
| 30 Holmes | 516,702,629 | 371,034 | 3,089.87 | 120.08 | 369.71 | 0.748 | 1,142,356 |
| 31 Indian River | 17,678,299,914 | 12,694,434 | 17,540.92 | 723.70 | 0.00 | 0.748 | 0 |
| 32 Jackson | 1,670,048,550 | 1,199,228 | 6,383.24 | 187.87 | 301.92 | 0.748 | 1,927,228 |
| 33 Jefferson | 630,569,141 | 452,799 | 689.19 | 657.00 | 0.00 | 0.748 | 0 |
| 34 Lafayette | 284,541,762 | 204,324 | 1,216.29 | 167.99 | 321.80 | 0.748 | 391,402 |
| 35 Lake | 21,113,566,612 | 15,161,229 | 42,040.08 | 360.64 | 129.15 | 0.748 | 5,429,476 |
| 36 Lee | 81,973,613,642 | 58,863,612 | 92,719.58 | 634.86 | 0.00 | 0.748 | 0 |
| 37 Leon | 16,953,001,597 | 12,173,611 | 33,872.57 | 359.39 | 130.40 | 0.748 | 4,416,983 |
| 38 Levy | 1,873,722,506 | 1,345,483 | 5,398.15 | 249.25 | 240.54 | 0.748 | 1,298,471 |
| 39 Liberty | 248,816,055 | 178,670 | 1,365.17 | 130.88 | 358.91 | 0.748 | 489,973 |
| 40 Madison | 738,377,832 | 530,214 | 2,731.15 | 194.14 | 295.65 | 0.748 | 807,464 |
| 41 Manatee | 35,849,173,561 | 25,742,575 | 48,978.74 | 525.59 | 0.00 | 0.748 | 0 |
| 42 Marion | 18,258,221,824 | 13,110,864 | 42,807.96 | 306.27 | 183.52 | 0.748 | 7,856,117 |
| 43 Martin | 22,442,764,243 | 16,115,700 | 18,914.79 | 852.02 | 0.00 | 0.748 | 0 |
| 44 Monroe | 27,428,922,456 | 19,696,161 | 8,191.05 | 2,404.60 | 0.00 | 0.748 | 0 |
| 45 Nassau | 8,476,613,984 | 6,086,887 | 11,851.18 | 513.61 | 0.00 | 0.748 | 0 |
| 46 Okaloosa | 17,538,866,021 | 12,594,309 | 31,231.46 | 403.26 | 86.53 | 0.748 | 2,702,458 |
| 47 Okeechobee | 1,883,689,939 | 1,352,640 | 6,523.21 | 207.36 | 282.43 | 0.748 | 1,842,350 |
| 48 Orange | 132,185,903,582 | 94,920,054 | 201,302.62 | 471.53 | 18.26 | 0.748 | 3,675,786 |
| 49 Osceola | 24,597,378,050 | 17,662,885 | 64,569.98 | 273.55 | 216.24 | 0.748 | 13,962,612 |
| 50 Palm Beach | 190,165,751,792 | 136,554,223 | 192,148.39 | 710.67 | 0.00 | 0.748 | 0 |
| 51 Pasco | 27,307,574,009 | 19,609,023 | 73,181.07 | 267.95 | 221.84 | 0.748 | 16,234,489 |
| 52 Pinellas | 80,533,507,010 | 57,829,501 | 100,804.33 | 573.68 | 0.00 | 0.748 | 0 |
| 53 Polk | 35,068,873,988 | 25,182,257 | 101,592.85 | 247.87 | 241.92 | 0.748 | 24,577,342 |
| 54 Putnam | 3,803,972,825 | 2,731,557 | 10,897.80 | 250.65 | 239.14 | 0.748 | 2,606,100 |
| 55 St. Johns | 25,826,921,360 | 18,545,796 | 39,471.63 | 469.85 | 19.94 | 0.748 | 787,064 |
| 56 St. Lucie | 21,313,882,731 | 15,305,073 | 39,581.55 | 386.67 | 103.12 | 0.748 | 4,081,649 |
| 57 Santa Rosa | 9,861,255,888 | 7,081,171 | 27,707.91 | 255.56 | 234.23 | 0.748 | 6,490,024 |
| 58 Sarasota | 58,860,022,628 | 42,266,205 | 42,936.88 | 984.38 | 0.00 | 0.748 | 0 |
| 59 Seminole | 33,586,360,019 | 24,117,693 | 67,703.53 | 356.23 | 133.56 | 0.748 | 9,042,483 |
| 60 Sumter | 11,891,014,524 | 8,538,700 | 8,416.58 | 1,014.51 | 0.00 | 0.748 | 0 |
| 61 Suwannee | 1,822,179,017 | 1,308,470 | 6,050.35 | 216.26 | 273.53 | 0.748 | 1,654,952 |
| 62 Taylor | 1,395,870,491 | 1,002,347 | 2,607.88 | 384.35 | 105.44 | 0.748 | 274,975 |
| 63 Union | 260,876,415 | 187,330 | 2,258.19 | 82.96 | 406.83 | 0.748 | 918,699 |
| 64 Volusia | 35,019,721,155 | 25,146,961 | 62,701.63 | 401.06 | 88.73 | 0.748 | 5,563,516 |
| 65 Wakulla | 1,290,892,456 | 926,964 | 5,157.47 | 179.73 | 310.06 | 0.748 | 1,599,125 |
| 66 Walton | 18,479,173,592 | 13,269,525 | 9,249.06 | 1,434.69 | 0.00 | 0.748 | 0 |
| 67 Washington | 916,273,297 | 657,958 | 3,097.84 | 212.39 | 277.40 | 0.748 | 859,341 |
| 68 Washington Special ¹ | 0 | 0 | 0.00 | 0.00 | 489.79 | 0.000 | 0 |
| 69 FAMU Lab School | 0 | 203,929 | 567.43 | 359.39 | 130.40 | 0.000 | 73,993 |
| 70 FAU - Palm Beach | 0 | 806,461 | 1,134.79 | 710.67 | 0.00 | 0.000 | 0 |
| 71 FAU - St. Lucie | 0 | 550,150 | 1,422.79 | 386.67 | 103.12 | 0.000 | 146,718 |
| 72 FSU Lab - Broward | 0 | 351,952 | 690.36 | 509.81 | 0.00 | 0.000 | 0 |
| 73 FSU Lab - Leon | 0 | 624,074 | 1,736.48 | 359.39 | 130.40 | 0.000 | 226,437 |
| 74 UF Lab | 0 | 439,566 | 1,155.02 | 380.57 | 109.22 | 0.000 | 126,151 |
| 75 Virtual School | 0 | 15,653,969 | 32,398.47 | 483.17 | 6.62 | 0.000 | 214,478 |

State 1,903,618,856,087 1,385,580,728 2,828,935.46 489.79 226,497,155

1. The Washington Special school district does not receive 0.748 Mill Compression funding.

2017-18 FEFP Second Calculation
 DJJ Supplemental Allocation

| District | 2017-18 | 2017-18 | \$1,240.91 x WFTE | District Cost Differential | Grades PK-12 |
|-----------------------|-----------------------------------|---------------------------------|-------------------------|----------------------------------|----------------------------|
| | Grades PK-12 Unweighted FTE | Grades PK-12 Weighted FTE | | | DJJ Total Allocation |
| | -1- | -2- | -3- | -4- | -5- |
| 1 Alachua | 165.28 | 165.38 | 205,222 | 0.9702 | 199,106 |
| 2 Baker | 0.00 | 0.00 | 0 | 0.9762 | 0 |
| 3 Bay | 129.54 | 129.65 | 160,884 | 0.9636 | 155,028 |
| 4 Bradford | 0.00 | 0.00 | 0 | 0.9716 | 0 |
| 5 Brevard | 161.44 | 161.53 | 200,444 | 0.9891 | 198,259 |
| 6 Broward | 307.22 | 317.31 | 393,753 | 1.0260 | 403,991 |
| 7 Calhoun | 0.00 | 0.00 | 0 | 0.9300 | 0 |
| 8 Charlotte | 0.00 | 0.00 | 0 | 0.9840 | 0 |
| 9 Citrus | 127.86 | 127.98 | 158,812 | 0.9480 | 150,554 |
| 10 Clay | 98.86 | 98.93 | 122,763 | 0.9925 | 121,842 |
| 11 Collier | 107.53 | 134.41 | 166,791 | 1.0378 | 173,096 |
| 12 Columbia | 0.00 | 0.00 | 0 | 0.9475 | 0 |
| 13 Miami-Dade | 439.11 | 444.31 | 551,349 | 1.0196 | 562,155 |
| 14 DeSoto | 37.88 | 37.91 | 47,043 | 0.9752 | 45,876 |
| 15 Dixie | 0.00 | 0.00 | 0 | 0.9279 | 0 |
| 16 Duval | 303.87 | 314.69 | 390,502 | 1.0114 | 394,954 |
| 17 Escambia | 166.81 | 168.24 | 208,771 | 0.9696 | 202,424 |
| 18 Flagler | 0.00 | 0.00 | 0 | 0.9520 | 0 |
| 19 Franklin | 0.00 | 0.00 | 0 | 0.9178 | 0 |
| 20 Gadsden | 0.00 | 0.00 | 0 | 0.9467 | 0 |
| 21 Gilchrist | 0.00 | 0.00 | 0 | 0.9447 | 0 |
| 22 Glades | 0.00 | 0.00 | 0 | 0.9745 | 0 |
| 23 Gulf | 0.00 | 0.00 | 0 | 0.9356 | 0 |
| 24 Hamilton | 0.00 | 0.00 | 0 | 0.9289 | 0 |
| 25 Hardee | 0.00 | 0.00 | 0 | 0.9673 | 0 |
| 26 Hendry | 0.00 | 0.00 | 0 | 0.9870 | 0 |
| 27 Hernando | 0.00 | 0.00 | 0 | 0.9710 | 0 |
| 28 Highlands | 0.00 | 0.00 | 0 | 0.9483 | 0 |
| 29 Hillsborough | 418.46 | 419.49 | 520,549 | 1.0080 | 524,713 |
| 30 Holmes | 0.00 | 0.00 | 0 | 0.9354 | 0 |
| 31 Indian River | 0.00 | 0.00 | 0 | 1.0010 | 0 |
| 32 Jackson | 44.98 | 45.02 | 55,866 | 0.9231 | 51,570 |
| 33 Jefferson | 0.00 | 0.00 | 0 | 0.9447 | 0 |
| 34 Lafayette | 0.00 | 0.00 | 0 | 0.9168 | 0 |
| 35 Lake | 0.00 | 0.00 | 0 | 0.9748 | 0 |
| 36 Lee | 207.53 | 211.18 | 262,055 | 1.0079 | 264,125 |
| 37 Leon | 116.94 | 119.64 | 148,462 | 0.9670 | 143,563 |
| 38 Levy | 0.00 | 0.00 | 0 | 0.9435 | 0 |
| 39 Liberty | 98.14 | 192.02 | 238,280 | 0.9269 | 220,862 |
| 40 Madison | 84.67 | 92.14 | 114,337 | 0.9194 | 105,121 |
| 41 Manatee | 196.87 | 197.72 | 245,353 | 0.9926 | 243,537 |
| 42 Marion | 204.36 | 205.72 | 255,280 | 0.9497 | 242,439 |
| 43 Martin | 35.47 | 35.49 | 44,040 | 1.0110 | 44,524 |
| 44 Monroe | 0.00 | 0.00 | 0 | 1.0206 | 0 |
| 45 Nassau | 0.00 | 0.00 | 0 | 0.9893 | 0 |
| 46 Okaloosa | 209.62 | 209.75 | 260,281 | 0.9875 | 257,027 |
| 47 Okeechobee | 206.20 | 206.38 | 256,099 | 0.9765 | 250,081 |
| 48 Orange | 328.46 | 331.64 | 411,535 | 1.0025 | 412,564 |
| 49 Osceola | 37.06 | 38.92 | 48,296 | 0.9839 | 47,518 |
| 50 Palm Beach | 194.61 | 195.95 | 243,156 | 1.0426 | 253,514 |
| 51 Pasco | 136.02 | 144.38 | 179,163 | 0.9864 | 176,726 |
| 52 Pinellas | 304.47 | 307.64 | 381,754 | 1.0056 | 383,892 |
| 53 Polk | 275.12 | 278.93 | 346,127 | 0.9709 | 336,055 |
| 54 Putnam | 0.00 | 0.00 | 0 | 0.9623 | 0 |
| 55 St. Johns | 198.00 | 198.14 | 245,874 | 0.9954 | 244,743 |
| 56 St. Lucie | 94.16 | 94.21 | 116,906 | 0.9949 | 116,310 |
| 57 Santa Rosa | 0.00 | 0.00 | 0 | 0.9661 | 0 |
| 58 Sarasota | 0.00 | 0.00 | 0 | 1.0113 | 0 |
| 59 Seminole | 0.00 | 0.00 | 0 | 0.9921 | 0 |
| 60 Sumter | 0.00 | 0.00 | 0 | 0.9576 | 0 |
| 61 Suwannee | 0.00 | 0.00 | 0 | 0.9295 | 0 |
| 62 Taylor | 0.00 | 0.00 | 0 | 0.9201 | 0 |
| 63 Union | 34.79 | 34.81 | 43,196 | 0.9630 | 41,598 |
| 64 Volusia | 190.58 | 193.88 | 240,588 | 0.9617 | 231,373 |
| 65 Wakulla | 0.00 | 0.00 | 0 | 0.9472 | 0 |
| 66 Walton | 47.94 | 47.98 | 59,539 | 0.9653 | 57,473 |
| 67 Washington | 0.00 | 0.00 | 0 | 0.9337 | 0 |
| 68 Washington Special | 171.93 | 172.09 | 213,548 | 0.9337 | 199,390 |
| 69 FAMU Lab School | 0.00 | 0.00 | 0 | 0.9670 | 0 |
| 70 FAU - Palm Beach | 0.00 | 0.00 | 0 | 1.0426 | 0 |
| 71 FAU - St. Lucie | 0.00 | 0.00 | 0 | 0.9949 | 0 |
| 72 FSU Lab - Broward | 0.00 | 0.00 | 0 | 1.0260 | 0 |
| 73 FSU Lab - Leon | 0.00 | 0.00 | 0 | 0.9670 | 0 |
| 74 UF Lab | 0.00 | 0.00 | 0 | 0.9702 | 0 |
| 75 Virtual School | 0.00 | 0.00 | 0 | 1.0000 | 0 |
| State | 5,881.78 | 6,073.46 | 7,536,618 | | 7,456,003 |

2017-18 FEFP Second Calculation
 Safe Schools Allocation

| District | Allocation | 2014 | Allocation | 2017-18 | Allocation | K-8 | Total |
|------------------------------------|------------|---------|------------|--------------|------------|--------------|------------|
| | Minimum | Crime | Based on | Unweighted | Based on | | |
| | -1- | -2- | -3- | -4- | -5- | -6- | -7- |
| | | Index | Crime | FTE | FTE | FTE | Schools |
| | | | Index | | | | Allocation |
| 1 Alachua | 62,660 | 8,915 | 539,994 | 28,862.23 | 203,935 | 20,683.69 | 806,589 |
| 2 Baker | 62,660 | 499 | 30,225 | 4,821.21 | 34,066 | 3,474.10 | 126,951 |
| 3 Bay | 62,660 | 7,865 | 476,394 | 27,669.05 | 195,504 | 19,882.98 | 734,558 |
| 4 Bradford | 62,660 | 399 | 24,168 | 3,127.47 | 22,098 | 2,255.88 | 108,926 |
| 5 Brevard | 62,660 | 17,944 | 1,086,894 | 72,961.00 | 515,528 | 50,852.05 | 1,665,082 |
| 6 Broward | 62,660 | 65,601 | 3,973,548 | 272,510.56 | 1,925,507 | 190,475.31 | 5,961,715 |
| 7 Calhoun | 62,660 | 113 | 6,845 | 2,154.44 | 15,223 | 1,537.80 | 84,728 |
| 8 Charlotte | 62,660 | 2,937 | 177,898 | 15,427.48 | 109,008 | 10,150.08 | 349,566 |
| 9 Citrus | 62,660 | 2,331 | 141,192 | 15,057.52 | 106,394 | 10,387.48 | 310,246 |
| 10 Clay | 62,660 | 4,216 | 255,369 | 37,033.78 | 261,674 | 25,138.14 | 579,703 |
| 11 Collier | 62,660 | 5,843 | 353,919 | 46,529.44 | 328,768 | 32,309.44 | 745,347 |
| 12 Columbia | 62,660 | 2,497 | 151,247 | 9,888.11 | 69,867 | 7,250.33 | 283,774 |
| 13 Miami-Dade | 62,660 | 116,311 | 7,045,126 | 352,443.52 | 2,490,298 | 242,908.31 | 9,598,084 |
| 14 DeSoto | 62,660 | 913 | 55,302 | 4,932.69 | 34,853 | 3,654.92 | 152,815 |
| 15 Dixie | 62,660 | 431 | 26,106 | 2,194.81 | 15,508 | 1,640.33 | 104,274 |
| 16 Duval | 62,660 | 39,917 | 2,417,831 | 129,558.57 | 915,436 | 94,553.73 | 3,395,927 |
| 17 Escambia | 62,660 | 14,533 | 880,285 | 39,627.08 | 279,997 | 28,185.34 | 1,222,942 |
| 18 Flagler | 62,660 | 2,090 | 126,594 | 12,952.80 | 91,522 | 8,799.47 | 280,776 |
| 19 Franklin | 62,660 | 270 | 16,354 | 1,272.64 | 8,992 | 997.10 | 88,006 |
| 20 Gadsden | 62,660 | 1,039 | 62,934 | 5,060.10 | 35,754 | 3,676.22 | 161,348 |
| 21 Gilchrist | 62,660 | 19 | 1,151 | 2,690.08 | 19,008 | 1,872.15 | 82,819 |
| 22 Glades | 62,660 | 232 | 14,053 | 1,805.47 | 12,757 | 1,508.56 | 89,470 |
| 23 Gulf | 62,660 | 324 | 19,625 | 1,921.95 | 13,580 | 1,316.76 | 95,865 |
| 24 Hamilton | 62,660 | 427 | 25,864 | 1,621.82 | 11,459 | 1,226.50 | 99,983 |
| 25 Hardee | 62,660 | 531 | 32,163 | 5,265.77 | 37,207 | 3,833.42 | 132,030 |
| 26 Hendry | 62,660 | 1,562 | 94,613 | 7,372.59 | 52,093 | 5,124.57 | 209,366 |
| 27 Hernando | 62,660 | 4,443 | 269,119 | 22,312.57 | 157,656 | 15,370.88 | 489,435 |
| 28 Highlands | 62,660 | 2,721 | 164,815 | 12,239.26 | 86,480 | 8,738.05 | 313,955 |
| 29 Hillsborough | 62,660 | 31,390 | 1,901,338 | 213,533.97 | 1,508,790 | 153,283.98 | 3,472,788 |
| 30 Holmes | 62,660 | 253 | 15,325 | 3,089.87 | 21,832 | 2,214.11 | 99,817 |
| 31 Indian River | 62,660 | 3,940 | 238,651 | 17,540.92 | 123,941 | 12,141.86 | 425,252 |
| 32 Jackson | 62,660 | 1,065 | 64,509 | 6,383.24 | 45,103 | 4,502.54 | 172,272 |
| 33 Jefferson | 62,660 | 303 | 18,353 | 689.19 | 4,870 | 523.71 | 85,883 |
| 34 Lafayette | 62,660 | 80 | 4,846 | 1,216.29 | 8,594 | 873.21 | 76,100 |
| 35 Lake | 62,660 | 8,520 | 516,069 | 42,040.08 | 297,047 | 29,819.02 | 875,776 |
| 36 Lee | 62,660 | 15,074 | 913,054 | 92,719.58 | 655,139 | 64,440.77 | 1,630,853 |
| 37 Leon | 62,660 | 15,177 | 919,293 | 33,872.57 | 239,337 | 24,222.30 | 1,221,290 |
| 38 Levy | 62,660 | 1,154 | 69,899 | 5,398.15 | 38,142 | 3,995.80 | 170,701 |
| 39 Liberty | 62,660 | 0 | 0 | 1,365.17 | 9,646 | 938.22 | 72,306 |
| 40 Madison | 62,660 | 643 | 38,947 | 2,731.15 | 19,298 | 1,943.54 | 120,905 |
| 41 Manatee | 62,660 | 11,354 | 687,728 | 48,978.74 | 346,074 | 35,172.60 | 1,096,462 |
| 42 Marion | 62,660 | 8,370 | 506,983 | 42,807.96 | 302,473 | 29,868.26 | 872,116 |
| 43 Martin | 62,660 | 2,879 | 174,385 | 18,914.79 | 133,648 | 12,867.45 | 370,693 |
| 44 Monroe | 62,660 | 2,838 | 171,902 | 8,191.05 | 57,876 | 5,926.71 | 292,438 |
| 45 Nassau | 62,660 | 1,105 | 66,931 | 11,851.18 | 83,738 | 8,169.78 | 213,329 |
| 46 Okaloosa | 62,660 | 5,699 | 345,197 | 31,231.46 | 220,675 | 22,563.99 | 628,532 |
| 47 Okeechobee | 62,660 | 1,333 | 80,742 | 6,523.21 | 46,092 | 4,562.30 | 189,494 |
| 48 Orange | 62,660 | 56,959 | 3,450,089 | 201,302.62 | 1,422,366 | 142,018.46 | 4,935,115 |
| 49 Osceola | 62,660 | 9,432 | 571,310 | 64,569.98 | 456,239 | 44,487.70 | 1,090,209 |
| 50 Palm Beach | 62,660 | 47,769 | 2,893,438 | 192,148.39 | 1,357,684 | 133,718.00 | 4,313,782 |
| 51 Pasco | 62,660 | 13,033 | 789,428 | 73,181.07 | 517,083 | 51,650.11 | 1,369,171 |
| 52 Pinellas | 62,660 | 40,391 | 2,446,541 | 100,804.33 | 712,264 | 69,807.27 | 3,221,465 |
| 53 Polk | 62,660 | 18,167 | 1,100,401 | 101,592.85 | 717,835 | 71,529.23 | 1,880,896 |
| 54 Putnam | 62,660 | 2,602 | 157,607 | 10,897.80 | 77,002 | 8,003.50 | 297,269 |
| 55 St. Johns | 62,660 | 4,046 | 245,072 | 39,471.63 | 278,899 | 27,243.85 | 586,631 |
| 56 St. Lucie | 62,660 | 6,729 | 407,585 | 39,581.55 | 279,676 | 27,056.95 | 749,921 |
| 57 Santa Rosa | 62,660 | 2,106 | 127,563 | 27,707.91 | 195,779 | 19,171.08 | 386,002 |
| 58 Sarasota | 62,660 | 9,676 | 586,089 | 42,936.88 | 303,384 | 30,040.17 | 952,133 |
| 59 Seminole | 62,660 | 11,605 | 702,932 | 67,703.53 | 478,380 | 46,141.52 | 1,243,972 |
| 60 Sumter | 62,660 | 1,415 | 85,709 | 8,416.58 | 59,470 | 6,042.50 | 207,839 |
| 61 Suwannee | 62,660 | 669 | 40,522 | 6,050.35 | 42,751 | 4,322.95 | 145,933 |
| 62 Taylor | 62,660 | 696 | 42,158 | 2,607.88 | 18,427 | 1,963.55 | 123,245 |
| 63 Union | 62,660 | 96 | 5,815 | 2,258.19 | 15,956 | 1,648.70 | 84,431 |
| 64 Volusia | 62,660 | 18,308 | 1,108,942 | 62,701.63 | 443,038 | 43,663.35 | 1,614,640 |
| 65 Wakulla | 62,660 | 619 | 37,494 | 5,157.47 | 36,442 | 3,645.82 | 136,596 |
| 66 Walton | 62,660 | 1,557 | 94,310 | 9,249.06 | 65,352 | 6,771.98 | 222,322 |
| 67 Washington | 62,660 | 397 | 24,047 | 3,097.84 | 21,889 | 2,217.82 | 108,596 |
| 68 Washington Special ¹ | 0 | 0 | 0 | 171.93 | 1,215 | 0.00 | 1,215 |
| 69 FAMU Lab School | 62,660 | 0 | 0 | 567.43 | 4,009 | 411.16 | 66,669 |
| 70 FAU - Palm Beach | 62,660 | 0 | 0 | 1,134.79 | 8,018 | 623.72 | 70,678 |
| 71 FAU - St. Lucie | 62,660 | 0 | 0 | 1,422.79 | 10,053 | 1,420.80 | 72,713 |
| 72 FSU Lab - Broward | 62,660 | 0 | 0 | 690.36 | 4,878 | 687.36 | 67,538 |
| 73 FSU Lab - Leon | 62,660 | 0 | 0 | 1,736.48 | 12,270 | 1,086.30 | 74,930 |
| 74 UF Lab | 62,660 | 0 | 0 | 1,155.02 | 8,161 | 680.30 | 70,821 |
| 75 Virtual School ² | 0 | 0 | 0 | 0.00 | 0 | 0.00 | 0 |
| State | 4,574,180 | 662,372 | 40,120,832 | 2,796,708.92 | 19,761,007 | 1,961,887.89 | 64,456,019 |

1. The Washington Special school district does not receive the Crime Index portion of Safe School funding.
 2. The Florida Virtual School does not receive Safe School funding.

2017-18 FEFP Second Calculation
Exceptional Student Education Guaranteed Allocation - Page 1

| District | 2016-17 ESE Guaranteed Allocation | 2016-17 FTE Programs 111, 112 & 113 | 2016-17 Funds Per FTE | 2017-18 FTE Programs 111, 112 & 113 | Change in FTE | Percentage Change | Basic ESE FTE as a Pct of Total FTE | 2016-17 Unweighted FTE All Programs | 2017-18 Unweighted FTE All Programs |
|-----------------------|--|--|--------------------------------|--|------------------|----------------------|--|--|--|
| | -1- | -2- | -3- | -4- | -5- | -6- | -7- | -8- | -9- |
| 1 Alachua | 11,729,036 | 6,559.29 | 1,788.16 | 6,697.02 | 137.73 | 2.10% | 22.95% | 28,585.43 | 28,862.23 |
| 2 Baker | 1,173,133 | 640.90 | 1,830.45 | 638.23 | (2.67) | -0.42% | 13.22% | 4,846.60 | 4,821.21 |
| 3 Bay | 9,358,702 | 4,867.36 | 1,922.75 | 4,918.37 | 51.01 | 1.05% | 17.79% | 27,365.63 | 27,669.05 |
| 4 Bradford | 1,261,348 | 796.18 | 1,584.25 | 734.80 | (61.38) | -7.71% | 25.42% | 3,131.90 | 3,127.47 |
| 5 Brevard | 29,701,296 | 15,521.84 | 1,913.52 | 15,704.21 | 182.37 | 1.17% | 21.41% | 72,498.14 | 72,961.00 |
| 6 Broward | 96,548,081 | 43,067.62 | 2,241.78 | 43,678.20 | 610.58 | 1.42% | 15.96% | 269,767.31 | 272,510.56 |
| 7 Calhoun | 867,502 | 425.49 | 2,038.83 | 423.47 | (2.02) | -0.47% | 19.67% | 2,163.50 | 2,154.44 |
| 8 Charlotte | 6,342,259 | 3,209.38 | 1,976.16 | 3,213.00 | 3.62 | 0.11% | 20.73% | 15,478.65 | 15,427.48 |
| 9 Citrus | 6,839,730 | 2,318.60 | 2,949.94 | 2,307.70 | (10.90) | -0.47% | 15.46% | 15,001.89 | 15,057.52 |
| 10 Clay | 12,029,322 | 9,213.55 | 1,305.61 | 9,382.69 | 169.14 | 1.84% | 24.96% | 36,908.87 | 37,033.78 |
| 11 Collier | 21,582,832 | 7,152.70 | 3,017.44 | 7,360.86 | 208.16 | 2.91% | 15.57% | 45,926.04 | 46,529.44 |
| 12 Columbia | 4,266,489 | 1,802.62 | 2,366.83 | 1,773.47 | (29.15) | -1.62% | 17.94% | 10,050.01 | 9,888.11 |
| 13 Miami-Dade | 138,215,310 | 63,790.03 | 2,166.72 | 63,614.22 | (175.81) | -0.28% | 18.07% | 353,024.11 | 352,443.52 |
| 14 DeSoto | 2,168,668 | 764.06 | 2,838.35 | 760.53 | (3.53) | -0.46% | 15.50% | 4,930.90 | 4,932.69 |
| 15 Dixie | 590,410 | 539.44 | 1,094.49 | 554.12 | 14.68 | 2.72% | 24.82% | 2,173.16 | 2,194.81 |
| 16 Duval | 49,933,091 | 23,300.00 | 2,143.05 | 23,199.56 | (100.44) | -0.43% | 18.11% | 128,685.07 | 129,558.57 |
| 17 Escambia | 14,796,909 | 7,709.19 | 1,919.39 | 7,654.28 | (54.91) | -0.71% | 19.32% | 39,909.14 | 39,627.08 |
| 18 Flagler | 6,107,160 | 1,939.88 | 3,148.22 | 1,966.27 | 26.39 | 1.36% | 15.12% | 12,831.22 | 12,952.80 |
| 19 Franklin | 472,989 | 221.83 | 2,132.21 | 220.58 | (1.25) | -0.56% | 17.40% | 1,275.06 | 1,272.64 |
| 20 Gadsden | 1,770,572 | 826.96 | 2,141.06 | 773.05 | (53.91) | -6.52% | 15.62% | 5,293.18 | 5,060.10 |
| 21 Gilchrist | 1,043,143 | 517.33 | 2,016.40 | 536.71 | 19.38 | 3.75% | 19.59% | 2,640.14 | 2,690.08 |
| 22 Glades | 595,951 | 306.37 | 1,945.20 | 321.74 | 15.37 | 5.02% | 18.07% | 1,695.12 | 1,805.47 |
| 23 Gulf | 200,519 | 337.00 | 595.01 | 322.06 | (14.94) | -4.43% | 17.84% | 1,889.05 | 1,921.95 |
| 24 Hamilton | 558,632 | 198.55 | 2,813.56 | 204.52 | 5.97 | 3.01% | 12.28% | 1,617.43 | 1,621.82 |
| 25 Hardee | 1,892,738 | 746.20 | 2,536.50 | 745.26 | (0.94) | -0.13% | 14.13% | 5,281.65 | 5,265.77 |
| 26 Hendry | 2,483,111 | 1,146.87 | 2,165.12 | 1,172.19 | 25.32 | 2.21% | 15.75% | 7,282.57 | 7,372.59 |
| 27 Hernando | 9,508,779 | 3,373.13 | 2,818.98 | 3,379.65 | 6.52 | 0.19% | 15.19% | 22,209.98 | 22,312.57 |
| 28 Highlands | 4,352,517 | 2,151.90 | 2,022.64 | 2,139.61 | (12.29) | -0.57% | 17.52% | 12,283.18 | 12,239.26 |
| 29 Hillsborough | 83,029,664 | 40,126.40 | 2,069.20 | 41,171.36 | 1,044.96 | 2.60% | 19.03% | 210,898.15 | 213,533.97 |
| 30 Holmes | 1,087,777 | 471.08 | 2,309.11 | 459.27 | (11.81) | -2.51% | 14.85% | 3,172.04 | 3,089.87 |
| 31 Indian River | 5,387,030 | 2,804.67 | 1,920.74 | 2,770.48 | (34.19) | -1.22% | 15.99% | 17,535.23 | 17,540.92 |
| 32 Jackson | 2,332,829 | 1,037.54 | 2,248.42 | 1,012.92 | (24.62) | -2.37% | 16.14% | 6,430.14 | 6,383.24 |
| 33 Jefferson | 481,110 | 119.08 | 4,040.23 | 113.52 | (5.56) | -4.67% | 16.45% | 723.95 | 689.19 |
| 34 Lafayette | 256,295 | 196.06 | 1,307.23 | 205.10 | 9.04 | 4.61% | 16.14% | 1,215.03 | 1,216.29 |
| 35 Lake | 14,018,122 | 6,507.40 | 2,154.18 | 6,397.45 | (109.95) | -1.69% | 15.54% | 41,864.08 | 42,040.08 |
| 36 Lee | 41,513,484 | 15,322.78 | 2,709.27 | 15,669.98 | 347.20 | 2.27% | 16.81% | 91,148.70 | 92,719.58 |
| 37 Leon | 17,826,620 | 5,968.63 | 2,986.72 | 5,946.96 | (21.67) | -0.36% | 17.61% | 33,888.07 | 33,872.57 |
| 38 Levy | 2,033,306 | 1,188.51 | 1,710.80 | 1,175.68 | (12.83) | -1.08% | 21.86% | 5,436.50 | 5,398.15 |
| 39 Liberty | 524,000 | 248.03 | 2,112.65 | 232.96 | (15.07) | -6.08% | 18.11% | 1,369.52 | 1,365.17 |
| 40 Madison | 1,290,420 | 528.16 | 2,443.24 | 527.40 | (0.76) | -0.14% | 19.74% | 2,675.23 | 2,731.15 |
| 41 Manatee | 20,875,196 | 9,586.13 | 2,177.65 | 9,812.54 | 226.41 | 2.36% | 19.86% | 48,269.31 | 48,978.74 |
| 42 Marion | 16,445,833 | 8,023.87 | 2,049.61 | 8,321.09 | 297.22 | 3.70% | 18.86% | 42,553.34 | 42,807.96 |
| 43 Martin | 7,257,342 | 3,402.92 | 2,132.68 | 3,447.93 | 45.01 | 1.32% | 18.15% | 18,747.59 | 18,914.79 |
| 44 Monroe | 3,144,392 | 1,493.75 | 2,105.03 | 1,469.84 | (23.91) | -1.60% | 18.19% | 8,209.99 | 8,191.05 |
| 45 Nassau | 3,232,002 | 1,906.92 | 1,694.88 | 1,940.47 | 33.55 | 1.76% | 16.48% | 11,574.25 | 11,851.18 |
| 46 Okaloosa | 12,460,632 | 5,169.46 | 2,410.43 | 5,239.00 | 69.54 | 1.35% | 16.79% | 30,787.81 | 31,231.46 |
| 47 Okeechobee | 2,895,208 | 1,509.92 | 1,917.46 | 1,504.86 | (5.06) | -0.34% | 23.31% | 6,477.13 | 6,523.21 |
| 48 Orange | 58,387,568 | 29,069.71 | 2,008.54 | 29,135.00 | 65.29 | 0.22% | 14.62% | 198,866.96 | 201,302.62 |
| 49 Osceola | 17,480,735 | 8,182.39 | 2,136.38 | 8,319.43 | 137.04 | 1.67% | 13.07% | 62,592.14 | 64,569.98 |
| 50 Palm Beach | 72,914,281 | 39,306.99 | 1,855.00 | 39,656.12 | 349.13 | 0.89% | 20.76% | 189,324.26 | 192,148.39 |
| 51 Pasco | 30,166,376 | 12,825.87 | 2,351.99 | 13,253.28 | 427.41 | 3.33% | 17.92% | 71,576.47 | 73,181.07 |
| 52 Pinellas | 45,705,310 | 19,600.66 | 2,331.83 | 19,457.99 | (142.67) | -0.73% | 19.40% | 101,041.50 | 100,804.33 |
| 53 Polk | 36,432,411 | 16,528.64 | 2,204.20 | 16,644.78 | 116.14 | 0.70% | 16.34% | 101,129.78 | 101,592.85 |
| 54 Putnam | 3,537,962 | 2,208.89 | 1,601.69 | 2,190.02 | (18.87) | -0.85% | 20.21% | 10,931.45 | 10,897.80 |
| 55 St. Johns | 12,108,085 | 7,899.08 | 1,532.85 | 8,215.63 | 316.55 | 4.01% | 20.75% | 38,075.68 | 39,471.63 |
| 56 St. Lucie | 16,643,373 | 5,262.46 | 3,162.66 | 5,169.48 | (92.98) | -1.77% | 13.30% | 39,560.24 | 39,581.55 |
| 57 Santa Rosa | 9,639,098 | 4,163.14 | 2,315.34 | 4,244.43 | 81.29 | 1.95% | 15.45% | 26,951.68 | 27,707.91 |
| 58 Sarasota | 23,207,480 | 9,417.34 | 2,464.33 | 9,397.37 | (19.97) | -0.21% | 22.09% | 42,634.82 | 42,936.88 |
| 59 Seminole | 20,408,917 | 13,226.21 | 1,543.07 | 13,397.79 | 171.58 | 1.30% | 19.71% | 67,092.59 | 67,703.53 |
| 60 Sumter | 3,601,723 | 1,392.28 | 2,586.92 | 1,449.00 | 56.72 | 4.07% | 16.72% | 8,326.29 | 8,416.58 |
| 61 Suwannee | 444,538 | 929.74 | 478.13 | 923.59 | (6.15) | -0.66% | 15.53% | 5,988.29 | 6,050.35 |
| 62 Taylor | 1,038,294 | 443.68 | 2,340.19 | 441.06 | (2.62) | -0.59% | 16.80% | 2,640.37 | 2,607.88 |
| 63 Union | 602,273 | 441.17 | 1,365.17 | 440.89 | (0.28) | -0.06% | 19.28% | 2,288.54 | 2,258.19 |
| 64 Volusia | 23,976,185 | 12,173.17 | 1,969.59 | 12,261.80 | 88.63 | 0.73% | 19.54% | 62,300.73 | 62,701.63 |
| 65 Wakulla | 1,592,416 | 1,090.15 | 1,460.73 | 1,099.26 | 9.11 | 0.84% | 21.20% | 5,141.59 | 5,157.47 |
| 66 Walton | 2,690,762 | 1,069.68 | 2,515.48 | 1,147.85 | 78.17 | 7.31% | 11.99% | 8,920.01 | 9,249.06 |
| 67 Washington | 755,923 | 638.77 | 1,183.40 | 627.15 | (11.62) | -1.82% | 20.38% | 3,134.27 | 3,097.84 |
| 68 Washington Special | 38,781 | 44.19 | 877.60 | 50.89 | 6.70 | 15.16% | 27.03% | 163.51 | 171.93 |
| 69 FAMU Lab School | 22,164 | 21.91 | 1,011.59 | 36.00 | 14.09 | 64.31% | 4.28% | 511.43 | 567.43 |
| 70 FAU - Palm Beach | 108,695 | 62.70 | 1,733.57 | 61.59 | (1.11) | -1.77% | 5.57% | 1,126.23 | 1,134.79 |
| 71 FAU - St. Lucie | 182,590 | 130.07 | 1,403.78 | 131.91 | 1.84 | 1.41% | 9.16% | 1,419.22 | 1,422.79 |
| 72 FSU Lab - Broward | 169,506 | 134.70 | 1,258.40 | 131.74 | (2.96) | -2.20% | 19.52% | 690.01 | 690.36 |
| 73 FSU Lab - Leon | 318,029 | 155.18 | 2,049.42 | 149.82 | (5.36) | -3.45% | 9.12% | 1,702.07 | 1,736.48 |
| 74 UF Lab | 238,773 | 79.54 | 3,001.92 | 76.47 | (3.07) | -3.86% | 6.99% | 1,137.48 | 1,155.02 |
| 75 Virtual School | 410,757 | 346.75 | 1,184.59 | 350.66 | 3.91 | 1.13% | 1.08% | 32,199.89 | 32,398.47 |
| State | 1,055,304,496 | 495,900.64 | 2,109.55 | 500,276.18 | 4,375.54 | 0.33% | 17.92% | 2,805,188.49 | 2,829,107.39 |

2017-18 FEFP Second Calculation
Exceptional Student Education Guaranteed Allocation - Page 2

| District | Total FTE Change | Percent Change | 2016-17 | | Projected | | Maximum Workload FTE | | ESE | | Adjusted |
|-----------------------|------------------------|-------------------|---------------------------------|---|-------------------------------------|-------------------------------------|----------------------|------------------------|---------------------------------|---------------------------------|----------|
| | | | ESE Guaranteed Allocation | Increase (Decrease) Programs 111, 112 & 113 | Districts > 17.92% Prevalence | Districts < 17.92% Prevalence | Workload FTE | Workload Adjustment | ESE Guaranteed Allocation | ESE Guaranteed Allocation | |
| | | | | | | | | | | | -1- |
| 1 Alachua | 276.80 | 0.97% | 11,729,036 | 137.73 | 63.63 | 0.00 | 63.63 | 134,231 | 11,863,267 | 11,863,267 | |
| 2 Baker | (25.39) | -0.52% | 1,173,133 | (2.67) | 0.00 | 223.06 | (2.67) | (4,887) | 1,168,246 | 1,168,246 | |
| 3 Bay | 303.42 | 1.11% | 9,358,702 | 51.01 | 0.00 | 90.93 | 51.01 | 107,608 | 9,466,310 | 9,466,310 | |
| 4 Bradford | (4.43) | -0.14% | 1,261,348 | (61.38) | 0.00 | 0.00 | (61.38) | (97,241) | 1,164,107 | 1,164,107 | |
| 5 Brevard | 462.86 | 0.64% | 29,701,296 | 182.37 | 99.34 | 0.00 | 99.34 | 209,563 | 29,910,859 | 29,910,859 | |
| 6 Broward | 2,743.25 | 1.02% | 96,548,081 | 610.58 | 0.00 | 5,766.27 | 610.58 | 1,288,049 | 97,836,130 | 97,836,130 | |
| 7 Calhoun | (9.06) | -0.42% | 867,502 | (2.02) | 0.00 | 0.00 | (2.02) | (4,118) | 863,384 | 863,384 | |
| 8 Charlotte | (51.17) | -0.33% | 6,342,259 | 3.62 | 0.00 | 0.00 | 0.00 | 0 | 6,342,259 | 6,342,259 | |
| 9 Citrus | 55.63 | 0.37% | 6,839,730 | (10.90) | 0.00 | 379.71 | (10.90) | (32,154) | 6,807,576 | 6,807,576 | |
| 10 Clay | 124.91 | 0.34% | 12,029,322 | 169.14 | 31.33 | 0.00 | 31.33 | 66,092 | 12,095,414 | 12,095,414 | |
| 11 Collier | 603.40 | 1.31% | 21,582,832 | 208.16 | 0.00 | 1,185.38 | 208.16 | 439,124 | 22,021,956 | 22,021,956 | |
| 12 Columbia | (161.90) | -1.61% | 4,266,489 | (29.15) | 0.00 | 0.00 | (29.15) | (68,993) | 4,197,496 | 4,197,496 | |
| 13 Miami-Dade | (580.59) | -0.16% | 138,215,310 | (175.81) | 0.00 | 0.00 | (175.81) | (380,931) | 137,834,379 | 137,834,379 | |
| 14 DeSoto | 1.79 | 0.04% | 2,168,668 | (3.53) | 0.00 | 119.88 | (3.53) | (10,019) | 2,158,649 | 2,158,649 | |
| 15 Dixie | 21.65 | 1.00% | 590,410 | 14.68 | 5.39 | 0.00 | 5.39 | 11,370 | 601,780 | 601,780 | |
| 16 Duval | 873.50 | 0.68% | 49,933,091 | (100.44) | 158.44 | 0.00 | (100.44) | (215,248) | 49,717,843 | 49,717,843 | |
| 17 Escambia | (282.06) | -0.71% | 14,796,909 | (54.91) | 0.00 | 0.00 | (54.91) | (105,394) | 14,691,515 | 14,691,515 | |
| 18 Flagler | 121.58 | 0.95% | 6,107,160 | 26.39 | 0.00 | 381.26 | 26.39 | 55,671 | 6,162,831 | 6,162,831 | |
| 19 Franklin | (2.42) | -0.19% | 472,989 | (1.25) | 0.00 | 6.23 | (1.25) | (2,665) | 470,324 | 470,324 | |
| 20 Gadsden | (233.08) | -4.40% | 1,770,572 | (53.91) | 0.00 | 79.81 | (53.91) | (115,425) | 1,655,147 | 1,655,147 | |
| 21 Gilchrist | 49.94 | 1.89% | 1,043,143 | 19.38 | 9.78 | 0.00 | 9.78 | 20,631 | 1,063,774 | 1,063,774 | |
| 22 Glades | 110.35 | 6.51% | 595,951 | 15.37 | 19.94 | 0.00 | 15.37 | 32,424 | 628,375 | 628,375 | |
| 23 Gulf | 32.90 | 1.74% | 200,519 | (14.94) | 0.00 | 7.41 | (14.94) | (8,889) | 191,630 | 191,630 | |
| 24 Hamilton | 4.39 | 0.27% | 558,632 | 5.97 | 0.00 | 92.08 | 5.97 | 12,594 | 571,226 | 571,226 | |
| 25 Hardee | (15.88) | -0.30% | 1,892,738 | (0.94) | 0.00 | 197.43 | (0.94) | (2,384) | 1,890,354 | 1,890,354 | |
| 26 Hendry | 90.02 | 1.24% | 2,483,111 | 25.32 | 0.00 | 174.30 | 25.32 | 53,414 | 2,536,525 | 2,536,525 | |
| 27 Hernando | 102.59 | 0.46% | 9,508,779 | 6.52 | 0.00 | 625.28 | 6.52 | 13,754 | 9,522,533 | 9,522,533 | |
| 28 Highlands | (43.92) | -0.36% | 4,352,517 | (12.29) | 0.00 | 41.38 | (12.29) | (24,858) | 4,327,659 | 4,327,659 | |
| 29 Hillsborough | 2,635.82 | 1.25% | 83,029,664 | 1,044.96 | 501.58 | 0.00 | 501.58 | 1,058,108 | 84,087,772 | 84,087,772 | |
| 30 Holmes | (82.17) | -2.59% | 1,087,777 | (11.81) | 0.00 | 82.62 | (11.81) | (27,271) | 1,060,506 | 1,060,506 | |
| 31 Indian River | 5.69 | 0.03% | 5,387,030 | (34.19) | 0.00 | 338.66 | (34.19) | (65,670) | 5,321,360 | 5,321,360 | |
| 32 Jackson | (46.90) | -0.73% | 2,332,829 | (24.62) | 0.00 | 106.34 | (24.62) | (55,356) | 2,277,473 | 2,277,473 | |
| 33 Jefferson | (34.76) | -4.80% | 481,110 | (5.56) | 0.00 | 4.42 | (5.56) | (22,464) | 458,646 | 458,646 | |
| 34 Lafayette | 1.26 | 0.10% | 256,295 | 9.04 | 0.00 | 21.90 | 9.04 | 19,070 | 275,365 | 275,365 | |
| 35 Lake | 176.00 | 0.42% | 14,018,122 | (109.95) | 0.00 | 1,026.18 | (109.95) | (236,852) | 13,781,270 | 13,781,270 | |
| 36 Lee | 1,570.88 | 1.72% | 41,513,484 | 347.20 | 0.00 | 1,292.57 | 347.20 | 732,436 | 42,245,920 | 42,245,920 | |
| 37 Leon | (15.50) | -0.05% | 17,826,620 | (21.67) | 0.00 | 101.33 | (21.67) | (64,722) | 17,761,898 | 17,761,898 | |
| 38 Levy | (38.35) | -0.71% | 2,033,306 | (12.83) | 0.00 | 0.00 | (12.83) | (21,950) | 2,011,356 | 2,011,356 | |
| 39 Liberty | (4.35) | -0.32% | 524,000 | (15.07) | 0.00 | 0.00 | (15.07) | (31,838) | 492,162 | 492,162 | |
| 40 Madison | 55.92 | 2.09% | 1,290,420 | (0.76) | 11.04 | 0.00 | (0.76) | (1,857) | 1,288,563 | 1,288,563 | |
| 41 Manatee | 709.43 | 1.47% | 20,875,196 | 226.41 | 140.92 | 0.00 | 140.92 | 297,278 | 21,172,474 | 21,172,474 | |
| 42 Marion | 254.62 | 0.60% | 16,445,833 | 297.22 | 48.14 | 0.00 | 48.14 | 101,554 | 16,547,387 | 16,547,387 | |
| 43 Martin | 167.20 | 0.89% | 7,257,342 | 45.01 | 30.29 | 0.00 | 30.29 | 63,898 | 7,321,240 | 7,321,240 | |
| 44 Monroe | (18.94) | -0.23% | 3,144,392 | (23.91) | 0.00 | 0.00 | (23.91) | (50,331) | 3,094,061 | 3,094,061 | |
| 45 Nassau | 276.93 | 2.39% | 3,232,002 | 33.55 | 0.00 | 216.81 | 33.55 | 70,775 | 3,302,777 | 3,302,777 | |
| 46 Okaloosa | 443.65 | 1.44% | 12,460,632 | 69.54 | 0.00 | 427.22 | 69.54 | 146,698 | 12,607,330 | 12,607,330 | |
| 47 Okeechobee | 46.08 | 0.71% | 2,895,208 | (5.06) | 10.72 | 0.00 | (5.06) | (9,702) | 2,885,506 | 2,885,506 | |
| 48 Orange | 2,435.66 | 1.22% | 58,387,568 | 65.29 | 0.00 | 7,003.72 | 65.29 | 137,733 | 58,525,301 | 58,525,301 | |
| 49 Osceola | 1,977.84 | 3.16% | 17,480,735 | 137.04 | 0.00 | 3,388.55 | 137.04 | 289,093 | 17,769,828 | 17,769,828 | |
| 50 Palm Beach | 2,824.13 | 1.49% | 72,914,281 | 349.13 | 585.67 | 0.00 | 349.13 | 736,507 | 73,650,788 | 73,650,788 | |
| 51 Pasco | 1,604.60 | 2.24% | 30,166,376 | 427.41 | 0.00 | 0.00 | 0.00 | 0 | 30,166,376 | 30,166,376 | |
| 52 Pinellas | (237.17) | -0.23% | 45,705,310 | (142.67) | 0.00 | 0.00 | (142.67) | (332,682) | 45,372,628 | 45,372,628 | |
| 53 Polk | 463.07 | 0.46% | 36,432,411 | 116.14 | 0.00 | 1,676.80 | 116.14 | 245,003 | 36,677,414 | 36,677,414 | |
| 54 Putnam | (33.65) | -0.31% | 3,537,962 | (18.87) | 0.00 | 0.00 | (18.87) | (30,224) | 3,507,738 | 3,507,738 | |
| 55 St. Johns | 1,395.95 | 3.67% | 12,108,085 | 316.55 | 289.90 | 0.00 | 289.90 | 611,559 | 12,719,644 | 12,719,644 | |
| 56 St. Lucie | 21.31 | 0.05% | 16,643,373 | (92.98) | 0.00 | 1,830.55 | (92.98) | (294,064) | 16,349,309 | 16,349,309 | |
| 57 Santa Rosa | 756.23 | 2.81% | 9,639,098 | 81.29 | 0.00 | 802.12 | 81.29 | 171,485 | 9,810,583 | 9,810,583 | |
| 58 Sarasota | 302.06 | 0.71% | 23,207,480 | (19.97) | 66.86 | 0.00 | (19.97) | (49,213) | 23,158,267 | 23,158,267 | |
| 59 Seminole | 610.94 | 0.91% | 20,408,917 | 171.58 | 120.36 | 0.00 | 120.36 | 253,905 | 20,662,822 | 20,662,822 | |
| 60 Sumter | 90.29 | 1.08% | 3,601,723 | 56.72 | 0.00 | 115.97 | 56.72 | 119,654 | 3,721,377 | 3,721,377 | |
| 61 Suwannee | 62.06 | 1.04% | 444,538 | (6.15) | 0.00 | 154.48 | (6.15) | (2,940) | 441,598 | 441,598 | |
| 62 Taylor | (32.49) | -1.23% | 1,038,294 | (2.62) | 0.00 | 23.65 | (2.62) | (6,131) | 1,032,163 | 1,032,163 | |
| 63 Union | (30.35) | -1.33% | 602,273 | (0.28) | 0.00 | 0.00 | (0.28) | (382) | 601,891 | 601,891 | |
| 64 Volusia | 400.90 | 0.64% | 23,976,185 | 88.63 | 77.91 | 0.00 | 77.91 | 164,355 | 24,140,540 | 24,140,540 | |
| 65 Wakulla | 15.88 | 0.31% | 1,592,416 | 9.11 | 3.38 | 0.00 | 3.38 | 7,130 | 1,599,546 | 1,599,546 | |
| 66 Walton | 329.05 | 3.69% | 2,690,762 | 78.17 | 0.00 | 587.75 | 78.17 | 164,904 | 2,855,666 | 2,855,666 | |
| 67 Washington | (36.43) | -1.16% | 755,923 | (11.62) | 0.00 | 0.00 | (11.62) | (13,751) | 742,172 | 742,172 | |
| 68 Washington Special | 8.42 | 5.15% | 38,781 | 6.70 | 2.28 | 0.00 | 2.28 | 4,810 | 43,591 | 43,591 | |
| 69 FAMU Lab School | 56.00 | 10.95% | 22,164 | 14.09 | 0.00 | 79.77 | 14.09 | 29,724 | 51,888 | 51,888 | |
| 70 FAU - Palm Beach | 8.56 | 0.76% | 108,695 | (1.11) | 0.00 | 140.65 | (1.11) | (1,924) | 106,771 | 106,771 | |
| 71 FAU - St. Lucie | 3.57 | 0.25% | 182,590 | 1.84 | 0.00 | 124.89 | 1.84 | 3,882 | 186,472 | 186,472 | |
| 72 FSU Lab - Broward | 0.35 | 0.05% | 169,506 | (2.96) | 0.07 | 0.00 | (2.96) | (3,725) | 165,781 | 165,781 | |
| 73 FSU Lab - Leon | 34.41 | 2.02% | 318,029 | (5.36) | 0.00 | 156.00 | (5.36) | (10,985) | 307,044 | 307,044 | |
| 74 UF Lab | 17.54 | 1.54% | 238,773 | (3.07) | 0.00 | 127.44 | (3.07) | (9,216) | 229,557 | 229,557 | |
| 75 Virtual School | 198.58 | 0.62% | 410,757 | 3.91 | 0.00 | 5,459.06 | 3.91 | 8,248 | 419,005 | 419,005 | |

State 23,918.90 55.64% 1,055,304,496 4,375.54 2,276.97 34,659.86 2,639.27 5,465,878 1,060,770,374 1,060,770,374

2017-18 FEFP Second Calculation
Supplemental Academic Instruction (SAI) - Page 1

| District | 2016-17 | 2016-17 | 2016-17 | 2017-18 | Change in FTE | Workload Adjustment | Supplemental Academic Instruction Allocation |
|-----------------------|-------------|--------------|---------|--------------|------------------|------------------------|---|
| | SAI | Unweighted | Funds | Unweighted | | | |
| | Allocation | FTE | Per FTE | FTE | | | |
| | -1- | -2- | -3- | -4- | -5- | -6- | -7- |
| 1 Alachua | 7,728,193 | 28,585.43 | 270.35 | 28,862.23 | 276.80 | 65,300 | 7,793,493 |
| 2 Baker | 1,789,240 | 4,846.60 | 369.17 | 4,821.21 | (25.39) | (9,373) | 1,779,867 |
| 3 Bay | 7,653,883 | 27,365.63 | 279.69 | 27,669.05 | 303.42 | 71,580 | 7,725,463 |
| 4 Bradford | 927,629 | 3,131.90 | 296.19 | 3,127.47 | (4.43) | (1,312) | 926,317 |
| 5 Brevard | 19,201,535 | 72,498.14 | 264.86 | 72,961.00 | 462.86 | 109,193 | 19,310,728 |
| 6 Broward | 54,505,659 | 269,767.31 | 202.05 | 272,510.56 | 2,743.25 | 647,160 | 55,152,819 |
| 7 Calhoun | 491,046 | 2,163.50 | 226.97 | 2,154.44 | (9.06) | (2,056) | 488,990 |
| 8 Charlotte | 3,441,647 | 15,478.65 | 222.35 | 15,427.48 | (51.17) | (11,378) | 3,430,269 |
| 9 Citrus | 3,293,586 | 15,001.89 | 219.54 | 15,057.52 | 55.63 | 13,124 | 3,306,710 |
| 10 Clay | 9,522,815 | 36,908.87 | 258.01 | 37,033.78 | 124.91 | 29,468 | 9,552,283 |
| 11 Collier | 9,020,621 | 45,926.04 | 196.42 | 46,529.44 | 603.40 | 142,348 | 9,162,969 |
| 12 Columbia | 3,824,276 | 10,050.01 | 380.52 | 9,888.11 | (161.90) | (61,606) | 3,762,670 |
| 13 Miami-Dade | 117,658,803 | 353,024.11 | 333.29 | 352,443.52 | (580.59) | (193,505) | 117,465,298 |
| 14 DeSoto | 1,615,409 | 4,930.90 | 327.61 | 4,932.69 | 1.79 | 422 | 1,615,831 |
| 15 Dixie | 480,252 | 2,173.16 | 220.99 | 2,194.81 | 21.65 | 5,107 | 485,359 |
| 16 Duval | 29,190,767 | 128,685.07 | 226.84 | 129,558.57 | 873.50 | 206,067 | 29,396,834 |
| 17 Escambia | 9,203,073 | 39,909.14 | 230.60 | 39,627.08 | (282.06) | (65,043) | 9,138,030 |
| 18 Flagler | 2,747,902 | 12,831.22 | 214.16 | 12,952.80 | 121.58 | 28,682 | 2,776,584 |
| 19 Franklin | 282,035 | 1,275.06 | 221.19 | 1,272.64 | (2.42) | (535) | 281,500 |
| 20 Gadsden | 1,094,758 | 5,293.18 | 206.82 | 5,060.10 | (233.08) | (48,206) | 1,046,552 |
| 21 Gilchrist | 582,642 | 2,640.14 | 220.69 | 2,690.08 | 49.94 | 11,781 | 594,423 |
| 22 Glades | 314,529 | 1,695.12 | 185.55 | 1,805.47 | 110.35 | 26,033 | 340,562 |
| 23 Gulf | 381,009 | 1,889.05 | 201.69 | 1,921.95 | 32.90 | 7,761 | 388,770 |
| 24 Hamilton | 348,323 | 1,617.43 | 215.36 | 1,621.82 | 4.39 | 1,036 | 349,359 |
| 25 Hardee | 1,170,405 | 5,281.65 | 221.60 | 5,265.77 | (15.88) | (3,519) | 1,166,886 |
| 26 Hendry | 1,579,146 | 7,282.57 | 216.84 | 7,372.59 | 90.02 | 21,237 | 1,600,383 |
| 27 Hernando | 5,149,471 | 22,209.98 | 231.85 | 22,312.57 | 102.59 | 24,202 | 5,173,673 |
| 28 Highlands | 2,467,747 | 12,283.18 | 200.90 | 12,239.26 | (43.92) | (8,824) | 2,458,923 |
| 29 Hillsborough | 40,833,755 | 210,898.15 | 193.62 | 213,533.97 | 2,635.82 | 621,816 | 41,455,571 |
| 30 Holmes | 693,347 | 3,172.04 | 218.58 | 3,089.87 | (82.17) | (17,961) | 675,386 |
| 31 Indian River | 3,581,493 | 17,535.23 | 204.25 | 17,540.92 | 5.69 | 1,342 | 3,582,835 |
| 32 Jackson | 1,297,241 | 6,430.14 | 201.74 | 6,383.24 | (46.90) | (9,462) | 1,287,779 |
| 33 Jefferson | 256,506 | 723.95 | 354.31 | 689.19 | (34.76) | (12,316) | 244,190 |
| 34 Lafayette | 209,861 | 1,215.03 | 172.72 | 1,216.29 | 1.26 | 297 | 210,158 |
| 35 Lake | 9,687,773 | 41,864.08 | 231.41 | 42,040.08 | 176.00 | 41,520 | 9,729,293 |
| 36 Lee | 19,177,025 | 91,148.70 | 210.39 | 92,719.58 | 1,570.88 | 370,586 | 19,547,611 |
| 37 Leon | 9,241,333 | 33,888.07 | 272.70 | 33,872.57 | (15.50) | (4,227) | 9,237,106 |
| 38 Levy | 1,262,213 | 5,436.50 | 232.17 | 5,398.15 | (38.35) | (8,904) | 1,253,309 |
| 39 Liberty | 286,427 | 1,369.52 | 209.14 | 1,365.17 | (4.35) | (910) | 285,517 |
| 40 Madison | 726,086 | 2,675.23 | 271.41 | 2,731.15 | 55.92 | 13,192 | 739,278 |
| 41 Manatee | 9,572,912 | 48,269.31 | 198.32 | 48,978.74 | 709.43 | 167,362 | 9,740,274 |
| 42 Marion | 12,596,374 | 42,553.34 | 296.01 | 42,807.96 | 254.62 | 60,067 | 12,656,441 |
| 43 Martin | 3,770,976 | 18,747.59 | 201.14 | 18,914.79 | 167.20 | 39,444 | 3,810,420 |
| 44 Monroe | 1,794,268 | 8,209.99 | 218.55 | 8,191.05 | (18.94) | (4,139) | 1,790,129 |
| 45 Nassau | 2,548,294 | 11,574.25 | 220.17 | 11,851.18 | 276.93 | 65,331 | 2,613,625 |
| 46 Okaloosa | 8,639,442 | 30,787.81 | 280.61 | 31,231.46 | 443.65 | 104,661 | 8,744,103 |
| 47 Okeechobee | 1,591,333 | 6,477.13 | 245.68 | 6,523.21 | 46.08 | 10,871 | 1,602,204 |
| 48 Orange | 42,185,704 | 198,866.96 | 212.13 | 201,302.62 | 2,435.66 | 574,597 | 42,760,301 |
| 49 Osceola | 13,414,370 | 62,592.14 | 214.31 | 64,569.98 | 1,977.84 | 466,592 | 13,880,962 |
| 50 Palm Beach | 35,974,056 | 189,324.26 | 190.01 | 192,148.39 | 2,824.13 | 666,241 | 36,640,297 |
| 51 Pasco | 18,820,323 | 71,576.47 | 262.94 | 73,181.07 | 1,604.60 | 378,541 | 19,198,864 |
| 52 Pinellas | 20,674,937 | 101,041.50 | 204.62 | 100,804.33 | (237.17) | (48,530) | 20,626,407 |
| 53 Polk | 22,755,250 | 101,129.78 | 225.01 | 101,592.85 | 463.07 | 109,243 | 22,864,493 |
| 54 Putnam | 2,756,922 | 10,931.45 | 252.20 | 10,897.80 | (33.65) | (8,487) | 2,748,435 |
| 55 St. Johns | 7,313,101 | 38,075.68 | 192.07 | 39,471.63 | 1,395.95 | 329,319 | 7,642,420 |
| 56 St. Lucie | 9,185,020 | 39,560.24 | 232.18 | 39,581.55 | 21.31 | 5,027 | 9,190,047 |
| 57 Santa Rosa | 7,843,051 | 26,951.68 | 291.00 | 27,707.91 | 756.23 | 178,402 | 8,021,453 |
| 58 Sarasota | 8,686,853 | 42,634.82 | 203.75 | 42,936.88 | 302.06 | 71,259 | 8,758,112 |
| 59 Seminole | 15,744,568 | 67,092.59 | 234.67 | 67,703.53 | 610.94 | 144,127 | 15,888,695 |
| 60 Sumter | 1,679,542 | 8,326.29 | 201.72 | 8,416.58 | 90.29 | 21,300 | 1,700,842 |
| 61 Suwannee | 1,254,668 | 5,988.29 | 209.52 | 6,050.35 | 62.06 | 14,641 | 1,269,309 |
| 62 Taylor | 579,298 | 2,640.37 | 219.40 | 2,607.88 | (32.49) | (7,128) | 572,170 |
| 63 Union | 510,894 | 2,288.54 | 223.24 | 2,258.19 | (30.35) | (6,775) | 504,119 |
| 64 Volusia | 16,183,244 | 62,300.73 | 259.76 | 62,701.63 | 400.90 | 94,576 | 16,277,820 |
| 65 Wakulla | 960,914 | 5,141.59 | 186.89 | 5,157.47 | 15.88 | 3,746 | 964,660 |
| 66 Walton | 1,509,558 | 8,920.01 | 169.23 | 9,249.06 | 329.05 | 77,626 | 1,587,184 |
| 67 Washington | 869,091 | 3,134.27 | 277.29 | 3,097.84 | (36.43) | (10,102) | 858,989 |
| 68 Washington Special | 85,469 | 163.51 | 522.71 | 171.93 | 8.42 | 1,986 | 87,455 |
| 69 FAMU Lab School | 313,477 | 511.43 | 612.94 | 567.43 | 56.00 | 13,211 | 326,688 |
| 70 FAU - Palm Beach | 294,989 | 1,126.23 | 261.93 | 1,134.79 | 8.56 | 2,019 | 297,008 |
| 71 FAU - St. Lucie | 424,016 | 1,419.22 | 298.77 | 1,422.79 | 3.57 | 842 | 424,858 |
| 72 FSU Lab - Broward | 143,360 | 690.01 | 207.77 | 690.36 | 0.35 | 83 | 143,443 |
| 73 FSU Lab - Leon | 286,444 | 1,702.07 | 168.29 | 1,736.48 | 34.41 | 8,118 | 294,562 |
| 74 UF Lab | 297,715 | 1,137.48 | 261.73 | 1,155.02 | 17.54 | 4,138 | 301,853 |
| 75 Virtual School | 0 | 0.00 | 0.00 | 0.00 | 0.00 | 0 | 0 |
| State | 654,179,894 | 2,772,988.60 | 235.91 | 2,796,708.92 | 23,720.32 | 5,528,326 | 659,708,220 |

2017-18 FEFP Second Calculation
Supplemental Academic Instruction (SAI) - Page 2

| District | Initial | Reading | Total | Unweighted | SAI and | Quantile |
|-----------------------|-------------|-------------|-------------|--------------|----------|----------|
| | SAI | Allocation | SAI and | FTE | Reading | |
| | Allocation | | Reading | | Per UFTE | Ranking |
| | -1- | -2- | -3- | -4- | -5- | -6- |
| 1 Alachua | 7,793,493 | 1,308,198 | 9,101,691 | 28,862.23 | 315.35 | 2 |
| 2 Baker | 1,779,867 | 308,930 | 2,088,797 | 4,821.21 | 433.25 | 1 |
| 3 Bay | 7,725,463 | 1,299,087 | 9,024,550 | 27,669.05 | 326.16 | 1 |
| 4 Bradford | 926,317 | 241,994 | 1,168,311 | 3,127.47 | 373.56 | 1 |
| 5 Brevard | 19,310,728 | 3,240,642 | 22,551,370 | 72,961.00 | 309.09 | 2 |
| 6 Broward | 55,152,819 | 12,110,356 | 67,263,175 | 272,510.56 | 246.83 | 4 |
| 7 Calhoun | 488,990 | 199,642 | 688,632 | 2,154.44 | 319.63 | 1 |
| 8 Charlotte | 3,430,269 | 767,508 | 4,197,777 | 15,427.48 | 272.10 | 3 |
| 9 Citrus | 3,306,710 | 716,362 | 4,023,072 | 15,057.52 | 267.18 | 3 |
| 10 Clay | 9,552,283 | 1,691,292 | 11,243,575 | 37,033.78 | 303.60 | 2 |
| 11 Collier | 9,162,969 | 2,219,702 | 11,382,671 | 46,529.44 | 244.63 | 4 |
| 12 Columbia | 3,762,670 | 502,737 | 4,265,407 | 9,888.11 | 431.37 | 1 |
| 13 Miami-Dade | 117,465,298 | 15,546,854 | 133,012,152 | 352,443.52 | 377.40 | 1 |
| 14 DeSoto | 1,615,831 | 315,153 | 1,930,984 | 4,932.69 | 391.47 | 1 |
| 15 Dixie | 485,359 | 201,073 | 686,432 | 2,194.81 | 312.75 | 2 |
| 16 Duval | 29,396,834 | 5,706,111 | 35,102,945 | 129,558.57 | 270.94 | 3 |
| 17 Escambia | 9,138,030 | 1,754,090 | 10,892,120 | 39,627.08 | 274.87 | 3 |
| 18 Flagler | 2,776,584 | 627,913 | 3,404,497 | 12,952.80 | 262.84 | 3 |
| 19 Franklin | 281,500 | 164,722 | 446,222 | 1,272.64 | 350.63 | 1 |
| 20 Gadsden | 1,046,552 | 314,952 | 1,361,504 | 5,060.10 | 269.07 | 3 |
| 21 Gilchrist | 594,423 | 225,688 | 820,111 | 2,690.08 | 304.86 | 2 |
| 22 Glades | 340,562 | 189,008 | 529,570 | 1,805.47 | 293.31 | 2 |
| 23 Gulf | 388,770 | 191,996 | 580,766 | 1,921.95 | 302.18 | 2 |
| 24 Hamilton | 349,359 | 178,124 | 527,483 | 1,621.82 | 325.24 | 1 |
| 25 Hardee | 1,166,886 | 326,293 | 1,493,179 | 5,265.77 | 283.56 | 3 |
| 26 Hendry | 1,600,383 | 421,557 | 2,021,940 | 7,372.59 | 274.25 | 3 |
| 27 Hernando | 5,173,673 | 1,037,304 | 6,210,977 | 22,312.57 | 278.36 | 3 |
| 28 Highlands | 2,458,923 | 597,521 | 3,056,444 | 12,239.26 | 249.72 | 4 |
| 29 Hillsborough | 41,455,571 | 9,360,797 | 50,816,368 | 213,533.97 | 237.98 | 4 |
| 30 Holmes | 675,386 | 234,107 | 909,493 | 3,089.87 | 294.35 | 2 |
| 31 Indian River | 3,582,835 | 859,561 | 4,442,396 | 17,540.92 | 253.26 | 4 |
| 32 Jackson | 1,287,779 | 365,037 | 1,652,816 | 6,383.24 | 258.93 | 4 |
| 33 Jefferson | 244,190 | 142,484 | 386,674 | 689.19 | 561.06 | 1 |
| 34 Lafayette | 210,158 | 162,321 | 372,479 | 1,216.29 | 306.24 | 2 |
| 35 Lake | 9,729,293 | 1,869,156 | 11,598,449 | 42,040.08 | 275.89 | 3 |
| 36 Lee | 19,547,611 | 4,083,692 | 23,631,303 | 92,719.58 | 254.87 | 4 |
| 37 Leon | 9,237,106 | 1,514,279 | 10,751,385 | 33,872.57 | 317.41 | 2 |
| 38 Levy | 1,253,309 | 332,229 | 1,585,538 | 5,398.15 | 293.72 | 2 |
| 39 Liberty | 285,517 | 172,251 | 457,768 | 1,365.17 | 335.32 | 1 |
| 40 Madison | 739,278 | 218,936 | 958,214 | 2,731.15 | 350.85 | 1 |
| 41 Manatee | 9,740,274 | 2,174,529 | 11,914,803 | 48,978.74 | 243.26 | 4 |
| 42 Marion | 12,656,441 | 1,817,493 | 14,473,934 | 42,807.96 | 338.11 | 1 |
| 43 Martin | 3,810,420 | 947,838 | 4,758,258 | 18,914.79 | 251.56 | 4 |
| 44 Monroe | 1,790,129 | 470,559 | 2,260,688 | 8,191.05 | 275.99 | 3 |
| 45 Nassau | 2,613,625 | 607,929 | 3,221,554 | 11,851.18 | 271.83 | 3 |
| 46 Okaloosa | 8,744,103 | 1,441,225 | 10,185,328 | 31,231.46 | 326.12 | 1 |
| 47 Okeechobee | 1,602,204 | 380,496 | 1,982,700 | 6,523.21 | 303.95 | 2 |
| 48 Orange | 42,760,301 | 8,966,995 | 51,727,296 | 201,302.62 | 256.96 | 4 |
| 49 Osceola | 13,880,962 | 2,848,674 | 16,729,636 | 64,569.98 | 259.09 | 3 |
| 50 Palm Beach | 36,640,297 | 8,857,432 | 45,497,729 | 192,148.39 | 236.78 | 4 |
| 51 Pasco | 19,198,864 | 3,220,538 | 22,419,402 | 73,181.07 | 306.36 | 2 |
| 52 Pinellas | 20,626,407 | 4,451,548 | 25,077,955 | 100,804.33 | 248.78 | 4 |
| 53 Polk | 22,864,493 | 4,278,751 | 27,143,244 | 101,592.85 | 267.18 | 3 |
| 54 Putnam | 2,748,435 | 550,157 | 3,298,592 | 10,897.80 | 302.68 | 2 |
| 55 St. Johns | 7,642,420 | 1,798,157 | 9,440,577 | 39,471.63 | 239.17 | 4 |
| 56 St. Lucie | 9,190,047 | 1,759,279 | 10,949,326 | 39,581.55 | 276.63 | 3 |
| 57 Santa Rosa | 8,021,453 | 1,256,609 | 9,278,062 | 27,707.91 | 334.85 | 1 |
| 58 Sarasota | 8,758,112 | 2,007,791 | 10,765,903 | 42,936.88 | 250.74 | 4 |
| 59 Seminole | 15,888,695 | 2,971,032 | 18,859,727 | 67,703.53 | 278.56 | 3 |
| 60 Sumter | 1,700,842 | 448,819 | 2,149,661 | 8,416.58 | 255.41 | 4 |
| 61 Suwannee | 1,269,309 | 348,865 | 1,618,174 | 6,050.35 | 267.45 | 3 |
| 62 Taylor | 572,170 | 218,806 | 790,976 | 2,607.88 | 303.30 | 2 |
| 63 Union | 504,119 | 205,487 | 709,606 | 2,258.19 | 314.24 | 2 |
| 64 Volusia | 16,277,820 | 2,706,386 | 18,984,206 | 62,701.63 | 302.77 | 2 |
| 65 Wakulla | 964,660 | 321,092 | 1,285,752 | 5,157.47 | 249.30 | 4 |
| 66 Walton | 1,587,184 | 483,803 | 2,070,987 | 9,249.06 | 223.91 | 4 |
| 67 Washington | 858,989 | 237,344 | 1,096,333 | 3,097.84 | 353.90 | 1 |
| 68 Washington Special | 87,455 | 121,331 | 208,786 | 171.93 | 1,214.37 | 1 |
| 69 FAMU Lab School | 326,688 | 137,489 | 464,177 | 567.43 | 818.03 | 1 |
| 70 FAU - Palm Beach | 297,008 | 162,878 | 459,886 | 1,134.79 | 405.26 | 1 |
| 71 FAU - St. Lucie | 424,858 | 173,995 | 598,853 | 1,422.79 | 420.90 | 1 |
| 72 FSU Lab - Broward | 143,443 | 144,785 | 288,228 | 690.36 | 417.50 | 1 |
| 73 FSU Lab - Leon | 294,562 | 184,307 | 478,869 | 1,736.48 | 275.77 | 3 |
| 74 UF Lab | 301,853 | 161,514 | 463,367 | 1,155.02 | 401.18 | 1 |
| 75 Virtual School | 0 | 1,416,408 | 1,416,408 | 32,398.47 | 43.72 | |
| State | 659,708,220 | 130,000,000 | 789,708,220 | 2,796,708.92 | 282.37 | |

2017-18 FEFP Second Calculation
Supplemental Academic Instruction (SAI) - Page 3

| District | Quartile Ranking | 2015-16 | Potential | 1st Quartile | 2nd and 3rd | 4th Quartile | 300 | |
|-----------------------|------------------|---------------------------|--|--------------|-------------|--------------|-----------|---------------------------|
| | | 300 Lowest Performing FTE | 300 Lowest Performing Schools Allocation | | | | | Receive 1/3 of Allocation |
| | | -1- | -2- | -3- | -4- | -5- | -6- | -7- |
| 1 Alachua | 2 | 2,031.34 | 860,791 | 0 | 573,861 | 0 | 573,861 | |
| 2 Baker | 1 | 773.50 | 327,775 | 109,258 | 0 | 0 | 109,258 | |
| 3 Bay | 1 | 2,782.37 | 1,179,044 | 393,015 | 0 | 0 | 393,015 | |
| 4 Bradford | 1 | 0.00 | 0 | 0 | 0 | 0 | 0 | |
| 5 Brevard | 2 | 830.87 | 352,086 | 0 | 234,724 | 0 | 234,724 | |
| 6 Broward | 4 | 17,002.39 | 7,204,855 | 0 | 0 | 7,204,855 | 7,204,855 | |
| 7 Calhoun | 1 | 0.00 | 0 | 0 | 0 | 0 | 0 | |
| 8 Charlotte | 3 | 0.00 | 0 | 0 | 0 | 0 | 0 | |
| 9 Citrus | 3 | 0.00 | 0 | 0 | 0 | 0 | 0 | |
| 10 Clay | 2 | 933.91 | 395,749 | 0 | 263,833 | 0 | 263,833 | |
| 11 Collier | 4 | 3,653.70 | 1,548,275 | 0 | 0 | 1,548,275 | 1,548,275 | |
| 12 Columbia | 1 | 448.49 | 190,050 | 63,350 | 0 | 0 | 63,350 | |
| 13 Miami-Dade | 1 | 8,978.66 | 3,804,756 | 1,268,252 | 0 | 0 | 1,268,252 | |
| 14 DeSoto | 1 | 1,629.55 | 690,531 | 230,177 | 0 | 0 | 230,177 | |
| 15 Dixie | 2 | 0.00 | 0 | 0 | 0 | 0 | 0 | |
| 16 Duval | 3 | 14,100.24 | 5,975,053 | 0 | 3,983,369 | 0 | 3,983,369 | |
| 17 Escambia | 3 | 6,746.72 | 2,858,959 | 0 | 1,905,973 | 0 | 1,905,973 | |
| 18 Flagler | 3 | 0.00 | 0 | 0 | 0 | 0 | 0 | |
| 19 Franklin | 1 | 0.00 | 0 | 0 | 0 | 0 | 0 | |
| 20 Gadsden | 3 | 1,247.09 | 528,461 | 0 | 352,307 | 0 | 352,307 | |
| 21 Gilchrist | 2 | 0.00 | 0 | 0 | 0 | 0 | 0 | |
| 22 Glades | 2 | 0.00 | 0 | 0 | 0 | 0 | 0 | |
| 23 Gulf | 2 | 0.00 | 0 | 0 | 0 | 0 | 0 | |
| 24 Hamilton | 1 | 0.00 | 0 | 0 | 0 | 0 | 0 | |
| 25 Hardee | 3 | 0.00 | 0 | 0 | 0 | 0 | 0 | |
| 26 Hendry | 3 | 0.00 | 0 | 0 | 0 | 0 | 0 | |
| 27 Hernando | 3 | 637.13 | 269,987 | 0 | 179,991 | 0 | 179,991 | |
| 28 Highlands | 4 | 643.77 | 272,801 | 0 | 0 | 272,801 | 272,801 | |
| 29 Hillsborough | 4 | 22,463.08 | 9,518,852 | 0 | 0 | 9,518,852 | 9,518,852 | |
| 30 Holmes | 2 | 0.00 | 0 | 0 | 0 | 0 | 0 | |
| 31 Indian River | 4 | 1,010.03 | 428,006 | 0 | 0 | 428,006 | 428,006 | |
| 32 Jackson | 4 | 0.00 | 0 | 0 | 0 | 0 | 0 | |
| 33 Jefferson | 1 | 375.12 | 158,959 | 52,986 | 0 | 0 | 52,986 | |
| 34 Lafayette | 2 | 0.00 | 0 | 0 | 0 | 0 | 0 | |
| 35 Lake | 3 | 2,194.20 | 929,804 | 0 | 619,869 | 0 | 619,869 | |
| 36 Lee | 4 | 1,388.63 | 588,440 | 0 | 0 | 588,440 | 588,440 | |
| 37 Leon | 2 | 2,005.41 | 849,803 | 0 | 566,535 | 0 | 566,535 | |
| 38 Levy | 2 | 0.00 | 0 | 0 | 0 | 0 | 0 | |
| 39 Liberty | 1 | 0.00 | 0 | 0 | 0 | 0 | 0 | |
| 40 Madison | 1 | 0.00 | 0 | 0 | 0 | 0 | 0 | |
| 41 Manatee | 4 | 4,441.94 | 1,882,296 | 0 | 0 | 1,882,296 | 1,882,296 | |
| 42 Marion | 1 | 4,909.41 | 2,080,389 | 693,463 | 0 | 0 | 693,463 | |
| 43 Martin | 4 | 842.28 | 356,921 | 0 | 0 | 356,921 | 356,921 | |
| 44 Monroe | 3 | 0.00 | 0 | 0 | 0 | 0 | 0 | |
| 45 Nassau | 3 | 0.00 | 0 | 0 | 0 | 0 | 0 | |
| 46 Okaloosa | 1 | 0.00 | 0 | 0 | 0 | 0 | 0 | |
| 47 Okeechobee | 2 | 1,329.96 | 563,578 | 0 | 375,719 | 0 | 375,719 | |
| 48 Orange | 4 | 11,834.11 | 5,014,768 | 0 | 0 | 5,014,768 | 5,014,768 | |
| 49 Osceola | 3 | 0.00 | 0 | 0 | 0 | 0 | 0 | |
| 50 Palm Beach | 4 | 10,228.26 | 4,334,281 | 0 | 0 | 4,334,281 | 4,334,281 | |
| 51 Pasco | 2 | 5,888.06 | 2,495,097 | 0 | 1,663,398 | 0 | 1,663,398 | |
| 52 Pinellas | 4 | 6,070.34 | 2,572,340 | 0 | 0 | 2,572,340 | 2,572,340 | |
| 53 Polk | 3 | 8,481.98 | 3,594,285 | 0 | 2,396,190 | 0 | 2,396,190 | |
| 54 Putnam | 2 | 791.95 | 335,593 | 0 | 223,729 | 0 | 223,729 | |
| 55 St. Johns | 4 | 490.62 | 207,903 | 0 | 0 | 207,903 | 207,903 | |
| 56 St. Lucie | 3 | 3,808.49 | 1,613,868 | 0 | 1,075,912 | 0 | 1,075,912 | |
| 57 Santa Rosa | 1 | 0.00 | 0 | 0 | 0 | 0 | 0 | |
| 58 Sarasota | 4 | 0.00 | 0 | 0 | 0 | 0 | 0 | |
| 59 Seminole | 3 | 2,446.07 | 1,036,535 | 0 | 691,023 | 0 | 691,023 | |
| 60 Sumter | 4 | 0.00 | 0 | 0 | 0 | 0 | 0 | |
| 61 Suwannee | 3 | 0.00 | 0 | 0 | 0 | 0 | 0 | |
| 62 Taylor | 2 | 57.15 | 24,218 | 0 | 16,145 | 0 | 16,145 | |
| 63 Union | 2 | 0.00 | 0 | 0 | 0 | 0 | 0 | |
| 64 Volusia | 2 | 2,253.40 | 954,891 | 0 | 636,594 | 0 | 636,594 | |
| 65 Wakulla | 4 | 0.00 | 0 | 0 | 0 | 0 | 0 | |
| 66 Walton | 4 | 0.00 | 0 | 0 | 0 | 0 | 0 | |
| 67 Washington | 1 | 0.00 | 0 | 0 | 0 | 0 | 0 | |
| 68 Washington Special | 1 | 0.00 | 0 | 0 | 0 | 0 | 0 | |
| 69 FAMU Lab School | 1 | 0.00 | 0 | 0 | 0 | 0 | 0 | |
| 70 FAU - Palm Beach | 1 | 0.00 | 0 | 0 | 0 | 0 | 0 | |
| 71 FAU - St. Lucie | 1 | 0.00 | 0 | 0 | 0 | 0 | 0 | |
| 72 FSU Lab - Broward | 1 | 0.00 | 0 | 0 | 0 | 0 | 0 | |
| 73 FSU Lab - Leon | 3 | 0.00 | 0 | 0 | 0 | 0 | 0 | |
| 74 UF Lab | 1 | 0.00 | 0 | 0 | 0 | 0 | 0 | |
| 75 Virtual School | 0 | 0.00 | 0 | 0 | 0 | 0 | 0 | |

State 178 155,750.22 66,000,000 2,810,501 15,759,172 33,929,738 52,499,411

2017-18 FEFP Second Calculation
Supplemental Academic Instruction (SAI) - Page 4

| District | Initial SAI Allocation | Additional Funds for 300 Lowest Schools | Total SAI Allocation |
|-----------------------|------------------------|---|----------------------|
| | -1- | -2- | -3- |
| 1 Alachua | 7,793,493 | 573,861 | 8,367,354 |
| 2 Baker | 1,779,867 | 109,258 | 1,889,125 |
| 3 Bay | 7,725,463 | 393,015 | 8,118,478 |
| 4 Bradford | 926,317 | 0 | 926,317 |
| 5 Brevard | 19,310,728 | 234,724 | 19,545,452 |
| 6 Broward | 55,152,819 | 7,204,855 | 62,357,674 |
| 7 Calhoun | 488,990 | 0 | 488,990 |
| 8 Charlotte | 3,430,269 | 0 | 3,430,269 |
| 9 Citrus | 3,306,710 | 0 | 3,306,710 |
| 10 Clay | 9,552,283 | 263,833 | 9,816,116 |
| 11 Collier | 9,162,969 | 1,548,275 | 10,711,244 |
| 12 Columbia | 3,762,670 | 63,350 | 3,826,020 |
| 13 Miami-Dade | 117,465,298 | 1,268,252 | 118,733,550 |
| 14 DeSoto | 1,615,831 | 230,177 | 1,846,008 |
| 15 Dixie | 485,359 | 0 | 485,359 |
| 16 Duval | 29,396,834 | 3,983,369 | 33,380,203 |
| 17 Escambia | 9,138,030 | 1,905,973 | 11,044,003 |
| 18 Flagler | 2,776,584 | 0 | 2,776,584 |
| 19 Franklin | 281,500 | 0 | 281,500 |
| 20 Gadsden | 1,046,552 | 352,307 | 1,398,859 |
| 21 Gilchrist | 594,423 | 0 | 594,423 |
| 22 Glades | 340,562 | 0 | 340,562 |
| 23 Gulf | 388,770 | 0 | 388,770 |
| 24 Hamilton | 349,359 | 0 | 349,359 |
| 25 Hardee | 1,166,886 | 0 | 1,166,886 |
| 26 Hendry | 1,600,383 | 0 | 1,600,383 |
| 27 Hernando | 5,173,673 | 179,991 | 5,353,664 |
| 28 Highlands | 2,458,923 | 272,801 | 2,731,724 |
| 29 Hillsborough | 41,455,571 | 9,518,852 | 50,974,423 |
| 30 Holmes | 675,386 | 0 | 675,386 |
| 31 Indian River | 3,582,835 | 428,006 | 4,010,841 |
| 32 Jackson | 1,287,779 | 0 | 1,287,779 |
| 33 Jefferson | 244,190 | 52,986 | 297,176 |
| 34 Lafayette | 210,158 | 0 | 210,158 |
| 35 Lake | 9,729,293 | 619,869 | 10,349,162 |
| 36 Lee | 19,547,611 | 588,440 | 20,136,051 |
| 37 Leon | 9,237,106 | 566,535 | 9,803,641 |
| 38 Levy | 1,253,309 | 0 | 1,253,309 |
| 39 Liberty | 285,517 | 0 | 285,517 |
| 40 Madison | 739,278 | 0 | 739,278 |
| 41 Manatee | 9,740,274 | 1,882,296 | 11,622,570 |
| 42 Marion | 12,656,441 | 693,463 | 13,349,904 |
| 43 Martin | 3,810,420 | 356,921 | 4,167,341 |
| 44 Monroe | 1,790,129 | 0 | 1,790,129 |
| 45 Nassau | 2,613,625 | 0 | 2,613,625 |
| 46 Okaloosa | 8,744,103 | 0 | 8,744,103 |
| 47 Okeechobee | 1,602,204 | 375,719 | 1,977,923 |
| 48 Orange | 42,760,301 | 5,014,768 | 47,775,069 |
| 49 Osceola | 13,880,962 | 0 | 13,880,962 |
| 50 Palm Beach | 36,640,297 | 4,334,281 | 40,974,578 |
| 51 Pasco | 19,198,864 | 1,663,398 | 20,862,262 |
| 52 Pinellas | 20,626,407 | 2,572,340 | 23,198,747 |
| 53 Polk | 22,864,493 | 2,396,190 | 25,260,683 |
| 54 Putnam | 2,748,435 | 223,729 | 2,972,164 |
| 55 St. Johns | 7,642,420 | 207,903 | 7,850,323 |
| 56 St. Lucie | 9,190,047 | 1,075,912 | 10,265,959 |
| 57 Santa Rosa | 8,021,453 | 0 | 8,021,453 |
| 58 Sarasota | 8,758,112 | 0 | 8,758,112 |
| 59 Seminole | 15,888,695 | 691,023 | 16,579,718 |
| 60 Sumter | 1,700,842 | 0 | 1,700,842 |
| 61 Suwannee | 1,269,309 | 0 | 1,269,309 |
| 62 Taylor | 572,170 | 16,145 | 588,315 |
| 63 Union | 504,119 | 0 | 504,119 |
| 64 Volusia | 16,277,820 | 636,594 | 16,914,414 |
| 65 Wakulla | 964,660 | 0 | 964,660 |
| 66 Walton | 1,587,184 | 0 | 1,587,184 |
| 67 Washington | 858,989 | 0 | 858,989 |
| 68 Washington Special | 87,455 | 0 | 87,455 |
| 69 FAMU Lab School | 326,688 | 0 | 326,688 |
| 70 FAU - Palm Beach | 297,008 | 0 | 297,008 |
| 71 FAU - St. Lucie | 424,858 | 0 | 424,858 |
| 72 FSU Lab - Broward | 143,443 | 0 | 143,443 |
| 73 FSU Lab - Leon | 294,562 | 0 | 294,562 |
| 74 UF Lab | 301,853 | 0 | 301,853 |
| 75 Virtual School | 0 | 0 | 0 |
| State | 659,708,220 | 52,499,411 | 712,207,631 |

2017-18 FEFP Second Calculation
Instructional Materials Allocation - Page 1

| District | 2016-17 | 2017-18 | FTE | FTE | Prorated |
|-----------------------|-------------------|-------------------|-----------|----------------------|---------------------------|
| | Unweighted FTE | Unweighted FTE | Growth | Growth x \$303.69 | Maintenance Allocation |
| | -1- | -2- | -3- | -4- | -5- |
| 1 Alachua | 28,585.43 | 28,862.23 | 276.80 | 84,061 | 2,134,043 |
| 2 Baker | 4,846.60 | 4,821.21 | 0.00 | 0 | 361,822 |
| 3 Bay | 27,365.63 | 27,669.05 | 303.42 | 92,146 | 2,042,979 |
| 4 Bradford | 3,131.90 | 3,127.47 | 0.00 | 0 | 233,812 |
| 5 Brevard | 72,498.14 | 72,961.00 | 462.86 | 140,566 | 5,412,342 |
| 6 Broward | 269,767.31 | 272,510.56 | 2,743.25 | 833,098 | 20,139,455 |
| 7 Calhoun | 2,163.50 | 2,154.44 | 0.00 | 0 | 161,516 |
| 8 Charlotte | 15,478.65 | 15,427.48 | 0.00 | 0 | 1,155,557 |
| 9 Citrus | 15,001.89 | 15,057.52 | 55.63 | 16,894 | 1,119,965 |
| 10 Clay | 36,908.87 | 37,033.78 | 124.91 | 37,934 | 2,755,428 |
| 11 Collier | 45,926.04 | 46,529.44 | 603.40 | 183,247 | 3,428,604 |
| 12 Columbia | 10,050.01 | 9,888.11 | 0.00 | 0 | 750,283 |
| 13 Miami-Dade | 353,024.11 | 352,443.52 | 0.00 | 0 | 26,354,984 |
| 14 DeSoto | 4,930.90 | 4,932.69 | 1.79 | 544 | 368,116 |
| 15 Dixie | 2,173.16 | 2,194.81 | 21.65 | 6,575 | 162,237 |
| 16 Duval | 128,685.07 | 129,558.57 | 873.50 | 265,273 | 9,606,972 |
| 17 Escambia | 39,909.14 | 39,627.08 | 0.00 | 0 | 2,979,413 |
| 18 Flagler | 12,831.22 | 12,952.80 | 121.58 | 36,923 | 957,914 |
| 19 Franklin | 1,275.06 | 1,272.64 | 0.00 | 0 | 95,189 |
| 20 Gadsden | 5,293.18 | 5,060.10 | 0.00 | 0 | 395,162 |
| 21 Gilchrist | 2,640.14 | 2,690.08 | 49.94 | 15,166 | 197,099 |
| 22 Glades | 1,695.12 | 1,805.47 | 110.35 | 33,512 | 126,549 |
| 23 Gulf | 1,889.05 | 1,921.95 | 32.90 | 9,991 | 141,027 |
| 24 Hamilton | 1,617.43 | 1,621.82 | 4.39 | 1,333 | 120,749 |
| 25 Hardee | 5,281.65 | 5,265.77 | 0.00 | 0 | 394,301 |
| 26 Hendry | 7,282.57 | 7,372.59 | 90.02 | 27,338 | 543,680 |
| 27 Hernando | 22,209.98 | 22,312.57 | 102.59 | 31,156 | 1,658,084 |
| 28 Highlands | 12,283.18 | 12,239.26 | 0.00 | 0 | 917,000 |
| 29 Hillsborough | 210,898.15 | 213,533.97 | 2,635.82 | 800,472 | 15,744,583 |
| 30 Holmes | 3,172.04 | 3,089.87 | 0.00 | 0 | 236,808 |
| 31 Indian River | 17,535.23 | 17,540.92 | 5.69 | 1,728 | 1,309,091 |
| 32 Jackson | 6,430.14 | 6,383.24 | 0.00 | 0 | 480,042 |
| 33 Jefferson | 723.95 | 689.19 | 0.00 | 0 | 54,046 |
| 34 Lafayette | 1,215.03 | 1,216.29 | 1.26 | 383 | 90,708 |
| 35 Lake | 41,864.08 | 42,040.08 | 176.00 | 53,449 | 3,125,359 |
| 36 Lee | 91,148.70 | 92,719.58 | 1,570.88 | 477,061 | 6,804,698 |
| 37 Leon | 33,888.07 | 33,872.57 | 0.00 | 0 | 2,529,911 |
| 38 Levy | 5,436.50 | 5,398.15 | 0.00 | 0 | 405,861 |
| 39 Liberty | 1,369.52 | 1,365.17 | 0.00 | 0 | 102,241 |
| 40 Madison | 2,675.23 | 2,731.15 | 55.92 | 16,982 | 199,719 |
| 41 Manatee | 48,269.31 | 48,978.74 | 709.43 | 215,447 | 3,603,541 |
| 42 Marion | 42,553.34 | 42,807.96 | 254.62 | 77,326 | 3,176,816 |
| 43 Martin | 18,747.59 | 18,914.79 | 167.20 | 50,777 | 1,399,600 |
| 44 Monroe | 8,209.99 | 8,191.05 | 0.00 | 0 | 612,916 |
| 45 Nassau | 11,574.25 | 11,851.18 | 276.93 | 84,101 | 864,075 |
| 46 Okaloosa | 30,787.81 | 31,231.46 | 443.65 | 134,732 | 2,298,461 |
| 47 Okeechobee | 6,477.13 | 6,523.21 | 46.08 | 13,994 | 483,550 |
| 48 Orange | 198,866.96 | 201,302.62 | 2,435.66 | 739,686 | 14,846,395 |
| 49 Osceola | 62,592.14 | 64,569.98 | 1,977.84 | 600,650 | 4,672,811 |
| 50 Palm Beach | 189,324.26 | 192,148.39 | 2,824.13 | 857,660 | 14,133,986 |
| 51 Pasco | 71,576.47 | 73,181.07 | 1,604.60 | 487,301 | 5,343,535 |
| 52 Pinellas | 101,041.50 | 100,804.33 | 0.00 | 0 | 7,543,244 |
| 53 Polk | 101,129.78 | 101,592.85 | 463.07 | 140,630 | 7,549,835 |
| 54 Putnam | 10,931.45 | 10,897.80 | 0.00 | 0 | 816,086 |
| 55 St. Johns | 38,075.68 | 39,471.63 | 1,395.95 | 423,936 | 2,842,536 |
| 56 St. Lucie | 39,560.24 | 39,581.55 | 21.31 | 6,472 | 2,953,366 |
| 57 Santa Rosa | 26,951.68 | 27,707.91 | 756.23 | 229,659 | 2,012,075 |
| 58 Sarasota | 42,634.82 | 42,936.88 | 302.06 | 91,733 | 3,182,899 |
| 59 Seminole | 67,092.59 | 67,703.53 | 610.94 | 185,536 | 5,008,791 |
| 60 Sumter | 8,326.29 | 8,416.58 | 90.29 | 27,420 | 621,598 |
| 61 Suwannee | 5,988.29 | 6,050.35 | 62.06 | 18,847 | 447,055 |
| 62 Taylor | 2,640.37 | 2,607.88 | 0.00 | 0 | 197,117 |
| 63 Union | 2,288.54 | 2,258.19 | 0.00 | 0 | 170,851 |
| 64 Volusia | 62,300.73 | 62,701.63 | 400.90 | 121,749 | 4,651,055 |
| 65 Wakulla | 5,141.59 | 5,157.47 | 15.88 | 4,823 | 383,845 |
| 66 Walton | 8,920.01 | 9,249.06 | 329.05 | 99,929 | 665,923 |
| 67 Washington | 3,134.27 | 3,097.84 | 0.00 | 0 | 233,989 |
| 68 Washington Special | 163.51 | 171.93 | 8.42 | 2,557 | 12,207 |
| 69 FAMU Lab School | 511.43 | 567.43 | 56.00 | 17,007 | 38,181 |
| 70 FAU - Palm Beach | 1,126.23 | 1,134.79 | 8.56 | 2,600 | 84,079 |
| 71 FAU - St. Lucie | 1,419.22 | 1,422.79 | 3.57 | 1,084 | 105,952 |
| 72 FSU Lab - Broward | 690.01 | 690.36 | 0.35 | 106 | 51,513 |
| 73 FSU Lab - Leon | 1,702.07 | 1,736.48 | 34.41 | 10,450 | 127,068 |
| 74 UF Lab | 1,137.48 | 1,155.02 | 17.54 | 5,327 | 84,918 |
| 75 Virtual School | 32,199.89 | 32,398.47 | 198.58 | 60,307 | 2,403,880 |
| State | 2,805,188.49 | 2,829,107.39 | 25,939.86 | 7,877,678 | 209,421,098 |

2017-18 FEFP Second Calculation
Instructional Materials Allocation - Page 2

| District | Dual Enrollment FTE | Dual Enrollment Allocation | ESE FTE | ESE Apps Allocation | Total Instructional Materials Allocation | Library Media Allocation | Science Lab Materials Allocation | Net Growth & Maintenance |
|-----------------------|---------------------|----------------------------|------------|---------------------|--|--------------------------|----------------------------------|--------------------------|
| -1- | -2- | -3- | -4- | -5- | -6- | -7- | -8- | |
| 1 Alachua | 437.31 | 187,106 | 3,776.55 | 29,451 | 2,434,661 | 129,974 | 35,526 | 2,269,161 |
| 2 Baker | 49.25 | 21,072 | 593.44 | 4,628 | 387,522 | 20,688 | 5,655 | 361,179 |
| 3 Bay | 276.26 | 118,200 | 5,182.92 | 40,418 | 2,293,743 | 122,452 | 33,470 | 2,137,821 |
| 4 Bradford | 45.53 | 19,480 | 694.98 | 5,420 | 258,712 | 13,811 | 3,775 | 241,126 |
| 5 Brevard | 1,204.07 | 515,170 | 13,188.12 | 102,845 | 6,170,923 | 329,435 | 90,046 | 5,751,442 |
| 6 Broward | 2,001.11 | 856,189 | 37,566.34 | 292,954 | 22,121,696 | 1,180,968 | 322,798 | 20,617,930 |
| 7 Calhoun | 26.83 | 11,479 | 434.32 | 3,387 | 176,382 | 9,416 | 2,574 | 164,392 |
| 8 Charlotte | 307.03 | 131,365 | 3,085.90 | 24,065 | 1,310,987 | 69,987 | 19,130 | 1,221,870 |
| 9 Citrus | 124.76 | 53,379 | 1,914.01 | 14,926 | 1,205,164 | 64,338 | 17,586 | 1,123,240 |
| 10 Clay | 387.21 | 165,671 | 7,760.92 | 60,522 | 3,019,555 | 161,199 | 44,061 | 2,814,295 |
| 11 Collier | 611.64 | 261,694 | 6,173.42 | 48,142 | 3,921,687 | 209,359 | 57,225 | 3,655,103 |
| 12 Columbia | 104.31 | 44,630 | 1,708.79 | 13,326 | 808,239 | 43,148 | 11,794 | 753,297 |
| 13 Miami-Dade | 2,019.70 | 864,143 | 39,649.14 | 309,196 | 27,528,323 | 1,469,601 | 401,691 | 25,657,031 |
| 14 DeSoto | 31.88 | 13,640 | 709.58 | 5,533 | 387,833 | 20,704 | 5,659 | 361,470 |
| 15 Dixie | 31.41 | 13,439 | 563.80 | 4,397 | 186,648 | 9,964 | 2,724 | 173,960 |
| 16 Duval | 966.68 | 413,601 | 20,042.24 | 156,295 | 10,442,141 | 557,454 | 152,371 | 9,732,316 |
| 17 Escambia | 179.53 | 76,813 | 6,106.61 | 47,621 | 3,103,847 | 165,699 | 45,291 | 2,892,857 |
| 18 Flagler | 190.71 | 81,597 | 1,828.70 | 14,261 | 1,090,695 | 58,227 | 15,915 | 1,016,553 |
| 19 Franklin | 33.60 | 14,376 | 232.36 | 1,812 | 111,377 | 5,946 | 1,625 | 103,806 |
| 20 Gadsden | 36.46 | 15,600 | 747.27 | 5,827 | 416,589 | 22,240 | 6,079 | 388,270 |
| 21 Gilchrist | 65.67 | 28,097 | 517.07 | 4,032 | 244,394 | 13,047 | 3,566 | 227,781 |
| 22 Glades | 8.61 | 3,684 | 331.49 | 2,585 | 166,330 | 8,880 | 2,427 | 155,023 |
| 23 Gulf | 21.04 | 9,002 | 322.06 | 2,511 | 162,531 | 8,677 | 2,372 | 151,482 |
| 24 Hamilton | 8.70 | 3,722 | 205.09 | 1,599 | 127,403 | 6,801 | 1,859 | 118,743 |
| 25 Hardee | 43.50 | 18,612 | 688.25 | 5,367 | 418,280 | 22,330 | 6,104 | 389,846 |
| 26 Hendry | 34.13 | 14,603 | 1,116.89 | 8,710 | 594,331 | 31,728 | 8,672 | 553,931 |
| 27 Hernando | 245.44 | 105,013 | 3,167.60 | 24,702 | 1,818,955 | 97,105 | 26,542 | 1,695,308 |
| 28 Highlands | 143.02 | 61,192 | 1,825.43 | 14,235 | 992,427 | 52,981 | 14,481 | 924,965 |
| 29 Hillsborough | 765.03 | 327,323 | 31,918.58 | 248,911 | 17,121,289 | 914,021 | 249,832 | 15,957,436 |
| 30 Holmes | 37.45 | 16,023 | 463.58 | 3,615 | 256,446 | 13,690 | 3,742 | 239,014 |
| 31 Indian River | 175.96 | 75,286 | 2,517.05 | 19,629 | 1,405,734 | 75,045 | 20,512 | 1,310,177 |
| 32 Jackson | 84.84 | 36,299 | 1,010.68 | 7,882 | 524,223 | 27,986 | 7,649 | 488,588 |
| 33 Jefferson | 1.62 | 693 | 114.00 | 889 | 55,628 | 2,970 | 812 | 51,846 |
| 34 Lafayette | 20.95 | 8,964 | 183.40 | 1,430 | 101,485 | 5,418 | 1,481 | 94,586 |
| 35 Lake | 242.62 | 103,807 | 6,413.71 | 50,016 | 3,332,631 | 177,913 | 48,629 | 3,106,089 |
| 36 Lee | 807.16 | 345,349 | 11,925.97 | 93,002 | 7,720,110 | 412,138 | 112,651 | 7,195,321 |
| 37 Leon | 200.45 | 85,764 | 5,384.50 | 41,990 | 2,657,665 | 141,880 | 38,780 | 2,477,005 |
| 38 Levy | 47.01 | 20,114 | 1,030.34 | 8,035 | 434,010 | 23,170 | 6,333 | 404,507 |
| 39 Liberty | 14.26 | 6,101 | 284.19 | 2,216 | 110,558 | 5,902 | 1,613 | 103,043 |
| 40 Madison | 29.53 | 12,635 | 489.58 | 3,818 | 233,154 | 12,447 | 3,402 | 217,305 |
| 41 Manatee | 522.03 | 223,354 | 8,305.89 | 64,772 | 4,107,114 | 219,258 | 59,931 | 3,827,925 |
| 42 Marion | 320.85 | 137,278 | 6,643.62 | 51,809 | 3,443,229 | 183,817 | 50,243 | 3,209,169 |
| 43 Martin | 642.02 | 274,693 | 3,014.89 | 23,511 | 1,748,581 | 93,348 | 25,515 | 1,629,718 |
| 44 Monroe | 27.89 | 11,933 | 1,304.64 | 10,174 | 635,023 | 33,901 | 9,266 | 591,856 |
| 45 Nassau | 171.70 | 73,463 | 1,751.06 | 13,655 | 1,035,294 | 55,269 | 15,107 | 964,918 |
| 46 Okaloosa | 309.49 | 132,417 | 4,789.60 | 37,351 | 2,602,961 | 138,959 | 37,982 | 2,426,020 |
| 47 Okeechobee | 60.37 | 25,830 | 1,343.64 | 10,478 | 533,852 | 28,500 | 7,790 | 497,562 |
| 48 Orange | 1,954.76 | 836,358 | 23,214.27 | 181,032 | 16,603,471 | 886,377 | 242,276 | 15,474,818 |
| 49 Osceola | 599.47 | 256,487 | 7,551.90 | 58,892 | 5,588,840 | 298,360 | 81,552 | 5,208,928 |
| 50 Palm Beach | 723.42 | 309,520 | 30,458.15 | 237,522 | 15,538,688 | 829,533 | 226,739 | 14,482,416 |
| 51 Pasco | 520.61 | 222,747 | 11,923.08 | 92,980 | 6,146,563 | 328,134 | 89,690 | 5,728,739 |
| 52 Pinellas | 1,056.50 | 452,031 | 13,810.41 | 107,698 | 8,102,973 | 432,577 | 118,238 | 7,552,158 |
| 53 Polk | 1,104.92 | 472,748 | 13,199.79 | 102,936 | 8,266,149 | 441,289 | 120,619 | 7,704,241 |
| 54 Putnam | 60.39 | 25,838 | 1,919.43 | 14,968 | 856,892 | 45,745 | 12,504 | 798,643 |
| 55 St. Johns | 288.51 | 123,441 | 6,192.99 | 48,295 | 3,438,208 | 183,549 | 50,170 | 3,204,489 |
| 56 St. Lucie | 629.02 | 269,131 | 4,712.50 | 36,749 | 3,265,718 | 174,340 | 47,653 | 3,043,725 |
| 57 Santa Rosa | 480.78 | 205,705 | 3,728.25 | 29,074 | 2,476,513 | 132,209 | 36,137 | 2,308,167 |
| 58 Sarasota | 605.90 | 259,239 | 6,733.31 | 52,508 | 3,586,379 | 191,459 | 52,332 | 3,342,588 |
| 59 Seminole | 241.84 | 103,473 | 9,677.49 | 75,468 | 5,373,268 | 286,852 | 78,406 | 5,008,010 |
| 60 Sumter | 120.93 | 51,741 | 1,254.85 | 9,786 | 710,545 | 37,932 | 10,368 | 662,245 |
| 61 Suwannee | 54.64 | 23,378 | 795.00 | 6,200 | 495,480 | 26,451 | 7,230 | 461,799 |
| 62 Taylor | 47.43 | 20,293 | 429.43 | 3,349 | 220,759 | 11,785 | 3,221 | 205,753 |
| 63 Union | 29.28 | 12,528 | 402.36 | 3,138 | 186,517 | 9,957 | 2,722 | 173,838 |
| 64 Volusia | 628.79 | 269,032 | 10,898.87 | 84,993 | 5,126,829 | 273,696 | 74,810 | 4,778,323 |
| 65 Wakulla | 68.24 | 29,197 | 1,092.72 | 8,521 | 426,386 | 22,763 | 6,222 | 397,401 |
| 66 Walton | 199.39 | 85,310 | 1,017.31 | 7,933 | 859,095 | 45,863 | 12,536 | 800,696 |
| 67 Washington | 49.30 | 21,093 | 575.13 | 4,485 | 259,567 | 13,857 | 3,788 | 241,922 |
| 68 Washington Special | 0.43 | 184 | 50.89 | 397 | 15,345 | 819 | 224 | 14,302 |
| 69 FAMU Lab School | 2.95 | 1,262 | 36.00 | 281 | 56,731 | 3,029 | 828 | 52,874 |
| 70 FAU - Palm Beach | 408.41 | 174,741 | 61.59 | 480 | 261,900 | 13,982 | 3,822 | 244,096 |
| 71 FAU - St. Lucie | 0.01 | 4 | 136.62 | 1,065 | 108,105 | 5,771 | 1,577 | 100,757 |
| 72 FSU Lab - Broward | 0.01 | 4 | 67.66 | 528 | 52,151 | 2,784 | 761 | 48,606 |
| 73 FSU Lab - Leon | 28.32 | 12,117 | 107.38 | 837 | 150,472 | 8,033 | 2,196 | 140,243 |
| 74 UF Lab | 30.84 | 13,195 | 73.91 | 576 | 104,016 | 5,553 | 1,518 | 96,945 |
| 75 Virtual School | 90.69 | 38,802 | 300.98 | 2,347 | 2,505,336 | 0 | 0 | 2,505,336 |
| State | 24,142.40 | 10,329,494 | 399,444.48 | 3,114,988 | 230,743,258 | 12,184,490 | 3,330,427 | 215,228,341 |

2017-18 FEFP Second Calculation
 Student Transportation Allocation

| District | Adjusted ESE Allocation Factor | ESE Transportation Allocation | Adjusted Base Allocation Factor | Base Transportation Allocation | Total Transportation Allocation |
|-----------------------|--------------------------------|-------------------------------|---------------------------------|--------------------------------|---------------------------------|
| | -1- | -2- | -3- | -4- | -5- |
| 1 Alachua | 539.44 | 461,221 | 7,633.77 | 3,223,166 | 3,684,387 |
| 2 Baker | 54.46 | 46,563 | 2,816.16 | 1,189,052 | 1,235,615 |
| 3 Bay | 771.72 | 659,821 | 7,682.18 | 3,243,606 | 3,903,427 |
| 4 Bradford | 98.62 | 84,320 | 1,568.68 | 662,335 | 746,655 |
| 5 Brevard | 1,690.20 | 1,445,121 | 20,928.36 | 8,836,469 | 10,281,590 |
| 6 Broward | 3,374.61 | 2,885,292 | 70,912.54 | 29,941,021 | 32,826,313 |
| 7 Calhoun | 61.41 | 52,506 | 960.59 | 405,585 | 458,091 |
| 8 Charlotte | 862.73 | 737,634 | 5,956.97 | 2,515,179 | 3,252,813 |
| 9 Citrus | 229.20 | 195,966 | 8,281.36 | 3,496,594 | 3,692,560 |
| 10 Clay | 1,734.19 | 1,482,732 | 13,386.65 | 5,652,173 | 7,134,905 |
| 11 Collier | 487.82 | 417,086 | 16,006.23 | 6,758,224 | 7,175,310 |
| 12 Columbia | 344.09 | 294,197 | 4,164.54 | 1,758,371 | 2,052,568 |
| 13 Miami-Dade | 3,469.43 | 2,966,363 | 41,974.43 | 17,722,638 | 20,689,001 |
| 14 DeSoto | 173.88 | 148,667 | 1,591.93 | 672,152 | 820,819 |
| 15 Dixie | 36.00 | 30,780 | 1,324.96 | 559,431 | 590,211 |
| 16 Duval | 4,599.75 | 3,932,786 | 37,844.81 | 15,979,011 | 19,911,797 |
| 17 Escambia | 1,587.64 | 1,357,432 | 20,683.68 | 8,733,159 | 10,090,591 |
| 18 Flagler | 355.17 | 303,670 | 5,446.52 | 2,299,655 | 2,603,325 |
| 19 Franklin | 21.86 | 18,690 | 754.92 | 318,746 | 337,436 |
| 20 Gadsden | 325.24 | 278,080 | 2,946.91 | 1,244,258 | 1,522,338 |
| 21 Gilchrist | 37.54 | 32,097 | 1,007.36 | 425,332 | 457,429 |
| 22 Glades | 12.67 | 10,833 | 479.58 | 202,490 | 213,323 |
| 23 Gulf | 45.85 | 39,202 | 810.66 | 342,281 | 381,483 |
| 24 Hamilton | 26.35 | 22,529 | 713.54 | 301,274 | 323,803 |
| 25 Hardee | 98.84 | 84,508 | 2,462.78 | 1,039,846 | 1,124,354 |
| 26 Hendry | 205.03 | 175,301 | 3,151.00 | 1,330,430 | 1,505,731 |
| 27 Hernando | 138.64 | 118,537 | 11,530.20 | 4,868,334 | 4,986,871 |
| 28 Highlands | 545.33 | 466,257 | 4,843.01 | 2,044,838 | 2,511,095 |
| 29 Hillsborough | 5,843.21 | 4,995,945 | 64,981.97 | 27,436,988 | 32,432,933 |
| 30 Holmes | 13.98 | 11,953 | 1,700.16 | 717,849 | 729,802 |
| 31 Indian River | 449.46 | 384,288 | 7,984.69 | 3,371,333 | 3,755,621 |
| 32 Jackson | 328.87 | 281,184 | 3,064.75 | 1,294,013 | 1,575,197 |
| 33 Jefferson | 2.90 | 2,480 | 413.69 | 174,670 | 177,150 |
| 34 Lafayette | 0.00 | 0 | 464.51 | 196,128 | 196,128 |
| 35 Lake | 1,701.14 | 1,454,475 | 17,423.73 | 7,356,728 | 8,811,203 |
| 36 Lee | 2,985.21 | 2,552,355 | 47,291.19 | 19,967,505 | 22,519,860 |
| 37 Leon | 1,074.92 | 919,057 | 9,886.70 | 4,174,408 | 5,093,465 |
| 38 Levy | 184.43 | 157,688 | 2,937.93 | 1,240,466 | 1,398,154 |
| 39 Liberty | 73.61 | 62,937 | 530.06 | 223,804 | 286,741 |
| 40 Madison | 9.18 | 7,849 | 1,392.38 | 587,897 | 595,746 |
| 41 Manatee | 1,032.67 | 882,933 | 15,241.09 | 6,435,164 | 7,318,097 |
| 42 Marion | 2,213.25 | 1,892,329 | 19,860.50 | 8,385,592 | 10,277,921 |
| 43 Martin | 218.48 | 186,800 | 6,418.58 | 2,710,083 | 2,896,883 |
| 44 Monroe | 88.28 | 75,479 | 2,331.37 | 984,362 | 1,059,841 |
| 45 Nassau | 376.47 | 321,882 | 5,863.81 | 2,475,845 | 2,797,727 |
| 46 Okaloosa | 1,324.20 | 1,132,191 | 12,888.97 | 5,442,041 | 6,574,232 |
| 47 Okeechobee | 190.21 | 162,630 | 3,546.39 | 1,497,373 | 1,660,003 |
| 48 Orange | 3,650.47 | 3,121,152 | 64,137.37 | 27,080,377 | 30,201,529 |
| 49 Osceola | 2,360.95 | 2,018,612 | 22,303.69 | 9,417,167 | 11,435,779 |
| 50 Palm Beach | 5,179.55 | 4,428,515 | 53,041.74 | 22,395,529 | 26,824,044 |
| 51 Pasco | 2,372.81 | 2,028,753 | 33,151.79 | 13,997,502 | 16,026,255 |
| 52 Pinellas | 2,946.52 | 2,519,275 | 23,597.08 | 9,963,268 | 12,482,543 |
| 53 Polk | 3,572.63 | 3,054,599 | 46,395.36 | 19,589,264 | 22,643,863 |
| 54 Putnam | 348.19 | 297,702 | 5,335.74 | 2,252,881 | 2,550,583 |
| 55 St. Johns | 839.14 | 717,465 | 19,886.48 | 8,396,562 | 9,114,027 |
| 56 St. Lucie | 1,597.64 | 1,365,982 | 19,575.60 | 8,265,300 | 9,631,282 |
| 57 Santa Rosa | 973.34 | 832,206 | 13,646.02 | 5,761,686 | 6,593,892 |
| 58 Sarasota | 888.42 | 759,599 | 13,329.70 | 5,628,128 | 6,387,727 |
| 59 Seminole | 776.32 | 663,754 | 25,926.55 | 10,946,828 | 11,610,582 |
| 60 Sumter | 154.90 | 132,440 | 2,117.77 | 894,175 | 1,026,615 |
| 61 Suwannee | 98.69 | 84,380 | 2,965.89 | 1,252,272 | 1,336,652 |
| 62 Taylor | 98.30 | 84,047 | 1,029.64 | 434,739 | 518,786 |
| 63 Union | 26.74 | 22,863 | 1,063.68 | 449,112 | 471,975 |
| 64 Volusia | 1,291.86 | 1,104,540 | 22,292.41 | 9,412,404 | 10,516,944 |
| 65 Wakulla | 7.10 | 6,071 | 4,196.10 | 1,771,697 | 1,777,768 |
| 66 Walton | 201.86 | 172,590 | 4,817.87 | 2,034,223 | 2,206,813 |
| 67 Washington | 76.66 | 65,544 | 1,851.00 | 781,538 | 847,082 |
| 68 Washington Special | 0.00 | 0 | 0.00 | 0 | 0 |
| 69 FAMU Lab School | 0.00 | 0 | 0.00 | 0 | 0 |
| 70 FAU - Palm Beach | 0.00 | 0 | 0.00 | 0 | 0 |
| 71 FAU - St. Lucie | 0.00 | 0 | 0.00 | 0 | 0 |
| 72 FSU Lab - Broward | 0.00 | 0 | 0.00 | 0 | 0 |
| 73 FSU Lab - Leon | 0.00 | 0 | 0.00 | 0 | 0 |
| 74 UF Lab | 0.00 | 0 | 0.00 | 0 | 0 |
| 75 Virtual School | 0.00 | 0 | 0.00 | 0 | 0 |
| State | 67,500.27 | 57,712,735 | 902,748.27 | 381,162,551 | 438,875,286 |

2017-18 FEFP Second Calculation
 Teachers Classroom Supply Assistance

| District | 2017-18 Appropriated Unweighted FTE | Teachers Classroom Supply Assistance |
|-----------------------|--|---|
| -1- | -2- | |
| 1 Alachua | 28,862.23 | 467,362 |
| 2 Baker | 4,821.21 | 78,069 |
| 3 Bay | 27,669.05 | 448,041 |
| 4 Bradford | 3,127.47 | 50,643 |
| 5 Brevard | 72,961.00 | 1,181,448 |
| 6 Broward | 272,510.56 | 4,412,729 |
| 7 Calhoun | 2,154.44 | 34,887 |
| 8 Charlotte | 15,427.48 | 249,815 |
| 9 Citrus | 15,057.52 | 243,824 |
| 10 Clay | 37,033.78 | 599,683 |
| 11 Collier | 46,529.44 | 753,446 |
| 12 Columbia | 9,888.11 | 160,117 |
| 13 Miami-Dade | 352,443.52 | 5,707,073 |
| 14 DeSoto | 4,932.69 | 79,874 |
| 15 Dixie | 2,194.81 | 35,540 |
| 16 Duval | 129,558.57 | 2,097,925 |
| 17 Escambia | 39,627.08 | 641,676 |
| 18 Flagler | 12,952.80 | 209,743 |
| 19 Franklin | 1,272.64 | 20,608 |
| 20 Gadsden | 5,060.10 | 81,938 |
| 21 Gilchrist | 2,690.08 | 43,560 |
| 22 Glades | 1,805.47 | 29,236 |
| 23 Gulf | 1,921.95 | 31,122 |
| 24 Hamilton | 1,621.82 | 26,262 |
| 25 Hardee | 5,265.77 | 85,268 |
| 26 Hendry | 7,372.59 | 119,383 |
| 27 Hernando | 22,312.57 | 361,305 |
| 28 Highlands | 12,239.26 | 198,189 |
| 29 Hillsborough | 213,533.97 | 3,457,728 |
| 30 Holmes | 3,089.87 | 50,034 |
| 31 Indian River | 17,540.92 | 284,038 |
| 32 Jackson | 6,383.24 | 103,363 |
| 33 Jefferson | 689.19 | 11,160 |
| 34 Lafayette | 1,216.29 | 19,695 |
| 35 Lake | 42,040.08 | 680,750 |
| 36 Lee | 92,719.58 | 1,501,396 |
| 37 Leon | 33,872.57 | 548,494 |
| 38 Levy | 5,398.15 | 87,412 |
| 39 Liberty | 1,365.17 | 22,106 |
| 40 Madison | 2,731.15 | 44,225 |
| 41 Manatee | 48,978.74 | 793,106 |
| 42 Marion | 42,807.96 | 693,184 |
| 43 Martin | 18,914.79 | 306,285 |
| 44 Monroe | 8,191.05 | 132,637 |
| 45 Nassau | 11,851.18 | 191,905 |
| 46 Okaloosa | 31,231.46 | 505,727 |
| 47 Okeechobee | 6,523.21 | 105,629 |
| 48 Orange | 201,302.62 | 3,259,668 |
| 49 Osceola | 64,569.98 | 1,045,573 |
| 50 Palm Beach | 192,148.39 | 3,111,434 |
| 51 Pasco | 73,181.07 | 1,185,012 |
| 52 Pinellas | 100,804.33 | 1,632,312 |
| 53 Polk | 101,592.85 | 1,645,080 |
| 54 Putnam | 10,897.80 | 176,467 |
| 55 St. Johns | 39,471.63 | 639,159 |
| 56 St. Lucie | 39,581.55 | 640,939 |
| 57 Santa Rosa | 27,707.91 | 448,671 |
| 58 Sarasota | 42,936.88 | 695,271 |
| 59 Seminole | 67,703.53 | 1,096,315 |
| 60 Sumter | 8,416.58 | 136,289 |
| 61 Suwannee | 6,050.35 | 97,973 |
| 62 Taylor | 2,607.88 | 42,229 |
| 63 Union | 2,258.19 | 36,567 |
| 64 Volusia | 62,701.63 | 1,015,319 |
| 65 Wakulla | 5,157.47 | 83,514 |
| 66 Walton | 9,249.06 | 149,769 |
| 67 Washington | 3,097.84 | 50,163 |
| 68 Washington Special | 171.93 | 2,784 |
| 69 FAMU Lab School | 567.43 | 9,188 |
| 70 FAU - Palm Beach | 1,134.79 | 18,375 |
| 71 FAU - St. Lucie | 1,422.79 | 23,039 |
| 72 FSU Lab - Broward | 690.36 | 11,179 |
| 73 FSU Lab - Leon | 1,736.48 | 28,119 |
| 74 UF Lab | 1,155.02 | 18,703 |
| 75 Virtual School | | 0 |
| State | 2,796,708.92 | 45,286,750 |

2017-18 FEFP Second Calculation
 Reading Allocation

| District | Minimum Reading Allocation | FEFP Base Funding | Reading Base Allocation | Total Reading Allocation |
|-----------------------|----------------------------|-------------------|-------------------------|--------------------------|
| | -1- | -2- | -3- | -4- |
| 1 Alachua | 115,000 | 127,307,231 | 1,193,198 | 1,308,198 |
| 2 Baker | 115,000 | 20,691,187 | 193,930 | 308,930 |
| 3 Bay | 115,000 | 126,335,102 | 1,184,087 | 1,299,087 |
| 4 Bradford | 115,000 | 13,549,499 | 126,994 | 241,994 |
| 5 Brevard | 115,000 | 333,487,560 | 3,125,642 | 3,240,642 |
| 6 Broward | 115,000 | 1,279,833,647 | 11,995,356 | 12,110,356 |
| 7 Calhoun | 115,000 | 9,030,798 | 84,642 | 199,642 |
| 8 Charlotte | 115,000 | 69,618,702 | 652,508 | 767,508 |
| 9 Citrus | 115,000 | 64,161,737 | 601,362 | 716,362 |
| 10 Clay | 115,000 | 168,181,086 | 1,576,292 | 1,691,292 |
| 11 Collier | 115,000 | 224,559,292 | 2,104,702 | 2,219,702 |
| 12 Columbia | 115,000 | 41,369,241 | 387,737 | 502,737 |
| 13 Miami-Dade | 115,000 | 1,646,487,631 | 15,431,854 | 15,546,854 |
| 14 DeSoto | 115,000 | 21,355,131 | 200,153 | 315,153 |
| 15 Dixie | 115,000 | 9,183,448 | 86,073 | 201,073 |
| 16 Duval | 115,000 | 596,538,534 | 5,591,111 | 5,706,111 |
| 17 Escambia | 115,000 | 174,881,180 | 1,639,090 | 1,754,090 |
| 18 Flagler | 115,000 | 54,724,821 | 512,913 | 627,913 |
| 19 Franklin | 115,000 | 5,305,048 | 49,722 | 164,722 |
| 20 Gadsden | 115,000 | 21,333,667 | 199,952 | 314,952 |
| 21 Gilchrist | 115,000 | 11,809,727 | 110,688 | 225,688 |
| 22 Glades | 115,000 | 7,896,238 | 74,008 | 189,008 |
| 23 Gulf | 115,000 | 8,215,032 | 76,996 | 191,996 |
| 24 Hamilton | 115,000 | 6,735,000 | 63,124 | 178,124 |
| 25 Hardee | 115,000 | 22,543,675 | 211,293 | 326,293 |
| 26 Hendry | 115,000 | 32,707,843 | 306,557 | 421,557 |
| 27 Hernando | 115,000 | 98,404,404 | 922,304 | 1,037,304 |
| 28 Highlands | 115,000 | 51,482,150 | 482,521 | 597,521 |
| 29 Hillsborough | 115,000 | 986,471,917 | 9,245,797 | 9,360,797 |
| 30 Holmes | 115,000 | 12,708,059 | 119,107 | 234,107 |
| 31 Indian River | 115,000 | 79,440,226 | 744,561 | 859,561 |
| 32 Jackson | 115,000 | 26,677,524 | 250,037 | 365,037 |
| 33 Jefferson | 115,000 | 2,932,416 | 27,484 | 142,484 |
| 34 Lafayette | 115,000 | 5,048,900 | 47,321 | 162,321 |
| 35 Lake | 115,000 | 187,158,104 | 1,754,156 | 1,869,156 |
| 36 Lee | 115,000 | 423,436,002 | 3,968,692 | 4,083,692 |
| 37 Leon | 115,000 | 149,294,785 | 1,399,279 | 1,514,279 |
| 38 Levy | 115,000 | 23,177,101 | 217,229 | 332,229 |
| 39 Liberty | 115,000 | 6,108,297 | 57,251 | 172,251 |
| 40 Madison | 115,000 | 11,089,315 | 103,936 | 218,936 |
| 41 Manatee | 115,000 | 219,739,542 | 2,059,529 | 2,174,529 |
| 42 Marion | 115,000 | 181,645,899 | 1,702,493 | 1,817,493 |
| 43 Martin | 115,000 | 88,858,880 | 832,838 | 947,838 |
| 44 Monroe | 115,000 | 37,936,068 | 355,559 | 470,559 |
| 45 Nassau | 115,000 | 52,592,642 | 492,929 | 607,929 |
| 46 Okaloosa | 115,000 | 141,500,366 | 1,326,225 | 1,441,225 |
| 47 Okeechobee | 115,000 | 28,326,816 | 265,496 | 380,496 |
| 48 Orange | 115,000 | 944,455,569 | 8,851,995 | 8,966,995 |
| 49 Osceola | 115,000 | 291,666,881 | 2,733,674 | 2,848,674 |
| 50 Palm Beach | 115,000 | 932,765,858 | 8,742,432 | 8,857,432 |
| 51 Pasco | 115,000 | 331,342,519 | 3,105,538 | 3,220,538 |
| 52 Pinellas | 115,000 | 462,684,090 | 4,336,548 | 4,451,548 |
| 53 Polk | 115,000 | 444,247,636 | 4,163,751 | 4,278,751 |
| 54 Putnam | 115,000 | 46,428,705 | 435,157 | 550,157 |
| 55 St. Johns | 115,000 | 179,582,867 | 1,683,157 | 1,798,157 |
| 56 St. Lucie | 115,000 | 175,434,832 | 1,644,279 | 1,759,279 |
| 57 Santa Rosa | 115,000 | 121,802,956 | 1,141,609 | 1,256,609 |
| 58 Sarasota | 115,000 | 201,949,579 | 1,892,791 | 2,007,791 |
| 59 Seminole | 115,000 | 304,721,725 | 2,856,032 | 2,971,032 |
| 60 Sumter | 115,000 | 35,616,477 | 333,819 | 448,819 |
| 61 Suwannee | 115,000 | 24,952,072 | 233,865 | 348,865 |
| 62 Taylor | 115,000 | 11,075,477 | 103,806 | 218,806 |
| 63 Union | 115,000 | 9,654,391 | 90,487 | 205,487 |
| 64 Volusia | 115,000 | 276,485,542 | 2,591,386 | 2,706,386 |
| 65 Wakulla | 115,000 | 21,988,780 | 206,092 | 321,092 |
| 66 Walton | 115,000 | 39,349,104 | 368,803 | 483,803 |
| 67 Washington | 115,000 | 13,053,386 | 122,344 | 237,344 |
| 68 Washington Special | 115,000 | 675,493 | 6,331 | 121,331 |
| 69 FAMU Lab School | 115,000 | 2,399,414 | 22,489 | 137,489 |
| 70 FAU - Palm Beach | 115,000 | 5,108,344 | 47,878 | 162,878 |
| 71 FAU - St. Lucie | 115,000 | 6,294,384 | 58,995 | 173,995 |
| 72 FSU Lab - Broward | 115,000 | 3,177,918 | 29,785 | 144,785 |
| 73 FSU Lab - Leon | 115,000 | 7,394,634 | 69,307 | 184,307 |
| 74 UF Lab | 115,000 | 4,962,765 | 46,514 | 161,514 |
| 75 Virtual School | 115,000 | 138,852,601 | 1,301,408 | 1,416,408 |
| State | 8,625,000 | 12,949,995,469 | 121,375,000 | 130,000,000 |

2017-18 FEFP Second Calculation
 Virtual Education Contribution - Page 2

| District | Total Funds per FTE | Virtual Education Unweighted FTE | Virtual Education Preliminary Allocation | Difference to \$5,230 Per FTE | Virtual FTE Multiplied by Difference per FTE |
|-----------------------|---------------------|----------------------------------|--|-------------------------------|--|
| | -1- | -2- | -3- | -4- | -5- |
| 1 Alachua | 5,030.33 | 315.88 | 1,588,981 | 199.67 | 63,072 |
| 2 Baker | 4,925.94 | 0.31 | 1,527 | 304.06 | 94 |
| 3 Bay | 5,185.58 | 110.29 | 571,918 | 44.42 | 4,899 |
| 4 Bradford | 4,982.31 | 21.86 | 108,913 | 247.69 | 5,415 |
| 5 Brevard | 5,189.55 | 555.91 | 2,884,923 | 40.45 | 22,487 |
| 6 Broward | 5,331.88 | 217.52 | 1,159,791 | 0.00 | 0 |
| 7 Calhoun | 4,856.04 | 54.13 | 262,857 | 373.96 | 20,242 |
| 8 Charlotte | 5,441.89 | 163.42 | 889,314 | 0.00 | 0 |
| 9 Citrus | 4,878.51 | 12.15 | 59,274 | 351.49 | 4,271 |
| 10 Clay | 5,158.28 | 503.82 | 2,598,845 | 71.72 | 36,134 |
| 11 Collier | 6,326.29 | 55.52 | 351,236 | 0.00 | 0 |
| 12 Columbia | 4,806.10 | 76.80 | 369,108 | 423.90 | 32,556 |
| 13 Miami-Dade | 5,415.53 | 385.65 | 2,088,499 | 0.00 | 0 |
| 14 DeSoto | 4,961.62 | 4.41 | 21,881 | 268.38 | 1,184 |
| 15 Dixie | 4,850.61 | 26.35 | 127,814 | 379.39 | 9,997 |
| 16 Duval | 5,218.82 | 606.30 | 3,164,171 | 11.18 | 6,778 |
| 17 Escambia | 5,025.56 | 520.37 | 2,615,151 | 204.44 | 106,384 |
| 18 Flagler | 4,851.38 | 140.59 | 682,056 | 378.62 | 53,230 |
| 19 Franklin | 5,482.46 | 0.00 | 0 | 0.00 | 0 |
| 20 Gadsden | 4,850.41 | 6.40 | 31,043 | 379.59 | 2,429 |
| 21 Gilchrist | 5,054.64 | 51.44 | 260,011 | 175.36 | 9,021 |
| 22 Glades | 5,060.11 | 0.37 | 1,872 | 169.89 | 63 |
| 23 Gulf | 5,140.21 | 26.95 | 138,529 | 89.79 | 2,420 |
| 24 Hamilton | 4,830.91 | 17.34 | 83,768 | 399.09 | 6,920 |
| 25 Hardee | 4,912.36 | 49.58 | 243,555 | 317.64 | 15,749 |
| 26 Hendry | 5,064.00 | 1.05 | 5,317 | 166.00 | 174 |
| 27 Hernando | 5,028.07 | 391.00 | 1,965,975 | 201.93 | 78,955 |
| 28 Highlands | 4,826.01 | 45.49 | 219,535 | 403.99 | 18,378 |
| 29 Hillsborough | 5,233.55 | 1,080.54 | 5,655,060 | 0.00 | 0 |
| 30 Holmes | 4,761.37 | 65.11 | 310,013 | 468.63 | 30,512 |
| 31 Indian River | 5,381.70 | 5.58 | 30,030 | 0.00 | 0 |
| 32 Jackson | 4,808.41 | 31.98 | 153,773 | 421.59 | 13,482 |
| 33 Jefferson | 5,199.33 | 30.33 | 157,696 | 30.67 | 930 |
| 34 Lafayette | 4,857.75 | 9.57 | 46,489 | 372.25 | 3,562 |
| 35 Lake | 5,065.42 | 174.87 | 885,790 | 164.58 | 28,780 |
| 36 Lee | 5,329.01 | 522.78 | 2,785,900 | 0.00 | 0 |
| 37 Leon | 5,020.50 | 145.99 | 732,943 | 209.50 | 30,585 |
| 38 Levy | 4,925.26 | 6.60 | 32,507 | 304.74 | 2,011 |
| 39 Liberty | 5,171.33 | 3.23 | 16,703 | 58.67 | 190 |
| 40 Madison | 4,715.63 | 7.17 | 33,811 | 514.37 | 3,688 |
| 41 Manatee | 5,140.27 | 118.62 | 609,739 | 89.73 | 10,644 |
| 42 Marion | 4,855.96 | 291.04 | 1,413,279 | 374.04 | 108,861 |
| 43 Martin | 5,692.42 | 0.00 | 0 | 0.00 | 0 |
| 44 Monroe | 7,170.97 | 1.99 | 14,270 | 0.00 | 0 |
| 45 Nassau | 5,090.02 | 31.08 | 158,198 | 139.98 | 4,351 |
| 46 Okaloosa | 5,149.98 | 296.23 | 1,525,579 | 80.02 | 23,704 |
| 47 Okeechobee | 4,972.42 | 66.95 | 332,904 | 257.58 | 17,245 |
| 48 Orange | 5,308.53 | 1,236.50 | 6,563,997 | 0.00 | 0 |
| 49 Osceola | 5,137.53 | 566.49 | 2,910,359 | 92.47 | 52,383 |
| 50 Palm Beach | 5,692.04 | 304.82 | 1,735,048 | 0.00 | 0 |
| 51 Pasco | 5,145.50 | 843.63 | 4,340,898 | 84.50 | 71,287 |
| 52 Pinellas | 5,288.15 | 304.18 | 1,608,549 | 0.00 | 0 |
| 53 Polk | 4,986.10 | 437.10 | 2,179,424 | 243.90 | 106,609 |
| 54 Putnam | 4,879.28 | 50.24 | 245,135 | 350.72 | 17,620 |
| 55 St. Johns | 5,172.12 | 345.00 | 1,784,381 | 57.88 | 19,969 |
| 56 St. Lucie | 5,048.98 | 116.87 | 590,074 | 181.02 | 21,156 |
| 57 Santa Rosa | 5,020.49 | 163.69 | 821,804 | 209.51 | 34,295 |
| 58 Sarasota | 5,818.07 | 121.79 | 708,583 | 0.00 | 0 |
| 59 Seminole | 5,113.86 | 868.13 | 4,439,495 | 116.14 | 100,825 |
| 60 Sumter | 5,383.96 | 40.49 | 217,997 | 0.00 | 0 |
| 61 Suwannee | 4,753.42 | 67.92 | 322,852 | 476.58 | 32,369 |
| 62 Taylor | 4,905.27 | 0.00 | 0 | 324.73 | 0 |
| 63 Union | 4,938.66 | 54.63 | 269,799 | 291.34 | 15,916 |
| 64 Volusia | 5,024.26 | 330.54 | 1,660,719 | 205.74 | 68,005 |
| 65 Wakulla | 4,898.21 | 5.98 | 29,291 | 331.79 | 1,984 |
| 66 Walton | 5,834.27 | 38.03 | 221,877 | 0.00 | 0 |
| 67 Washington | 4,863.90 | 37.41 | 181,958 | 366.10 | 13,696 |
| 68 Washington Special | 4,723.84 | 0.00 | 0 | 506.16 | 0 |
| 69 FAMU Lab School | 5,060.63 | 10.45 | 52,884 | 169.37 | 1,770 |
| 70 FAU - Palm Beach | 5,586.57 | 0.00 | 0 | 0.00 | 0 |
| 71 FAU - St. Lucie | 5,112.03 | 0.00 | 0 | 117.97 | 0 |
| 72 FSU Lab - Broward | 5,398.35 | 0.00 | 0 | 0.00 | 0 |
| 73 FSU Lab - Leon | 4,940.99 | 37.00 | 182,817 | 289.01 | 10,693 |
| 74 UF Lab | 5,016.37 | 10.21 | 51,217 | 213.63 | 2,181 |
| 75 Virtual School | 4,896.61 | 32,398.47 | 158,642,672 | 333.39 | 10,801,326 |
| State | 5,274.74 | 45,640.13 | 227,152,378 | 0.00 | 12,151,481 |

2017-18 FEFP Second Calculation
 Digital Classrooms Allocation

| District | Minimum Allocation | Total UFTE | FTE Allocation | Total Digital Classrooms Allocation |
|-----------------------|--------------------|---------------------|-------------------|-------------------------------------|
| | -1- | -2- | -3- | -4- |
| 1 Alachua | 500,000 | 28,862.23 | 448,923 | 948,923 |
| 2 Baker | 500,000 | 4,821.21 | 74,989 | 574,989 |
| 3 Bay | 500,000 | 27,669.05 | 430,364 | 930,364 |
| 4 Bradford | 500,000 | 3,127.47 | 48,645 | 548,645 |
| 5 Brevard | 500,000 | 72,961.00 | 1,134,835 | 1,634,835 |
| 6 Broward | 500,000 | 272,510.56 | 4,238,628 | 4,738,628 |
| 7 Calhoun | 500,000 | 2,154.44 | 33,510 | 533,510 |
| 8 Charlotte | 500,000 | 15,427.48 | 239,959 | 739,959 |
| 9 Citrus | 500,000 | 15,057.52 | 234,205 | 734,205 |
| 10 Clay | 500,000 | 37,033.78 | 576,023 | 1,076,023 |
| 11 Collier | 500,000 | 46,529.44 | 723,719 | 1,223,719 |
| 12 Columbia | 500,000 | 9,888.11 | 153,800 | 653,800 |
| 13 Miami-Dade | 500,000 | 352,443.52 | 5,481,905 | 5,981,905 |
| 14 DeSoto | 500,000 | 4,932.69 | 76,723 | 576,723 |
| 15 Dixie | 500,000 | 2,194.81 | 34,138 | 534,138 |
| 16 Duval | 500,000 | 129,558.57 | 2,015,154 | 2,515,154 |
| 17 Escambia | 500,000 | 39,627.08 | 616,359 | 1,116,359 |
| 18 Flagler | 500,000 | 12,952.80 | 201,468 | 701,468 |
| 19 Franklin | 500,000 | 1,272.64 | 19,795 | 519,795 |
| 20 Gadsden | 500,000 | 5,060.10 | 78,705 | 578,705 |
| 21 Gilchrist | 500,000 | 2,690.08 | 41,841 | 541,841 |
| 22 Glades | 500,000 | 1,805.47 | 28,082 | 528,082 |
| 23 Gulf | 500,000 | 1,921.95 | 29,894 | 529,894 |
| 24 Hamilton | 500,000 | 1,621.82 | 25,226 | 525,226 |
| 25 Hardee | 500,000 | 5,265.77 | 81,904 | 581,904 |
| 26 Hendry | 500,000 | 7,372.59 | 114,673 | 614,673 |
| 27 Hernando | 500,000 | 22,312.57 | 347,050 | 847,050 |
| 28 Highlands | 500,000 | 12,239.26 | 190,369 | 690,369 |
| 29 Hillsborough | 500,000 | 213,533.97 | 3,321,307 | 3,821,307 |
| 30 Holmes | 500,000 | 3,089.87 | 48,060 | 548,060 |
| 31 Indian River | 500,000 | 17,540.92 | 272,831 | 772,831 |
| 32 Jackson | 500,000 | 6,383.24 | 99,285 | 599,285 |
| 33 Jefferson | 500,000 | 689.19 | 10,720 | 510,720 |
| 34 Lafayette | 500,000 | 1,216.29 | 18,918 | 518,918 |
| 35 Lake | 500,000 | 42,040.08 | 653,891 | 1,153,891 |
| 36 Lee | 500,000 | 92,719.58 | 1,442,160 | 1,942,160 |
| 37 Leon | 500,000 | 33,872.57 | 526,854 | 1,026,854 |
| 38 Levy | 500,000 | 5,398.15 | 83,963 | 583,963 |
| 39 Liberty | 500,000 | 1,365.17 | 21,234 | 521,234 |
| 40 Madison | 500,000 | 2,731.15 | 42,480 | 542,480 |
| 41 Manatee | 500,000 | 48,978.74 | 761,815 | 1,261,815 |
| 42 Marion | 500,000 | 42,807.96 | 665,835 | 1,165,835 |
| 43 Martin | 500,000 | 18,914.79 | 294,201 | 794,201 |
| 44 Monroe | 500,000 | 8,191.05 | 127,404 | 627,404 |
| 45 Nassau | 500,000 | 11,851.18 | 184,333 | 684,333 |
| 46 Okaloosa | 500,000 | 31,231.46 | 485,774 | 985,774 |
| 47 Okeechobee | 500,000 | 6,523.21 | 101,462 | 601,462 |
| 48 Orange | 500,000 | 201,302.62 | 3,131,060 | 3,631,060 |
| 49 Osceola | 500,000 | 64,569.98 | 1,004,321 | 1,504,321 |
| 50 Palm Beach | 500,000 | 192,148.39 | 2,988,675 | 3,488,675 |
| 51 Pasco | 500,000 | 73,181.07 | 1,138,258 | 1,638,258 |
| 52 Pinellas | 500,000 | 100,804.33 | 1,567,910 | 2,067,910 |
| 53 Polk | 500,000 | 101,592.85 | 1,580,175 | 2,080,175 |
| 54 Putnam | 500,000 | 10,897.80 | 169,504 | 669,504 |
| 55 St. Johns | 500,000 | 39,471.63 | 613,942 | 1,113,942 |
| 56 St. Lucie | 500,000 | 39,581.55 | 615,651 | 1,115,651 |
| 57 Santa Rosa | 500,000 | 27,707.91 | 430,969 | 930,969 |
| 58 Sarasota | 500,000 | 42,936.88 | 667,840 | 1,167,840 |
| 59 Seminole | 500,000 | 67,703.53 | 1,053,060 | 1,553,060 |
| 60 Sumter | 500,000 | 8,416.58 | 130,911 | 630,911 |
| 61 Suwannee | 500,000 | 6,050.35 | 94,107 | 594,107 |
| 62 Taylor | 500,000 | 2,607.88 | 40,563 | 540,563 |
| 63 Union | 500,000 | 2,258.19 | 35,124 | 535,124 |
| 64 Volusia | 500,000 | 62,701.63 | 975,261 | 1,475,261 |
| 65 Wakulla | 500,000 | 5,157.47 | 80,219 | 580,219 |
| 66 Walton | 500,000 | 9,249.06 | 143,860 | 643,860 |
| 67 Washington | 500,000 | 3,097.84 | 48,184 | 548,184 |
| 68 Washington Special | 0 | 171.93 | 2,674 | 2,674 |
| 69 FAMU Lab School | 500,000 | 567.43 | 8,826 | 508,826 |
| 70 FAU - Palm Beach | 500,000 | 1,134.79 | 17,651 | 517,651 |
| 71 FAU - St. Lucie | 500,000 | 1,422.79 | 22,130 | 522,130 |
| 72 FSU Lab - Broward | 500,000 | 690.36 | 10,738 | 510,738 |
| 73 FSU Lab - Leon | 500,000 | 1,736.48 | 27,009 | 527,009 |
| 74 UF Lab School | 500,000 | 1,155.02 | 17,965 | 517,965 |
| 75 Virtual School | 0 | 32,398.47 | 0 | 0 |
| Total | 36,500,000 | 2,829,107.39 | 43,500,000 | 80,000,000 |

| District | Student Allocation | Exempt Property Allocation | Total Allocation |
|-----------------------|--------------------|----------------------------|------------------|
| | -1- | -2- | -3- |
| 1 Alachua | 0 | 0 | 0 |
| 2 Baker | 0 | 0 | 0 |
| 3 Bay | 365,211 | 525,503 | 890,714 |
| 4 Bradford | 0 | 0 | 0 |
| 5 Brevard | 479,115 | 2,021,913 | 2,501,028 |
| 6 Broward | 0 | 0 | 0 |
| 7 Calhoun | 0 | 0 | 0 |
| 8 Charlotte | 0 | 0 | 0 |
| 9 Citrus | 0 | 0 | 0 |
| 10 Clay | 579,411 | 0 | 579,411 |
| 11 Collier | 0 | 0 | 0 |
| 12 Columbia | 0 | 0 | 0 |
| 13 Miami-Dade | 82,971 | 0 | 82,971 |
| 14 DeSoto | 0 | 0 | 0 |
| 15 Dixie | 0 | 0 | 0 |
| 16 Duval | 121,275 | 412,190 | 533,465 |
| 17 Escambia | 436,338 | 1,425,562 | 1,861,900 |
| 18 Flagler | 0 | 0 | 0 |
| 19 Franklin | 0 | 0 | 0 |
| 20 Gadsden | 0 | 0 | 0 |
| 21 Gilchrist | 0 | 0 | 0 |
| 22 Glades | 54,558 | 228,844 | 283,402 |
| 23 Gulf | 0 | 0 | 0 |
| 24 Hamilton | 0 | 0 | 0 |
| 25 Hardee | 0 | 0 | 0 |
| 26 Hendry | 0 | 0 | 0 |
| 27 Hernando | 0 | 0 | 0 |
| 28 Highlands | 0 | 0 | 0 |
| 29 Hillsborough | 920,682 | 301,844 | 1,222,526 |
| 30 Holmes | 0 | 0 | 0 |
| 31 Indian River | 0 | 0 | 0 |
| 32 Jackson | 0 | 0 | 0 |
| 33 Jefferson | 0 | 0 | 0 |
| 34 Lafayette | 0 | 0 | 0 |
| 35 Lake | 0 | 0 | 0 |
| 36 Lee | 68,481 | 0 | 68,481 |
| 37 Leon | 0 | 0 | 0 |
| 38 Levy | 0 | 0 | 0 |
| 39 Liberty | 0 | 0 | 0 |
| 40 Madison | 0 | 0 | 0 |
| 41 Manatee | 0 | 0 | 0 |
| 42 Marion | 0 | 0 | 0 |
| 43 Martin | 0 | 0 | 0 |
| 44 Monroe | 87,129 | 908,989 | 996,118 |
| 45 Nassau | 0 | 0 | 0 |
| 46 Okaloosa | 1,204,119 | 1,378,589 | 2,582,708 |
| 47 Okeechobee | 0 | 0 | 0 |
| 48 Orange | 0 | 0 | 0 |
| 49 Osceola | 0 | 0 | 0 |
| 50 Palm Beach | 26,271 | 0 | 26,271 |
| 51 Pasco | 0 | 0 | 0 |
| 52 Pinellas | 32,130 | 0 | 32,130 |
| 53 Polk | 0 | 0 | 0 |
| 54 Putnam | 0 | 0 | 0 |
| 55 St. Johns | 0 | 0 | 0 |
| 56 St. Lucie | 0 | 0 | 0 |
| 57 Santa Rosa | 487,683 | 735,063 | 1,222,746 |
| 58 Sarasota | 0 | 0 | 0 |
| 59 Seminole | 0 | 0 | 0 |
| 60 Sumter | 0 | 0 | 0 |
| 61 Suwannee | 0 | 0 | 0 |
| 62 Taylor | 0 | 0 | 0 |
| 63 Union | 0 | 0 | 0 |
| 64 Volusia | 0 | 0 | 0 |
| 65 Wakulla | 0 | 0 | 0 |
| 66 Walton | 0 | 0 | 0 |
| 67 Washington | 0 | 0 | 0 |
| 68 Washington Special | 0 | 0 | 0 |
| 69 FAMU Lab School | 0 | 0 | 0 |
| 70 FAU - Palm Beach | 0 | 0 | 0 |
| 71 FAU - St. Lucie | 0 | 0 | 0 |
| 72 FSU Lab - Broward | 0 | 0 | 0 |
| 73 FSU Lab - Leon | 0 | 0 | 0 |
| 74 UF Lab School | 0 | 0 | 0 |
| 75 Virtual School | 0 | 0 | 0 |
| Total | 4,945,374 | 7,938,497 | 12,883,871 |

2017-18 FEFP Second Calculation
 Grades PK-12 Class Size Reduction Allocation

| District | Grades PK-3 | Grades 4-8 | Grades 9-12 | Class Size |
|--------------------------------|---------------------------------|---------------------------------|---------------------------------|----------------------|
| | Class Size Reduction Allocation | Class Size Reduction Allocation | Class Size Reduction Allocation | Reduction Allocation |
| | -1- | -2- | -3- | -4- |
| 1 Alachua | 14,011,473 | 9,582,309 | 6,820,057 | 30,413,839 |
| 2 Baker | 2,176,369 | 1,725,720 | 1,191,854 | 5,093,943 |
| 3 Bay | 13,889,062 | 9,928,182 | 7,053,685 | 30,870,929 |
| 4 Bradford | 1,687,558 | 954,947 | 761,665 | 3,404,170 |
| 5 Brevard | 34,280,124 | 25,896,688 | 20,017,422 | 80,194,234 |
| 6 Broward | 133,283,737 | 100,003,476 | 77,784,064 | 311,071,277 |
| 7 Calhoun | 974,150 | 723,070 | 482,991 | 2,180,211 |
| 8 Charlotte | 6,633,709 | 5,365,001 | 4,643,746 | 16,642,456 |
| 9 Citrus | 6,250,051 | 5,123,107 | 4,022,355 | 15,395,513 |
| 10 Clay | 16,019,059 | 13,270,924 | 10,476,529 | 39,766,512 |
| 11 Collier | 22,982,673 | 17,548,230 | 13,642,047 | 54,173,850 |
| 12 Columbia | 4,645,293 | 3,356,071 | 2,213,396 | 10,214,760 |
| 13 Miami-Dade | 167,092,617 | 127,865,458 | 103,589,800 | 398,547,875 |
| 14 DeSoto | 2,583,390 | 1,644,053 | 1,097,764 | 5,325,207 |
| 15 Dixie | 1,116,131 | 701,931 | 455,161 | 2,273,223 |
| 16 Duval | 67,022,267 | 46,753,915 | 32,545,338 | 146,321,520 |
| 17 Escambia | 18,585,448 | 13,852,872 | 9,814,520 | 42,252,840 |
| 18 Flagler | 5,250,754 | 4,387,503 | 3,504,395 | 13,142,652 |
| 19 Franklin | 654,658 | 454,184 | 231,868 | 1,340,710 |
| 20 Gadsden | 2,308,772 | 1,743,181 | 1,206,724 | 5,258,677 |
| 21 Gilchrist | 1,319,734 | 884,970 | 670,742 | 2,875,446 |
| 22 Glades | 1,025,974 | 716,110 | 267,210 | 2,009,294 |
| 23 Gulf | 861,181 | 635,145 | 503,298 | 1,999,624 |
| 24 Hamilton | 778,565 | 571,798 | 316,499 | 1,666,862 |
| 25 Hardee | 2,505,937 | 1,830,757 | 1,223,139 | 5,559,833 |
| 26 Hendry | 3,341,662 | 2,612,970 | 2,045,431 | 8,000,063 |
| 27 Hernando | 10,233,950 | 7,630,004 | 5,822,552 | 23,686,506 |
| 28 Highlands | 5,467,296 | 4,182,902 | 2,995,702 | 12,645,900 |
| 29 Hillsborough | 107,171,090 | 77,305,378 | 55,512,560 | 239,989,028 |
| 30 Holmes | 1,308,836 | 1,062,903 | 684,717 | 3,056,456 |
| 31 Indian River | 7,824,271 | 6,397,279 | 5,019,742 | 19,241,292 |
| 32 Jackson | 2,726,344 | 2,186,511 | 1,560,602 | 6,473,457 |
| 33 Jefferson | 340,662 | 236,442 | 125,075 | 702,179 |
| 34 Lafayette | 527,802 | 407,163 | 278,419 | 1,213,384 |
| 35 Lake | 19,455,543 | 15,048,124 | 10,970,948 | 45,474,615 |
| 36 Lee | 43,153,291 | 33,083,408 | 25,595,621 | 101,832,320 |
| 37 Leon | 16,207,999 | 11,596,361 | 8,481,670 | 36,286,030 |
| 38 Levy | 2,530,578 | 1,876,541 | 1,201,413 | 5,608,532 |
| 39 Liberty | 609,340 | 440,135 | 276,077 | 1,325,552 |
| 40 Madison | 1,253,355 | 832,981 | 576,640 | 2,662,976 |
| 41 Manatee | 23,693,580 | 17,658,335 | 12,282,605 | 53,634,520 |
| 42 Marion | 18,957,161 | 14,143,893 | 10,799,382 | 43,900,436 |
| 43 Martin | 8,882,938 | 6,751,517 | 5,781,158 | 21,415,613 |
| 44 Monroe | 4,119,678 | 3,043,116 | 2,125,632 | 9,288,426 |
| 45 Nassau | 5,178,721 | 4,167,444 | 3,311,472 | 12,657,637 |
| 46 Okaloosa | 15,269,555 | 11,077,030 | 7,573,402 | 33,920,007 |
| 47 Okeechobee | 2,995,589 | 2,225,693 | 1,496,209 | 6,717,491 |
| 48 Orange | 100,338,653 | 74,380,032 | 54,352,311 | 229,070,996 |
| 49 Osceola | 28,962,744 | 23,533,335 | 17,903,577 | 70,399,656 |
| 50 Palm Beach | 94,052,626 | 71,948,508 | 56,542,515 | 222,543,649 |
| 51 Pasco | 34,514,328 | 26,591,855 | 19,018,454 | 80,124,637 |
| 52 Pinellas | 46,798,671 | 36,117,980 | 28,649,277 | 111,565,928 |
| 53 Polk | 46,709,231 | 35,211,804 | 26,458,880 | 108,379,915 |
| 54 Putnam | 5,090,943 | 3,858,962 | 2,491,816 | 11,441,721 |
| 55 St. Johns | 17,213,425 | 14,240,448 | 10,721,306 | 42,175,179 |
| 56 St. Lucie | 17,101,814 | 14,083,301 | 11,247,149 | 42,432,264 |
| 57 Santa Rosa | 12,436,561 | 9,708,713 | 7,436,142 | 29,581,416 |
| 58 Sarasota | 19,777,355 | 16,108,671 | 12,318,665 | 48,204,691 |
| 59 Seminole | 29,583,203 | 23,686,017 | 18,827,166 | 72,096,386 |
| 60 Sumter | 3,653,094 | 3,011,872 | 2,031,872 | 8,696,838 |
| 61 Suwannee | 2,635,254 | 2,016,467 | 1,391,642 | 6,043,383 |
| 62 Taylor | 1,379,294 | 788,236 | 538,642 | 2,706,172 |
| 63 Union | 1,020,385 | 824,633 | 453,707 | 2,298,725 |
| 64 Volusia | 28,480,214 | 21,744,725 | 16,659,928 | 66,884,867 |
| 65 Wakulla | 2,488,108 | 1,607,911 | 1,305,668 | 5,401,687 |
| 66 Walton | 4,388,641 | 3,201,307 | 2,082,051 | 9,671,999 |
| 67 Washington | 1,415,508 | 1,059,738 | 718,577 | 3,193,823 |
| 68 Washington Special | 0 | 0 | 0 | 0 |
| 69 FAMU Lab School | 283,674 | 182,786 | 127,243 | 593,703 |
| 70 FAU - Palm Beach | 384,094 | 348,595 | 480,319 | 1,213,008 |
| 71 FAU - St. Lucie | 867,846 | 751,328 | 1,783 | 1,620,957 |
| 72 FSU Lab - Broward | 625,802 | 249,472 | 2,772 | 878,046 |
| 73 FSU Lab - Leon | 520,686 | 624,736 | 534,739 | 1,680,161 |
| 74 UF Lab | 304,419 | 405,367 | 406,241 | 1,116,027 |
| 75 Virtual School ¹ | 0 | 0 | 0 | 0 |
| State | 1,330,205,500 | 1,005,772,560 | 761,756,646 | 3,097,734,706 |

1. The Florida Virtual School does not receive Class Size Reduction Funds.

2017-18 FEFP Second Calculation
 Grades PK-3 Class Size Reduction Allocation

| District | 2017-18 | 2017-18 | \$1,317.03 x WFTE | District Cost Differential | Grades PK-3 Class Size Reduction Allocation |
|--------------------------------|----------------------------------|--------------------------------|-------------------------|----------------------------------|--|
| | Grades PK-3 Unweighted FTE | Grades PK-3 Weighted FTE | | | |
| | -1- | -2- | -3- | -4- | -5- |
| 1 Alachua | 9,804.85 | 10,965.46 | 14,441,840 | 0.9702 | 14,011,473 |
| 2 Baker | 1,521.21 | 1,692.77 | 2,229,429 | 0.9762 | 2,176,369 |
| 3 Bay | 9,194.44 | 10,944.11 | 14,413,721 | 0.9636 | 13,889,062 |
| 4 Bradford | 1,171.14 | 1,318.79 | 1,736,886 | 0.9716 | 1,687,558 |
| 5 Brevard | 22,926.93 | 26,315.19 | 34,657,895 | 0.9891 | 34,280,124 |
| 6 Broward | 85,408.18 | 98,635.70 | 129,906,176 | 1.0260 | 133,283,737 |
| 7 Calhoun | 694.16 | 795.33 | 1,047,473 | 0.9300 | 974,150 |
| 8 Charlotte | 4,344.90 | 5,118.77 | 6,741,574 | 0.9840 | 6,633,709 |
| 9 Citrus | 4,477.07 | 5,005.87 | 6,592,881 | 0.9480 | 6,250,051 |
| 10 Clay | 10,671.77 | 12,254.93 | 16,140,110 | 0.9925 | 16,019,059 |
| 11 Collier | 14,328.01 | 16,814.78 | 22,145,570 | 1.0378 | 22,982,673 |
| 12 Columbia | 3,335.15 | 3,722.53 | 4,902,684 | 0.9475 | 4,645,293 |
| 13 Miami-Dade | 108,229.12 | 124,431.91 | 163,880,558 | 1.0196 | 167,092,617 |
| 14 DeSoto | 1,793.01 | 2,011.41 | 2,649,087 | 0.9752 | 2,583,390 |
| 15 Dixie | 809.53 | 913.31 | 1,202,857 | 0.9279 | 1,116,131 |
| 16 Duval | 44,417.56 | 50,315.35 | 66,266,825 | 1.0114 | 67,022,267 |
| 17 Escambia | 12,831.25 | 14,554.08 | 19,168,160 | 0.9696 | 18,585,448 |
| 18 Flagler | 3,744.48 | 4,187.83 | 5,515,498 | 0.9520 | 5,250,754 |
| 19 Franklin | 465.78 | 541.59 | 713,290 | 0.9178 | 654,658 |
| 20 Gadsden | 1,649.61 | 1,851.71 | 2,438,758 | 0.9467 | 2,308,772 |
| 21 Gilchrist | 875.70 | 1,060.71 | 1,396,987 | 0.9447 | 1,319,734 |
| 22 Glades | 706.40 | 799.39 | 1,052,821 | 0.9745 | 1,025,974 |
| 23 Gulf | 588.47 | 698.89 | 920,459 | 0.9356 | 861,181 |
| 24 Hamilton | 560.68 | 636.40 | 838,158 | 0.9289 | 778,565 |
| 25 Hardee | 1,742.91 | 1,967.04 | 2,590,651 | 0.9673 | 2,505,937 |
| 26 Hendry | 2,263.48 | 2,570.69 | 3,385,676 | 0.9870 | 3,341,662 |
| 27 Hernando | 6,863.48 | 8,002.55 | 10,539,598 | 0.9710 | 10,233,950 |
| 28 Highlands | 3,897.15 | 4,377.55 | 5,765,365 | 0.9483 | 5,467,296 |
| 29 Hillsborough | 70,544.09 | 80,727.49 | 106,320,526 | 1.0080 | 107,171,090 |
| 30 Holmes | 959.72 | 1,062.41 | 1,399,226 | 0.9354 | 1,308,836 |
| 31 Indian River | 5,202.53 | 5,934.91 | 7,816,455 | 1.0010 | 7,824,271 |
| 32 Jackson | 1,970.10 | 2,242.52 | 2,953,466 | 0.9231 | 2,726,344 |
| 33 Jefferson | 246.72 | 273.80 | 360,603 | 0.9447 | 340,662 |
| 34 Lafayette | 387.70 | 437.12 | 575,700 | 0.9168 | 527,802 |
| 35 Lake | 13,270.52 | 15,154.17 | 19,958,497 | 0.9748 | 19,455,543 |
| 36 Lee | 28,747.03 | 32,508.79 | 42,815,052 | 1.0079 | 43,153,291 |
| 37 Leon | 11,226.13 | 12,726.45 | 16,761,116 | 0.9670 | 16,207,999 |
| 38 Levy | 1,815.16 | 2,036.49 | 2,682,118 | 0.9435 | 2,530,578 |
| 39 Liberty | 420.89 | 499.15 | 657,396 | 0.9269 | 609,340 |
| 40 Madison | 935.03 | 1,035.08 | 1,363,231 | 0.9194 | 1,253,355 |
| 41 Manatee | 15,825.79 | 18,124.28 | 23,870,220 | 0.9926 | 23,693,580 |
| 42 Marion | 13,483.36 | 15,156.23 | 19,961,210 | 0.9497 | 18,957,161 |
| 43 Martin | 5,715.31 | 6,671.29 | 8,786,289 | 1.0110 | 8,882,938 |
| 44 Monroe | 2,695.75 | 3,064.87 | 4,036,526 | 1.0206 | 4,119,678 |
| 45 Nassau | 3,541.81 | 3,974.65 | 5,234,733 | 0.9893 | 5,178,721 |
| 46 Okaloosa | 10,347.28 | 11,733.77 | 15,453,727 | 0.9875 | 15,260,555 |
| 47 Okeechobee | 2,057.81 | 2,329.24 | 3,067,679 | 0.9765 | 2,995,589 |
| 48 Orange | 63,449.34 | 75,995.56 | 100,088,432 | 1.0025 | 100,338,653 |
| 49 Osceola | 19,126.94 | 22,350.80 | 29,436,674 | 0.9839 | 28,962,744 |
| 50 Palm Beach | 59,558.38 | 68,494.79 | 90,209,693 | 1.0426 | 94,052,626 |
| 51 Pasco | 22,824.00 | 26,567.50 | 34,990,195 | 0.9864 | 34,514,328 |
| 52 Pinellas | 31,022.10 | 35,335.61 | 46,538,058 | 1.0056 | 46,798,671 |
| 53 Polk | 32,119.00 | 36,528.56 | 48,109,209 | 0.9709 | 46,709,231 |
| 54 Putnam | 3,569.38 | 4,016.91 | 5,290,391 | 0.9623 | 5,090,943 |
| 55 St. Johns | 11,625.75 | 13,130.28 | 17,292,973 | 0.9954 | 17,213,425 |
| 56 St. Lucie | 11,579.86 | 13,051.70 | 17,189,480 | 0.9949 | 17,101,814 |
| 57 Santa Rosa | 8,347.35 | 9,774.23 | 12,872,954 | 0.9661 | 12,436,561 |
| 58 Sarasota | 12,936.34 | 14,848.84 | 19,556,368 | 1.0113 | 19,777,355 |
| 59 Seminole | 20,134.83 | 22,640.92 | 29,818,771 | 0.9921 | 29,583,203 |
| 60 Sumter | 2,591.48 | 2,896.55 | 3,814,843 | 0.9576 | 3,653,094 |
| 61 Suwannee | 1,925.07 | 2,152.67 | 2,835,131 | 0.9295 | 2,635,254 |
| 62 Taylor | 1,016.95 | 1,138.22 | 1,499,070 | 0.9201 | 1,379,294 |
| 63 Union | 703.75 | 804.53 | 1,059,590 | 0.9630 | 1,020,385 |
| 64 Volusia | 19,452.79 | 22,485.78 | 29,614,447 | 0.9617 | 28,480,214 |
| 65 Wakulla | 1,772.71 | 1,994.49 | 2,626,803 | 0.9472 | 2,488,108 |
| 66 Walton | 3,095.81 | 3,452.01 | 4,546,401 | 0.9653 | 4,388,641 |
| 67 Washington | 987.38 | 1,151.09 | 1,516,020 | 0.9337 | 1,415,508 |
| 68 Washington Special | 0.00 | 0.00 | 0 | 0.9337 | 0 |
| 69 FAMU Lab School | 201.02 | 222.74 | 293,355 | 0.9670 | 283,674 |
| 70 FAU - Palm Beach | 251.83 | 279.72 | 368,400 | 1.0426 | 384,094 |
| 71 FAU - St. Lucie | 596.02 | 662.32 | 872,295 | 0.9949 | 867,846 |
| 72 FSU Lab - Broward | 417.06 | 463.12 | 609,943 | 1.0260 | 625,802 |
| 73 FSU Lab - Leon | 368.57 | 408.84 | 538,455 | 0.9670 | 520,686 |
| 74 UF Lab | 215.21 | 238.24 | 313,769 | 0.9702 | 304,419 |
| 75 Virtual School ¹ | 0.00 | 0.00 | 0 | 1.0000 | 0 |
| State | 878,598.07 | 1,009,283.37 | 1,329,256,477 | | 1,330,205,500 |

1. The Florida Virtual School does not receive Class Size Reduction Funds.

2017-18 FEFP Second Calculation
 Grades 4-8 Class Size Reduction Allocation

| District | 2017-18 | 2017-18 | \$898.36 x WFTE | District Cost Differential | Grades 4-8 Class Size Reduction Allocation |
|--------------------------------|---------------------------------|-------------------------------|-----------------------|----------------------------------|---|
| | Grades 4-8 Unweighted FTE | Grades 4-8 Weighted FTE | | | |
| | -1- | -2- | -3- | -4- | -5- |
| 1 Alachua | 10,878.84 | 10,994.07 | 9,876,633 | 0.9702 | 9,582,309 |
| 2 Baker | 1,952.89 | 1,967.80 | 1,767,793 | 0.9762 | 1,725,720 |
| 3 Bay | 10,688.54 | 11,468.92 | 10,303,219 | 0.9636 | 9,928,182 |
| 4 Bradford | 1,084.74 | 1,094.06 | 982,860 | 0.9716 | 954,947 |
| 5 Brevard | 27,925.12 | 29,144.30 | 26,182,073 | 0.9891 | 25,896,688 |
| 6 Broward | 105,067.13 | 108,496.90 | 97,469,275 | 1.0260 | 100,003,476 |
| 7 Calhoun | 843.64 | 865.46 | 777,495 | 0.9300 | 723,070 |
| 8 Charlotte | 5,805.18 | 6,069.10 | 5,452,237 | 0.9840 | 5,365,001 |
| 9 Citrus | 5,910.41 | 6,015.54 | 5,404,121 | 0.9480 | 5,123,107 |
| 10 Clay | 14,466.37 | 14,884.02 | 13,371,208 | 0.9925 | 13,270,924 |
| 11 Collier | 17,981.43 | 18,822.15 | 16,909,067 | 1.0378 | 17,548,230 |
| 12 Columbia | 3,915.18 | 3,942.77 | 3,542,027 | 0.9475 | 3,356,071 |
| 13 Miami-Dade | 134,679.19 | 139,596.01 | 125,407,472 | 1.0196 | 127,865,458 |
| 14 DeSoto | 1,861.91 | 1,876.60 | 1,685,862 | 0.9752 | 1,644,053 |
| 15 Dixie | 830.80 | 842.06 | 756,473 | 0.9279 | 701,931 |
| 16 Duval | 50,136.17 | 51,457.02 | 46,226,928 | 1.0114 | 46,753,915 |
| 17 Escambia | 15,354.09 | 15,903.65 | 14,287,203 | 0.9696 | 13,852,872 |
| 18 Flagler | 5,054.99 | 5,130.15 | 4,608,722 | 0.9520 | 4,387,503 |
| 19 Franklin | 531.32 | 550.85 | 494,862 | 0.9178 | 454,184 |
| 20 Gadsden | 2,026.61 | 2,049.65 | 1,841,324 | 0.9467 | 1,743,181 |
| 21 Gilchrist | 996.45 | 1,042.76 | 936,774 | 0.9447 | 884,970 |
| 22 Glades | 802.16 | 817.99 | 734,849 | 0.9745 | 716,110 |
| 23 Gulf | 728.29 | 755.67 | 678,864 | 0.9356 | 635,145 |
| 24 Hamilton | 665.82 | 685.21 | 615,565 | 0.9289 | 571,798 |
| 25 Hardee | 2,090.51 | 2,106.78 | 1,892,647 | 0.9673 | 1,830,757 |
| 26 Hendry | 2,861.09 | 2,946.91 | 2,647,386 | 0.9870 | 2,612,970 |
| 27 Hemando | 8,507.40 | 8,746.92 | 7,857,883 | 0.9710 | 7,630,004 |
| 28 Highlands | 4,840.90 | 4,910.00 | 4,410,948 | 0.9483 | 4,182,902 |
| 29 Hillsborough | 82,739.89 | 85,368.72 | 76,691,843 | 1.0080 | 77,305,378 |
| 30 Holmes | 1,254.39 | 1,264.87 | 1,136,309 | 0.9354 | 1,062,903 |
| 31 Indian River | 6,939.33 | 7,113.95 | 6,390,888 | 1.0010 | 6,397,279 |
| 32 Jackson | 2,532.44 | 2,636.65 | 2,368,661 | 0.9231 | 2,186,511 |
| 33 Jefferson | 276.99 | 278.60 | 250,283 | 0.9447 | 236,442 |
| 34 Lafayette | 485.51 | 494.36 | 444,113 | 0.9168 | 407,163 |
| 35 Lake | 16,548.50 | 17,183.69 | 15,437,140 | 0.9748 | 15,048,124 |
| 36 Lee | 35,693.74 | 36,537.80 | 32,824,098 | 1.0079 | 33,083,408 |
| 37 Leon | 12,996.17 | 13,348.88 | 11,992,100 | 0.9670 | 11,596,361 |
| 38 Levy | 2,180.64 | 2,213.94 | 1,988,915 | 0.9435 | 1,876,541 |
| 39 Liberty | 517.33 | 528.57 | 474,846 | 0.9269 | 440,135 |
| 40 Madison | 1,008.51 | 1,008.51 | 906,005 | 0.9194 | 832,981 |
| 41 Manatee | 19,346.81 | 19,802.73 | 17,789,981 | 0.9926 | 17,658,335 |
| 42 Marion | 16,384.90 | 16,578.00 | 14,893,012 | 0.9497 | 14,143,893 |
| 43 Martin | 7,152.14 | 7,433.61 | 6,678,058 | 1.0110 | 6,751,517 |
| 44 Monroe | 3,230.96 | 3,319.04 | 2,981,693 | 1.0206 | 3,043,116 |
| 45 Nassau | 4,627.97 | 4,689.12 | 4,212,518 | 0.9893 | 4,167,444 |
| 46 Okaloosa | 12,216.71 | 12,486.37 | 11,217,255 | 0.9875 | 11,077,039 |
| 47 Okeechobee | 2,504.49 | 2,537.13 | 2,279,256 | 0.9765 | 2,225,693 |
| 48 Orange | 78,569.12 | 82,588.88 | 74,194,546 | 1.0025 | 74,380,032 |
| 49 Osceola | 25,360.76 | 26,624.54 | 23,918,422 | 0.9839 | 23,533,335 |
| 50 Palm Beach | 74,159.62 | 76,816.35 | 69,008,736 | 1.0426 | 71,948,508 |
| 51 Pasco | 28,826.11 | 30,008.56 | 26,958,490 | 0.9864 | 26,591,855 |
| 52 Pinellas | 38,785.17 | 39,980.46 | 35,916,846 | 1.0056 | 36,117,980 |
| 53 Polk | 39,410.23 | 40,370.43 | 36,267,179 | 0.9709 | 35,211,804 |
| 54 Putnam | 4,434.12 | 4,463.85 | 4,010,144 | 0.9623 | 3,858,962 |
| 55 St. Johns | 15,618.10 | 15,924.86 | 14,306,257 | 0.9954 | 14,240,448 |
| 56 St. Lucie | 15,477.09 | 15,757.04 | 14,155,494 | 0.9949 | 14,083,301 |
| 57 Santa Rosa | 10,823.73 | 11,186.37 | 10,049,387 | 0.9661 | 9,708,713 |
| 58 Sarasota | 17,103.83 | 17,730.84 | 15,928,677 | 1.0113 | 16,108,671 |
| 59 Seminole | 26,006.69 | 26,575.79 | 23,874,627 | 0.9921 | 23,686,017 |
| 60 Sumter | 3,451.02 | 3,501.08 | 3,145,230 | 0.9576 | 3,011,872 |
| 61 Suwannee | 2,397.88 | 2,414.88 | 2,169,432 | 0.9295 | 2,016,487 |
| 62 Taylor | 946.60 | 953.61 | 856,685 | 0.9201 | 788,236 |
| 63 Union | 944.95 | 953.20 | 856,317 | 0.9630 | 824,633 |
| 64 Volusia | 24,210.56 | 25,168.88 | 22,610,715 | 0.9617 | 21,744,725 |
| 65 Wakulla | 1,873.11 | 1,889.60 | 1,697,541 | 0.9472 | 1,607,911 |
| 66 Walton | 3,676.17 | 3,691.60 | 3,316,386 | 0.9653 | 3,201,307 |
| 67 Washington | 1,230.44 | 1,263.40 | 1,134,988 | 0.9337 | 1,059,738 |
| 68 Washington Special | 0.00 | 0.00 | 0 | 0.9337 | 0 |
| 69 FAMU Lab School | 210.14 | 210.41 | 189,024 | 0.9670 | 182,786 |
| 70 FAU - Palm Beach | 371.89 | 372.18 | 334,352 | 1.0426 | 348,595 |
| 71 FAU - St. Lucie | 824.78 | 840.62 | 755,179 | 0.9949 | 751,328 |
| 72 FSU Lab - Broward | 270.30 | 270.66 | 243,150 | 1.0260 | 249,472 |
| 73 FSU Lab - Leon | 717.73 | 719.15 | 646,056 | 0.9670 | 624,736 |
| 74 UF Lab | 465.09 | 465.09 | 417,818 | 0.9702 | 405,367 |
| 75 Virtual School ¹ | 0.00 | 0.00 | 0 | 1.0000 | 0 |
| State | 1,083,289.82 | 1,118,750.19 | 1,005,040,422 | | 1,005,772,560 |

1. The Florida Virtual School does not receive Class Size Reduction Funds.

2017-18 FEFP Second Calculation
 Grades 9-12 Class Size Reduction Allocation

| District | 2017-18 Grades 9-12 Unweighted FTE | 2017-18 Grades 9-12 Weighted FTE | \$900.53 x WFTE | District Cost Differential | Grades 9-12 Class Size Reduction Allocation |
|--------------------------------|---|---|-----------------------|----------------------------------|--|
| | -1- | -2- | -3- | -4- | -5- |
| 1 Alachua | 7,697.38 | 7,806.00 | 7,029,537 | 0.9702 | 6,820,057 |
| 2 Baker | 1,346.80 | 1,355.77 | 1,220,912 | 0.9762 | 1,191,854 |
| 3 Bay | 7,546.24 | 8,128.70 | 7,320,138 | 0.9636 | 7,053,685 |
| 4 Bradford | 849.73 | 870.52 | 783,929 | 0.9716 | 761,665 |
| 5 Brevard | 21,391.60 | 22,473.45 | 20,238,016 | 0.9891 | 20,017,422 |
| 6 Broward | 81,510.51 | 84,187.01 | 75,812,928 | 1.0260 | 77,784,064 |
| 7 Calhoun | 562.51 | 576.71 | 519,345 | 0.9300 | 482,991 |
| 8 Charlotte | 5,113.98 | 5,240.53 | 4,719,254 | 0.9840 | 4,643,746 |
| 9 Citrus | 4,530.03 | 4,711.66 | 4,242,991 | 0.9480 | 4,022,355 |
| 10 Clay | 11,292.96 | 11,721.65 | 10,555,697 | 0.9925 | 10,476,529 |
| 11 Collier | 14,056.95 | 14,598.10 | 13,146,027 | 1.0378 | 13,642,947 |
| 12 Columbia | 2,560.98 | 2,594.07 | 2,336,038 | 0.9475 | 2,213,396 |
| 13 Miami-Dade | 108,710.45 | 112,820.75 | 101,598,470 | 1.0196 | 103,589,800 |
| 14 DeSoto | 1,235.48 | 1,250.02 | 1,125,681 | 0.9752 | 1,097,764 |
| 15 Dixie | 528.13 | 544.71 | 490,528 | 0.9279 | 455,161 |
| 16 Duval | 34,094.67 | 35,732.85 | 32,178,503 | 1.0114 | 32,545,338 |
| 17 Escambia | 10,754.56 | 11,240.31 | 10,122,236 | 0.9696 | 9,814,520 |
| 18 Flagler | 4,012.74 | 4,087.69 | 3,681,087 | 0.9520 | 3,504,395 |
| 19 Franklin | 275.54 | 280.54 | 252,635 | 0.9178 | 231,868 |
| 20 Gadsden | 1,377.48 | 1,415.46 | 1,274,664 | 0.9467 | 1,206,724 |
| 21 Gilchrist | 766.49 | 788.43 | 710,005 | 0.9447 | 670,742 |
| 22 Glades | 296.54 | 304.49 | 274,202 | 0.9745 | 267,210 |
| 23 Gulf | 578.24 | 597.36 | 537,941 | 0.9356 | 503,298 |
| 24 Hamilton | 377.98 | 378.36 | 340,725 | 0.9289 | 316,499 |
| 25 Hardee | 1,382.77 | 1,404.16 | 1,264,488 | 0.9673 | 1,223,139 |
| 26 Hendry | 2,246.97 | 2,301.28 | 2,072,372 | 0.9870 | 2,045,431 |
| 27 Hernando | 6,550.69 | 6,658.80 | 5,996,449 | 0.9710 | 5,822,552 |
| 28 Highlands | 3,455.72 | 3,507.96 | 3,159,023 | 0.9483 | 2,995,702 |
| 29 Hillsborough | 58,750.99 | 61,155.08 | 55,071,984 | 1.0080 | 55,512,560 |
| 30 Holmes | 810.65 | 812.86 | 732,005 | 0.9354 | 684,717 |
| 31 Indian River | 5,393.48 | 5,568.64 | 5,014,727 | 1.0010 | 5,019,742 |
| 32 Jackson | 1,803.74 | 1,877.35 | 1,690,610 | 0.9231 | 1,560,602 |
| 33 Jefferson | 135.15 | 147.02 | 132,396 | 0.9447 | 125,075 |
| 34 Lafayette | 333.51 | 337.23 | 303,686 | 0.9168 | 278,419 |
| 35 Lake | 12,046.19 | 12,497.71 | 11,254,563 | 0.9748 | 10,970,948 |
| 36 Lee | 27,548.50 | 28,200.06 | 25,395,000 | 1.0079 | 25,595,621 |
| 37 Leon | 9,387.34 | 9,739.95 | 8,771,117 | 0.9670 | 8,481,670 |
| 38 Levy | 1,395.75 | 1,414.01 | 1,273,358 | 0.9435 | 1,201,413 |
| 39 Liberty | 325.58 | 330.75 | 297,850 | 0.9269 | 276,077 |
| 40 Madison | 695.77 | 696.47 | 627,192 | 0.9194 | 576,640 |
| 41 Manatee | 13,490.65 | 13,740.99 | 12,374,174 | 0.9926 | 12,282,605 |
| 42 Marion | 12,444.30 | 12,627.41 | 11,371,362 | 0.9497 | 10,799,382 |
| 43 Martin | 6,011.87 | 6,349.88 | 5,718,257 | 1.0110 | 5,781,158 |
| 44 Monroe | 2,262.35 | 2,312.78 | 2,082,728 | 1.0206 | 2,125,632 |
| 45 Nassau | 3,650.32 | 3,717.02 | 3,347,288 | 0.9893 | 3,311,472 |
| 46 Okaloosa | 8,161.62 | 8,516.40 | 7,669,274 | 0.9875 | 7,573,408 |
| 47 Okeechobee | 1,687.76 | 1,701.46 | 1,532,216 | 0.9765 | 1,496,209 |
| 48 Orange | 57,719.20 | 60,205.40 | 54,216,769 | 1.0025 | 54,352,311 |
| 49 Osceola | 19,478.73 | 20,206.48 | 18,196,541 | 0.9839 | 17,903,577 |
| 50 Palm Beach | 57,930.96 | 60,222.56 | 54,232,222 | 1.0426 | 56,542,515 |
| 51 Pasco | 20,551.31 | 21,410.36 | 19,280,671 | 0.9864 | 19,018,454 |
| 52 Pinellas | 30,388.41 | 31,636.63 | 28,489,734 | 1.0056 | 28,649,277 |
| 53 Polk | 29,351.40 | 30,262.08 | 27,251,911 | 0.9709 | 26,458,880 |
| 54 Putnam | 2,844.06 | 2,875.46 | 2,589,438 | 0.9623 | 2,491,816 |
| 55 St. Johns | 11,684.78 | 11,960.57 | 10,770,852 | 0.9954 | 10,721,306 |
| 56 St. Lucie | 12,313.57 | 12,553.50 | 11,304,803 | 0.9949 | 11,247,149 |
| 57 Santa Rosa | 8,373.14 | 8,547.27 | 7,697,073 | 0.9661 | 7,436,142 |
| 58 Sarasota | 12,774.92 | 13,526.50 | 12,181,019 | 1.0113 | 12,318,665 |
| 59 Seminole | 20,693.88 | 21,073.24 | 18,977,085 | 0.9921 | 18,827,166 |
| 60 Sumter | 2,333.59 | 2,356.21 | 2,121,838 | 0.9576 | 2,031,872 |
| 61 Suwannee | 1,659.48 | 1,662.57 | 1,497,194 | 0.9295 | 1,391,642 |
| 62 Taylor | 644.33 | 650.08 | 585,417 | 0.9201 | 538,642 |
| 63 Union | 520.07 | 523.18 | 471,139 | 0.9630 | 453,707 |
| 64 Volusia | 18,517.16 | 19,236.91 | 17,323,415 | 0.9617 | 16,659,928 |
| 65 Wakulla | 1,505.67 | 1,530.71 | 1,378,450 | 0.9472 | 1,305,668 |
| 66 Walton | 2,391.11 | 2,395.14 | 2,156,895 | 0.9653 | 2,082,051 |
| 67 Washington | 842.61 | 854.61 | 769,602 | 0.9337 | 718,577 |
| 68 Washington Special | 0.00 | 0.00 | 0 | 0.9337 | 0 |
| 69 FAMU Lab School | 145.82 | 146.12 | 131,585 | 0.9670 | 127,243 |
| 70 FAU - Palm Beach | 511.07 | 511.58 | 460,693 | 1.0426 | 480,319 |
| 71 FAU - St. Lucie | 1.99 | 1.99 | 1,792 | 0.9949 | 1,783 |
| 72 FSU Lab - Broward | 3.00 | 3.00 | 2,702 | 1.0260 | 2,772 |
| 73 FSU Lab - Leon | 613.18 | 614.07 | 552,988 | 0.9670 | 534,739 |
| 74 UF Lab | 464.51 | 464.97 | 418,719 | 0.9702 | 406,241 |
| 75 Virtual School ¹ | 0.00 | 0.00 | 0 | 1.0000 | 0 |
| State | 815,697.59 | 844,751.60 | 760,724,155 | | 761,756,646 |

1. The Florida Virtual School does not receive Class Size Reduction Funds.

2017-18 FEFP Second Calculation
 Discretionary Lottery / School Recognition Allocation

| District | Base Funding | Estimated Discretionary Lottery Funds | 2016-17 School Recognition Awards | Discretionary Lottery/ School Recognition |
|-----------------------|----------------|---------------------------------------|-----------------------------------|---|
| | -1- | -2- | -3- | -4- |
| 1 Alachua | 127,307,231 | 468,148 | 941,317 | 1,409,465 |
| 2 Baker | 20,691,187 | 76,088 | 123,683 | 199,771 |
| 3 Bay | 126,335,102 | 464,574 | 754,924 | 1,219,498 |
| 4 Bradford | 13,549,499 | 49,826 | 64,304 | 114,130 |
| 5 Brevard | 333,487,560 | 1,226,338 | 2,518,801 | 3,745,139 |
| 6 Broward | 1,279,833,647 | 4,706,348 | 9,167,183 | 13,873,531 |
| 7 Calhoun | 9,030,798 | 33,209 | 0 | 33,209 |
| 8 Charlotte | 69,618,702 | 256,010 | 218,897 | 474,907 |
| 9 Citrus | 64,161,737 | 235,943 | 190,601 | 426,544 |
| 10 Clay | 168,181,086 | 618,454 | 857,233 | 1,475,687 |
| 11 Collier | 224,559,292 | 825,775 | 2,088,154 | 2,913,929 |
| 12 Columbia | 41,369,241 | 152,128 | 292,452 | 444,580 |
| 13 Miami-Dade | 1,646,487,631 | 6,054,649 | 13,644,057 | 19,698,706 |
| 14 DeSoto | 21,355,131 | 78,529 | 138,627 | 217,156 |
| 15 Dixie | 9,183,448 | 33,770 | 41,405 | 75,175 |
| 16 Duval | 596,538,534 | 2,193,658 | 4,694,349 | 6,888,007 |
| 17 Escambia | 174,881,180 | 643,093 | 610,667 | 1,253,760 |
| 18 Flagler | 54,724,821 | 201,240 | 0 | 201,240 |
| 19 Franklin | 5,305,048 | 19,508 | 0 | 19,508 |
| 20 Gadsden | 21,333,667 | 78,451 | 285,353 | 363,804 |
| 21 Gilchrist | 11,809,727 | 43,428 | 119,100 | 162,528 |
| 22 Glades | 7,896,238 | 29,037 | 0 | 29,037 |
| 23 Gulf | 8,215,032 | 30,209 | 44,309 | 74,518 |
| 24 Hamilton | 6,735,000 | 24,767 | 13,310 | 38,077 |
| 25 Hardee | 22,543,675 | 82,900 | 138,992 | 221,892 |
| 26 Hendry | 32,707,843 | 120,277 | 126,691 | 246,968 |
| 27 Hernando | 98,404,404 | 361,864 | 388,271 | 750,135 |
| 28 Highlands | 51,482,150 | 189,316 | 128,553 | 317,869 |
| 29 Hillsborough | 986,471,917 | 3,627,565 | 6,177,656 | 9,805,221 |
| 30 Holmes | 12,708,059 | 46,731 | 121,378 | 168,109 |
| 31 Indian River | 79,440,226 | 292,126 | 555,699 | 847,825 |
| 32 Jackson | 26,677,524 | 98,102 | 45,003 | 143,105 |
| 33 Jefferson | 2,932,416 | 10,783 | 32,866 | 43,649 |
| 34 Lafayette | 5,048,900 | 18,566 | 0 | 18,566 |
| 35 Lake | 187,158,104 | 688,239 | 618,494 | 1,306,733 |
| 36 Lee | 423,436,002 | 1,557,106 | 1,490,006 | 3,047,112 |
| 37 Leon | 149,294,785 | 549,003 | 1,359,173 | 1,908,176 |
| 38 Levy | 23,177,101 | 85,229 | 76,506 | 161,735 |
| 39 Liberty | 6,108,297 | 22,462 | 0 | 22,462 |
| 40 Madison | 11,089,315 | 40,779 | 33,229 | 74,008 |
| 41 Manatee | 219,739,542 | 808,051 | 904,182 | 1,712,233 |
| 42 Marion | 181,645,899 | 667,969 | 267,750 | 935,719 |
| 43 Martin | 88,858,880 | 326,762 | 413,113 | 739,875 |
| 44 Monroe | 37,936,068 | 139,503 | 278,836 | 418,339 |
| 45 Nassau | 52,592,642 | 193,400 | 775,607 | 969,007 |
| 46 Okaloosa | 141,500,366 | 520,341 | 1,520,410 | 2,040,751 |
| 47 Okeechobee | 28,326,816 | 104,167 | 242,175 | 346,342 |
| 48 Orange | 944,455,569 | 3,473,058 | 5,725,120 | 9,198,178 |
| 49 Osceola | 291,666,881 | 1,072,550 | 1,393,754 | 2,466,304 |
| 50 Palm Beach | 932,765,858 | 3,430,071 | 8,756,115 | 12,186,186 |
| 51 Pasco | 331,342,519 | 1,218,450 | 1,238,336 | 2,456,786 |
| 52 Pinellas | 462,684,090 | 1,701,434 | 3,051,428 | 4,752,862 |
| 53 Polk | 444,247,636 | 1,633,637 | 2,405,341 | 4,038,978 |
| 54 Putnam | 46,428,705 | 170,733 | 350,136 | 520,869 |
| 55 St. Johns | 179,582,867 | 660,382 | 2,687,277 | 3,347,659 |
| 56 St. Lucie | 175,434,832 | 643,129 | 972,362 | 1,617,491 |
| 57 Santa Rosa | 121,802,956 | 447,907 | 1,079,583 | 1,527,490 |
| 58 Sarasota | 201,949,579 | 742,632 | 1,998,048 | 2,740,680 |
| 59 Seminole | 304,721,725 | 1,120,557 | 2,026,817 | 3,147,374 |
| 60 Sumter | 35,616,477 | 130,973 | 355,575 | 486,548 |
| 61 Suwannee | 24,952,072 | 91,757 | 155,931 | 247,694 |
| 62 Taylor | 11,075,477 | 40,728 | 0 | 40,728 |
| 63 Union | 9,654,391 | 35,502 | 0 | 35,502 |
| 64 Volusia | 276,485,542 | 1,016,724 | 999,252 | 2,015,976 |
| 65 Wakulla | 21,988,780 | 80,860 | 106,666 | 187,526 |
| 66 Walton | 39,349,104 | 144,699 | 376,109 | 520,808 |
| 67 Washington | 13,053,386 | 48,001 | 135,685 | 183,686 |
| 68 Washington Special | 675,493 | 2,484 | 0 | 2,484 |
| 69 FAMU Lab School | 2,399,414 | 8,823 | 46,411 | 55,234 |
| 70 FAU - Palm Beach | 5,108,344 | 18,785 | 107,994 | 126,779 |
| 71 FAU - St. Lucie | 6,294,384 | 23,146 | 141,153 | 164,299 |
| 72 FSU Lab - Broward | 3,177,918 | 11,686 | 67,573 | 79,259 |
| 73 FSU Lab - Leon | 7,394,634 | 27,192 | 169,960 | 197,152 |
| 74 UF Lab | 4,962,765 | 18,250 | 111,754 | 130,004 |
| 75 Virtual School | 138,852,601 | 510,604 | 0 | 510,604 |
| State | 12,949,995,469 | 47,621,175 | 86,961,702 | 134,582,877 |

2017-18 FEFP Second Calculation
Required Local Effort, 90% Adjustment, Millage, and Total

| District | 2016-17 School Taxable Value | 2016 Assessment Levels | 2016 Equalization Factors | 2016-17 Unequalized RLE | Equalization Amount | 2017 School Taxable Value | 2017 Millage Rate Adjustment | 2017 Equalized RLE Mills |
|-----------------------|------------------------------|------------------------|---------------------------|-------------------------|---------------------|---------------------------|------------------------------|--------------------------|
| | -1- | -2- | -3- | -4- | -5- | -6- | -7- | -8- |
| 1 Alachua | 13,844,431,764 | 95.1 | 0.014721 | 61,642,056 | 907,433 | 15,296,680,670 | 0.062 | 4.370 |
| 2 Baker | 898,191,209 | 99.8 | (0.033066) | 3,999,178 | (132,237) | 939,462,215 | (0.147) | 4.161 |
| 3 Bay | 16,100,077,896 | 96.6 | (0.001035) | 71,685,275 | (74,194) | 16,691,764,799 | (0.005) | 4.303 |
| 4 Bradford | 964,488,653 | 96.8 | (0.003099) | 4,294,366 | (13,308) | 980,884,385 | (0.014) | 4.294 |
| 5 Brevard | 35,873,682,910 | 96.4 | 0.001037 | 159,726,856 | 165,637 | 38,759,682,715 | 0.004 | 4.312 |
| 6 Broward | 178,803,811,309 | 98.7 | (0.022290) | 796,120,394 | (17,745,524) | 193,471,849,512 | (0.096) | 4.212 |
| 7 Calhoun | 449,888,788 | 98.2 | (0.017312) | 2,003,121 | (34,678) | 450,830,323 | (0.080) | 4.228 |
| 8 Charlotte | 15,731,615,470 | 95.6 | 0.009414 | 70,044,703 | 659,401 | 17,069,863,012 | 0.040 | 4.348 |
| 9 Citrus | 9,074,017,367 | 96.0 | 0.005208 | 40,401,881 | 210,413 | 9,482,456,430 | 0.023 | 4.331 |
| 10 Clay | 10,479,541,597 | 99.3 | (0.028197) | 46,659,949 | (1,315,671) | 11,149,208,791 | (0.123) | 4.185 |
| 11 Collier | 82,539,106,094 | 96.2 | 0.003119 | 367,503,719 | 1,146,244 | 88,650,392,928 | 0.013 | 4.321 |
| 12 Columbia | 2,664,571,401 | 96.4 | 0.001037 | 11,863,951 | 12,303 | 2,733,072,573 | 0.005 | 4.313 |
| 13 Miami-Dade | 284,845,924,926 | 95.0 | 0.015789 | 1,268,270,784 | 20,024,727 | 305,125,757,799 | 0.068 | 4.376 |
| 14 DeSoto | 1,501,870,003 | 96.9 | (0.004128) | 6,687,046 | (27,604) | 1,678,605,387 | (0.017) | 4.291 |
| 15 Dixie | 526,698,848 | 97.2 | (0.007202) | 2,345,116 | (16,890) | 528,280,461 | (0.033) | 4.275 |
| 16 Duval | 60,254,060,665 | 98.4 | (0.019309) | 268,280,000 | (5,180,219) | 64,320,200,875 | (0.084) | 4.224 |
| 17 Escambia | 17,105,353,677 | 95.1 | 0.014721 | 76,161,245 | 1,121,170 | 17,900,851,479 | 0.065 | 4.373 |
| 18 Flagler | 8,434,381,633 | 95.1 | 0.014721 | 37,553,916 | 552,831 | 8,906,402,211 | 0.065 | 4.373 |
| 19 Franklin | 1,884,562,179 | 97.2 | (0.007202) | 8,390,975 | (60,432) | 1,944,151,488 | (0.032) | 4.276 |
| 20 Gadsden | 1,480,890,349 | 96.9 | (0.004128) | 6,593,635 | (27,219) | 1,520,798,787 | (0.019) | 4.289 |
| 21 Gilchrist | 671,995,369 | 97.1 | (0.006179) | 2,992,046 | (18,488) | 710,291,976 | (0.027) | 4.281 |
| 22 Glades | 614,615,474 | 100.2 | (0.036926) | 2,736,563 | (101,050) | 640,625,509 | (0.164) | 4.144 |
| 23 Gulf | 1,594,396,993 | 101.5 | (0.049261) | 7,099,021 | (349,705) | 1,823,834,953 | (0.200) | 4.108 |
| 24 Hamilton | 766,925,109 | 96.4 | 0.001037 | 3,414,719 | 3,541 | 775,038,498 | 0.005 | 4.313 |
| 25 Hardee | 1,593,913,055 | 95.4 | 0.011530 | 7,096,866 | 81,827 | 1,611,310,501 | 0.053 | 4.361 |
| 26 Hendry | 1,953,413,364 | 99.0 | (0.025253) | 8,697,534 | (219,639) | 2,019,244,350 | (0.113) | 4.195 |
| 27 Hernando | 8,625,230,211 | 95.1 | 0.014721 | 38,403,665 | 565,340 | 9,333,042,344 | 0.063 | 4.371 |
| 28 Highlands | 5,071,954,922 | 96.8 | (0.003099) | 22,582,778 | (69,984) | 5,169,041,813 | (0.014) | 4.294 |
| 29 Hillsborough | 86,673,370,401 | 95.6 | 0.009414 | 385,911,448 | 3,632,970 | 94,188,312,804 | 0.040 | 4.348 |
| 30 Holmes | 507,913,226 | 97.6 | (0.011270) | 2,261,473 | (25,487) | 516,702,629 | (0.051) | 4.257 |
| 31 Indian River | 16,421,005,663 | 96.8 | (0.003099) | 73,114,199 | (226,581) | 17,678,299,914 | (0.013) | 4.295 |
| 32 Jackson | 1,645,002,214 | 98.6 | (0.021298) | 7,324,339 | (155,994) | 1,670,048,550 | (0.097) | 4.211 |
| 33 Jefferson | 609,094,583 | 95.4 | 0.011530 | 2,711,981 | 31,269 | 630,569,141 | 0.052 | 4.360 |
| 34 Lafayette | 274,217,572 | 98.3 | (0.018311) | 1,220,948 | (22,357) | 284,541,762 | (0.082) | 4.226 |
| 35 Lake | 19,384,233,816 | 96.0 | 0.005208 | 86,307,913 | 449,492 | 21,113,566,012 | 0.022 | 4.330 |
| 36 Lee | 75,824,368,848 | 94.2 | 0.024416 | 337,606,486 | 8,243,000 | 81,973,613,642 | 0.105 | 4.413 |
| 37 Leon | 16,201,569,674 | 96.3 | 0.002077 | 72,137,165 | 149,829 | 16,953,001,597 | 0.009 | 4.317 |
| 38 Levy | 1,795,424,606 | 96.3 | 0.002077 | 7,994,092 | 16,604 | 1,873,722,506 | 0.009 | 4.317 |
| 39 Liberty | 243,449,945 | 99.4 | (0.029175) | 1,083,956 | (31,624) | 248,816,055 | (0.132) | 4.176 |
| 40 Madison | 723,236,602 | 97.1 | (0.006179) | 3,220,197 | (19,898) | 738,377,832 | (0.028) | 4.280 |
| 41 Manatee | 33,138,246,683 | 95.4 | 0.011530 | 147,547,381 | 1,701,221 | 35,849,173,561 | 0.049 | 4.357 |
| 42 Marion | 17,291,419,336 | 96.7 | (0.002068) | 76,989,699 | (159,215) | 18,258,221,824 | (0.009) | 4.299 |
| 43 Martin | 21,187,422,303 | 97.0 | (0.005155) | 94,336,574 | (486,305) | 22,442,764,243 | (0.023) | 4.285 |
| 44 Monroe | 24,961,179,444 | 94.3 | 0.023330 | 111,139,152 | 2,592,876 | 27,428,922,458 | 0.098 | 4.406 |
| 45 Nassau | 7,851,958,211 | 96.1 | 0.004162 | 34,960,687 | 145,506 | 8,476,613,984 | 0.018 | 4.326 |
| 46 Okaloosa | 16,797,558,869 | 95.8 | 0.007307 | 74,790,795 | 546,496 | 17,538,866,021 | 0.032 | 4.340 |
| 47 Okeechobee | 1,775,534,174 | 95.4 | 0.011530 | 7,905,530 | 91,151 | 1,883,689,939 | 0.050 | 4.358 |
| 48 Orange | 121,956,624,029 | 99.2 | (0.027218) | 543,009,429 | (14,779,631) | 132,185,903,582 | (0.116) | 4.192 |
| 49 Osceola | 22,494,745,613 | 92.3 | 0.045504 | 100,157,405 | 4,557,563 | 24,597,378,050 | 0.193 | 4.501 |
| 50 Palm Beach | 178,613,927,082 | 97.5 | (0.010256) | 795,274,938 | (8,156,340) | 190,165,751,792 | (0.045) | 4.263 |
| 51 Pasco | 25,243,564,952 | 96.3 | 0.002077 | 112,396,468 | 233,447 | 27,307,574,009 | 0.009 | 4.317 |
| 52 Pinellas | 74,769,722,195 | 97.7 | (0.012282) | 332,910,693 | (4,088,809) | 80,533,507,010 | (0.053) | 4.255 |
| 53 Polk | 31,609,566,863 | 97.7 | (0.012282) | 140,740,964 | (1,728,581) | 35,068,873,988 | (0.051) | 4.257 |
| 54 Putnam | 3,645,953,854 | 101.1 | (0.045500) | 16,233,537 | (738,626) | 3,803,972,825 | (0.202) | 4.106 |
| 55 St. Johns | 23,937,819,882 | 96.8 | (0.003099) | 106,582,664 | (330,300) | 25,826,921,360 | (0.013) | 4.295 |
| 56 St. Lucie | 19,771,067,271 | 96.1 | 0.004162 | 88,030,282 | 366,382 | 21,313,882,731 | 0.018 | 4.326 |
| 57 Santa Rosa | 9,466,965,960 | 94.4 | 0.022246 | 42,151,477 | 937,702 | 9,861,255,888 | 0.099 | 4.407 |
| 58 Sarasota | 54,838,821,256 | 95.0 | 0.015789 | 244,168,755 | 3,855,180 | 58,860,022,628 | 0.068 | 4.376 |
| 59 Seminole | 31,386,022,016 | 96.4 | 0.001037 | 139,745,635 | 144,916 | 33,586,360,019 | 0.004 | 4.312 |
| 60 Sumter | 11,434,586,065 | 97.0 | (0.005155) | 50,912,266 | (262,453) | 11,891,014,524 | (0.023) | 4.285 |
| 61 Suwannee | 1,723,056,704 | 99.8 | (0.033066) | 7,671,876 | (253,678) | 1,822,179,017 | (0.145) | 4.163 |
| 62 Taylor | 1,354,121,462 | 96.9 | (0.004128) | 6,029,199 | (24,889) | 1,395,870,491 | (0.019) | 4.289 |
| 63 Union | 257,803,950 | 95.0 | 0.015789 | 1,147,867 | 18,124 | 260,876,415 | 0.072 | 4.380 |
| 64 Volusia | 32,624,888,000 | 97.5 | (0.010256) | 145,261,661 | (1,489,804) | 35,019,721,155 | (0.044) | 4.264 |
| 65 Wakulla | 1,220,327,688 | 96.2 | 0.003119 | 5,433,485 | 16,947 | 1,290,892,456 | 0.014 | 4.322 |
| 66 Walton | 16,874,193,465 | 92.3 | 0.045504 | 75,132,009 | 3,418,807 | 18,479,173,592 | 0.193 | 4.501 |
| 67 Washington | 905,538,660 | 94.3 | 0.023330 | 4,031,893 | 94,064 | 916,273,297 | 0.107 | 4.415 |
| 68 Washington Special | 0 | 0.0 | 0 | 0 | 0 | 0 | 0.000 | 0 |
| 69 FAMU Lab School | 0 | 0.0 | 0 | 0 | 0 | 0 | 0.000 | 0 |
| 70 FAU - Palm Beach | 0 | 0.0 | 0 | 0 | 0 | 0 | 0.000 | 0 |
| 71 FAU - St. Lucie | 0 | 0.0 | 0 | 0 | 0 | 0 | 0.000 | 0 |
| 72 FSU Lab - Broward | 0 | 0.0 | 0 | 0 | 0 | 0 | 0.000 | 0 |
| 73 FSU Lab - Leon | 0 | 0.0 | 0 | 0 | 0 | 0 | 0.000 | 0 |
| 74 UF Lab | 0 | 0.0 | 0 | 0 | 0 | 0 | 0.000 | 0 |
| 75 Virtual School | 0 | 0.0 | 0 | 0 | 0 | 0 | 0.000 | 0 |
| State | 1,771,785,134,372 | 96.5 | | 7,888,837,876 | (1,673,001) | 1,903,618,856,087 | | 4.308 |

2017-18 FEFP Second Calculation
Required Local Effort, 90% Adjustment, Millage and Total

| District | 2017-18 School Taxable Value | Unequalized Required Local Effort | Gross State & Local FEFP | 90% Gross State & Local FEFP | Unequalized RLE Amount Above 90% FEFP | Equalized or Average Millage | Less: Millage to 90% | 2016-17 Adjusted RLE Millage | 2017-18 Total Required Local Effort |
|-----------------------|------------------------------|-----------------------------------|--------------------------|------------------------------|---------------------------------------|------------------------------|----------------------|------------------------------|-------------------------------------|
| | -1- | -2- | -3- | -4- | -5- | -6- | -7- | -8- | -9- |
| 1 Alachua | 15,296,680,670 | 64,172,635 | 160,602,483 | 144,542,235 | 0 | 4.370 | 0.000 | 4.370 | 64,172,635 |
| 2 Baker | 939,462,215 | 3,752,738 | 28,899,567 | 26,009,610 | 0 | 4.161 | 0.000 | 4.161 | 3,752,738 |
| 3 Bay | 16,691,764,799 | 68,951,677 | 156,145,819 | 140,531,237 | 0 | 4.303 | 0.000 | 4.303 | 68,951,677 |
| 4 Bradford | 980,884,385 | 4,043,441 | 19,468,316 | 17,521,484 | 0 | 4.294 | 0.000 | 4.294 | 4,043,441 |
| 5 Brevard | 38,759,682,715 | 160,446,482 | 417,743,301 | 375,968,971 | 0 | 4.312 | 0.000 | 4.312 | 160,446,482 |
| 6 Broward | 193,471,849,512 | 782,307,293 | 1,522,602,879 | 1,370,342,591 | 0 | 4.212 | 0.000 | 4.212 | 782,307,293 |
| 7 Calhoun | 450,830,323 | 1,829,866 | 14,288,927 | 12,860,034 | 0 | 4.228 | 0.000 | 4.228 | 1,829,866 |
| 8 Charlotte | 17,069,863,012 | 71,250,974 | 86,118,867 | 77,506,980 | 0 | 4.348 | 0.000 | 4.348 | 71,250,974 |
| 9 Citrus | 9,482,456,430 | 39,425,778 | 83,975,484 | 75,577,936 | 0 | 4.331 | 0.000 | 4.331 | 39,425,778 |
| 10 Clay | 11,149,208,791 | 44,793,061 | 215,063,977 | 193,557,579 | 0 | 4.185 | 0.000 | 4.185 | 44,793,061 |
| 11 Collier | 88,650,392,928 | 367,736,014 | 273,504,798 | 246,154,318 | 121,581,696 | 4.321 | 1.429 | 2.892 | 246,121,859 |
| 12 Columbia | 2,733,072,573 | 11,316,232 | 58,331,979 | 52,498,781 | 0 | 4.313 | 0.000 | 4.313 | 11,316,232 |
| 13 Miami-Dade | 305,125,757,799 | 1,281,821,103 | 1,989,420,850 | 1,790,478,765 | 0 | 4.376 | 0.000 | 4.376 | 1,281,821,103 |
| 14 DeSoto | 1,678,605,387 | 6,914,780 | 29,655,646 | 26,690,081 | 0 | 4.291 | 0.000 | 4.291 | 6,914,780 |
| 15 Dixie | 528,280,461 | 2,168,063 | 13,697,668 | 12,327,901 | 0 | 4.275 | 0.000 | 4.275 | 2,168,063 |
| 16 Duval | 64,320,200,875 | 260,820,987 | 741,909,694 | 667,718,725 | 0 | 4.224 | 0.000 | 4.224 | 260,820,987 |
| 17 Escambia | 17,900,851,479 | 75,149,207 | 227,580,494 | 204,822,445 | 0 | 4.373 | 0.000 | 4.373 | 75,149,207 |
| 18 Flagler | 8,906,402,211 | 37,389,789 | 70,448,496 | 63,403,646 | 0 | 4.373 | 0.000 | 4.373 | 37,389,789 |
| 19 Franklin | 1,944,151,488 | 7,980,664 | 7,483,546 | 6,735,191 | 1,245,473 | 4.276 | 0.667 | 3.609 | 6,735,785 |
| 20 Gadsden | 1,520,798,787 | 6,261,798 | 31,225,425 | 28,102,883 | 0 | 4.289 | 0.000 | 4.289 | 6,261,798 |
| 21 Gilchrist | 710,291,976 | 2,919,130 | 17,786,786 | 16,008,107 | 0 | 4.281 | 0.000 | 4.281 | 2,919,130 |
| 22 Glades | 640,625,509 | 2,548,562 | 11,812,353 | 10,631,118 | 0 | 4.144 | 0.000 | 4.144 | 2,548,562 |
| 23 Gulf | 1,823,834,953 | 7,192,621 | 11,393,322 | 10,253,990 | 0 | 4.108 | 0.000 | 4.108 | 7,192,621 |
| 24 Hamilton | 775,038,498 | 3,209,031 | 10,167,959 | 9,151,163 | 0 | 4.313 | 0.000 | 4.313 | 3,209,031 |
| 25 Hardee | 1,611,310,501 | 6,745,848 | 30,341,640 | 27,307,476 | 0 | 4.361 | 0.000 | 4.361 | 6,745,848 |
| 26 Hendry | 2,019,244,350 | 8,131,901 | 44,415,618 | 39,974,056 | 0 | 4.195 | 0.000 | 4.195 | 8,131,901 |
| 27 Hemando | 9,333,042,344 | 39,162,939 | 129,318,309 | 116,386,478 | 0 | 4.371 | 0.000 | 4.371 | 39,162,939 |
| 28 Highlands | 5,169,041,813 | 21,308,031 | 68,866,237 | 61,979,613 | 0 | 4.294 | 0.000 | 4.294 | 21,308,031 |
| 29 Hillsborough | 94,188,312,804 | 393,149,553 | 1,229,900,247 | 1,106,910,222 | 0 | 4.348 | 0.000 | 4.348 | 393,149,553 |
| 30 Holmes | 516,702,629 | 2,111,619 | 19,984,330 | 17,985,897 | 0 | 4.257 | 0.000 | 4.257 | 2,111,619 |
| 31 Indian River | 17,678,299,914 | 72,891,166 | 96,275,464 | 86,647,918 | 0 | 4.295 | 0.000 | 4.295 | 72,891,166 |
| 32 Jackson | 1,670,048,550 | 6,751,271 | 38,830,810 | 34,947,729 | 0 | 4.211 | 0.000 | 4.211 | 6,751,271 |
| 33 Jefferson | 630,569,141 | 2,639,310 | 5,147,444 | 4,632,700 | 0 | 4.360 | 0.000 | 4.360 | 2,639,310 |
| 34 Lafayette | 284,541,762 | 1,154,375 | 7,890,356 | 7,101,320 | 0 | 4.226 | 0.000 | 4.226 | 1,154,375 |
| 35 Lake | 21,113,566,012 | 87,764,871 | 233,470,199 | 210,123,179 | 0 | 4.330 | 0.000 | 4.330 | 87,764,871 |
| 36 Lee | 81,973,613,642 | 347,279,575 | 525,548,650 | 472,993,785 | 0 | 4.413 | 0.000 | 4.413 | 347,279,575 |
| 37 Leon | 16,953,001,597 | 70,258,664 | 193,530,430 | 174,177,387 | 0 | 4.317 | 0.000 | 4.317 | 70,258,664 |
| 38 Levy | 1,873,722,506 | 7,765,306 | 33,901,540 | 30,511,386 | 0 | 4.317 | 0.000 | 4.317 | 7,765,306 |
| 39 Liberty | 248,816,055 | 997,494 | 9,783,748 | 8,805,373 | 0 | 4.176 | 0.000 | 4.176 | 997,494 |
| 40 Madison | 738,377,832 | 3,033,847 | 16,840,508 | 15,156,457 | 0 | 4.280 | 0.000 | 4.280 | 3,033,847 |
| 41 Manatee | 35,849,173,561 | 149,947,055 | 269,539,890 | 242,585,901 | 0 | 4.357 | 0.000 | 4.357 | 149,947,055 |
| 42 Marion | 18,258,221,824 | 75,352,412 | 238,020,385 | 214,218,347 | 0 | 4.299 | 0.000 | 4.299 | 75,352,412 |
| 43 Martin | 22,442,764,243 | 92,320,555 | 107,456,466 | 96,710,819 | 0 | 4.285 | 0.000 | 4.285 | 92,320,555 |
| 44 Monroe | 27,428,922,458 | 116,017,759 | 47,055,772 | 42,350,195 | 73,667,564 | 4.406 | 2.798 | 1.608 | 42,341,479 |
| 45 Nassau | 8,476,613,984 | 35,203,039 | 66,821,287 | 60,139,158 | 0 | 4.326 | 0.000 | 4.326 | 35,203,039 |
| 46 Okaloosa | 17,538,866,021 | 73,073,931 | 181,156,147 | 163,040,532 | 0 | 4.340 | 0.000 | 4.340 | 73,073,931 |
| 47 Okeechobee | 1,883,689,939 | 7,880,756 | 39,383,794 | 35,445,415 | 0 | 4.358 | 0.000 | 4.358 | 7,880,756 |
| 48 Orange | 132,185,903,582 | 531,958,376 | 1,122,442,127 | 1,010,197,914 | 0 | 4.192 | 0.000 | 4.192 | 531,958,376 |
| 49 Osceola | 24,597,378,050 | 106,284,287 | 360,893,580 | 324,804,222 | 0 | 4.501 | 0.000 | 4.501 | 106,284,287 |
| 50 Palm Beach | 190,165,751,792 | 778,249,536 | 1,109,805,064 | 998,824,558 | 0 | 4.263 | 0.000 | 4.263 | 778,249,536 |
| 51 Pasco | 27,307,574,009 | 113,171,325 | 428,439,456 | 385,595,510 | 0 | 4.317 | 0.000 | 4.317 | 113,171,325 |
| 52 Pinellas | 80,533,507,010 | 328,963,269 | 563,899,224 | 507,509,302 | 0 | 4.255 | 0.000 | 4.255 | 328,963,269 |
| 53 Polk | 35,068,873,988 | 143,316,669 | 572,000,653 | 514,800,588 | 0 | 4.257 | 0.000 | 4.257 | 143,316,669 |
| 54 Putnam | 3,803,972,825 | 14,994,348 | 63,565,126 | 57,208,613 | 0 | 4.106 | 0.000 | 4.106 | 14,994,348 |
| 55 St. Johns | 25,826,921,360 | 106,489,562 | 217,894,734 | 196,105,261 | 0 | 4.295 | 0.000 | 4.295 | 106,489,562 |
| 56 St. Lucie | 21,313,882,731 | 88,515,702 | 223,432,005 | 201,088,805 | 0 | 4.326 | 0.000 | 4.326 | 88,515,702 |
| 57 Santa Rosa | 9,861,255,888 | 41,720,213 | 159,474,713 | 143,527,242 | 0 | 4.407 | 0.000 | 4.407 | 41,720,213 |
| 58 Sarasota | 58,860,022,628 | 247,268,601 | 248,663,099 | 223,796,789 | 23,471,812 | 4.376 | 0.415 | 3.961 | 223,818,768 |
| 59 Seminole | 33,586,360,019 | 139,031,409 | 374,955,802 | 337,460,222 | 0 | 4.312 | 0.000 | 4.312 | 139,031,409 |
| 60 Sumter | 11,891,014,524 | 48,914,877 | 44,199,714 | 39,779,743 | 9,135,134 | 4.285 | 0.800 | 3.485 | 39,782,578 |
| 61 Suwannee | 1,822,179,017 | 7,282,302 | 33,447,039 | 30,102,335 | 0 | 4.163 | 0.000 | 4.163 | 7,282,302 |
| 62 Taylor | 1,395,870,491 | 5,747,413 | 15,771,065 | 14,193,959 | 0 | 4.289 | 0.000 | 4.289 | 5,747,413 |
| 63 Union | 260,876,415 | 1,096,933 | 14,345,227 | 12,910,704 | 0 | 4.380 | 0.000 | 4.380 | 1,096,933 |
| 64 Volusia | 35,019,721,155 | 143,351,127 | 345,858,769 | 311,272,892 | 0 | 4.264 | 0.000 | 4.264 | 143,351,127 |
| 65 Wakulla | 1,290,892,456 | 5,356,068 | 30,137,124 | 27,123,412 | 0 | 4.322 | 0.000 | 4.322 | 5,356,068 |
| 66 Walton | 18,479,173,592 | 79,847,770 | 48,415,089 | 43,573,580 | 36,274,190 | 4.501 | 2.045 | 2.456 | 43,569,456 |
| 67 Washington | 916,273,297 | 3,883,533 | 19,576,819 | 17,619,137 | 0 | 4.415 | 0.000 | 4.415 | 3,883,533 |
| 68 Washington Special | 0 | 0 | 1,149,278 | 1,034,350 | 0 | 0 | 0 | 0 | 0 |
| 69 FAMU Lab School | 0 | 0 | 4,274,237 | 3,846,813 | 0 | 0 | 0 | 0 | 0 |
| 70 FAU - Palm Beach | 0 | 0 | 7,930,459 | 7,137,413 | 0 | 0 | 0 | 0 | 0 |
| 71 FAU - St. Lucie | 0 | 0 | 8,502,564 | 7,652,308 | 0 | 0 | 0 | 0 | 0 |
| 72 FSU Lab - Broward | 0 | 0 | 4,625,485 | 4,162,937 | 0 | 0 | 0 | 0 | 0 |
| 73 FSU Lab - Leon | 0 | 0 | 10,816,026 | 9,734,423 | 0 | 0 | 0 | 0 | 0 |
| 74 UF Lab | 0 | 0 | 7,779,731 | 7,001,758 | 0 | 0 | 0 | 0 | 0 |
| 75 Virtual School | 0 | 0 | 169,863,123 | 152,876,811 | 0 | 0 | 0 | 0 | 0 |
| State | 1,903,618,856,087 | 7,870,786,523 | 16,044,965,239 | 14,440,468,715 | 265,375,869 | | | 4.308 | 7,605,390,763 |

2017-18 FEFP Second Calculation
 Required Local Effort Taxes

| District | 2017 School Taxable Value | Equalized Required Local Effort Millage Rate | Total Required Local Effort Taxes |
|-----------------------|------------------------------------|---|--|
| | -1- | -2- | -3- |
| 1 Alachua | 15,296,680,670 | 4.370 | 64,172,635 |
| 2 Baker | 939,462,215 | 4.161 | 3,752,738 |
| 3 Bay | 16,691,764,799 | 4.303 | 68,951,677 |
| 4 Bradford | 980,884,385 | 4.294 | 4,043,441 |
| 5 Brevard | 38,759,682,715 | 4.312 | 160,446,482 |
| 6 Broward | 193,471,849,512 | 4.212 | 782,307,293 |
| 7 Calhoun | 450,830,323 | 4.228 | 1,829,866 |
| 8 Charlotte | 17,069,863,012 | 4.348 | 71,250,974 |
| 9 Citrus | 9,482,456,430 | 4.331 | 39,425,778 |
| 10 Clay | 11,149,208,791 | 4.185 | 44,793,061 |
| 11 Collier | 88,650,392,928 | 2.892 | 246,121,859 |
| 12 Columbia | 2,733,072,573 | 4.313 | 11,316,232 |
| 13 Miami-Dade | 305,125,757,799 | 4.376 | 1,281,821,103 |
| 14 DeSoto | 1,678,605,387 | 4.291 | 6,914,780 |
| 15 Dixie | 528,280,461 | 4.275 | 2,168,063 |
| 16 Duval | 64,320,200,875 | 4.224 | 260,820,987 |
| 17 Escambia | 17,900,851,479 | 4.373 | 75,149,207 |
| 18 Flagler | 8,906,402,211 | 4.373 | 37,389,789 |
| 19 Franklin | 1,944,151,488 | 3.609 | 6,735,785 |
| 20 Gadsden | 1,520,798,787 | 4.289 | 6,261,798 |
| 21 Gilchrist | 710,291,976 | 4.281 | 2,919,130 |
| 22 Glades | 640,625,509 | 4.144 | 2,548,562 |
| 23 Gulf | 1,823,834,953 | 4.108 | 7,192,621 |
| 24 Hamilton | 775,038,498 | 4.313 | 3,209,031 |
| 25 Hardee | 1,611,310,501 | 4.361 | 6,745,848 |
| 26 Hendry | 2,019,244,350 | 4.195 | 8,131,901 |
| 27 Hernando | 9,333,042,344 | 4.371 | 39,162,939 |
| 28 Highlands | 5,169,041,813 | 4.294 | 21,308,031 |
| 29 Hillsborough | 94,188,312,804 | 4.348 | 393,149,553 |
| 30 Holmes | 516,702,629 | 4.257 | 2,111,619 |
| 31 Indian River | 17,678,299,914 | 4.295 | 72,891,166 |
| 32 Jackson | 1,670,048,550 | 4.211 | 6,751,271 |
| 33 Jefferson | 630,569,141 | 4.360 | 2,639,310 |
| 34 Lafayette | 284,541,762 | 4.226 | 1,154,375 |
| 35 Lake | 21,113,566,012 | 4.330 | 87,764,871 |
| 36 Lee | 81,973,613,642 | 4.413 | 347,279,575 |
| 37 Leon | 16,953,001,597 | 4.317 | 70,258,664 |
| 38 Levy | 1,873,722,506 | 4.317 | 7,765,306 |
| 39 Liberty | 248,816,055 | 4.176 | 997,494 |
| 40 Madison | 738,377,832 | 4.280 | 3,033,847 |
| 41 Manatee | 35,849,173,561 | 4.357 | 149,947,055 |
| 42 Marion | 18,258,221,824 | 4.299 | 75,352,412 |
| 43 Martin | 22,442,764,243 | 4.285 | 92,320,555 |
| 44 Monroe | 27,428,922,458 | 1.608 | 42,341,479 |
| 45 Nassau | 8,476,613,984 | 4.326 | 35,203,039 |
| 46 Okaloosa | 17,538,866,021 | 4.340 | 73,073,931 |
| 47 Okeechobee | 1,883,689,939 | 4.358 | 7,880,756 |
| 48 Orange | 132,185,903,582 | 4.192 | 531,958,376 |
| 49 Osceola | 24,597,378,050 | 4.501 | 106,284,287 |
| 50 Palm Beach | 190,165,751,792 | 4.263 | 778,249,536 |
| 51 Pasco | 27,307,574,009 | 4.317 | 113,171,325 |
| 52 Pinellas | 80,533,507,010 | 4.255 | 328,963,269 |
| 53 Polk | 35,068,873,988 | 4.257 | 143,316,669 |
| 54 Putnam | 3,803,972,825 | 4.106 | 14,994,348 |
| 55 St. Johns | 25,826,921,360 | 4.295 | 106,489,562 |
| 56 St. Lucie | 21,313,882,731 | 4.326 | 88,545,702 |
| 57 Santa Rosa | 9,861,255,888 | 4.407 | 41,720,213 |
| 58 Sarasota | 58,860,022,628 | 3.961 | 223,818,768 |
| 59 Seminole | 33,586,360,019 | 4.312 | 139,031,409 |
| 60 Sumter | 11,891,014,524 | 3.485 | 39,782,578 |
| 61 Suwannee | 1,822,179,017 | 4.163 | 7,282,302 |
| 62 Taylor | 1,395,870,491 | 4.289 | 5,747,413 |
| 63 Union | 260,876,415 | 4.380 | 1,096,933 |
| 64 Volusia | 35,019,721,155 | 4.264 | 143,351,127 |
| 65 Wakulla | 1,290,892,456 | 4.322 | 5,356,068 |
| 66 Walton | 18,479,173,592 | 2.456 | 43,569,456 |
| 67 Washington | 916,273,297 | 4.415 | 3,883,533 |
| 68 Washington Special | 0 | 0.000 | 0 |
| 69 FAMU Lab School | 0 | 0.000 | 0 |
| 70 FAU - Palm Beach | 0 | 0.000 | 0 |
| 71 FAU - St. Lucie | 0 | 0.000 | 0 |
| 72 FSU Lab - Broward | 0 | 0.000 | 0 |
| 73 FSU Lab - Leon | 0 | 0.000 | 0 |
| 74 UF Lab | 0 | 0.000 | 0 |
| 75 Virtual School | 0 | 0.000 | 0 |
| State | 1,903,618,856,087 | 4.308 | 7,605,390,763 |

| District | Required | | Total |
|-----------------------|-----------------------|--------------------------|---------------------------|
| | Local Effort Mills | Discretionary Millage | Actual FEFP Millage |
| | -1- | -2- | -3- |
| 1 Alachua | 4.370 | 0.748 | 5.118 |
| 2 Baker | 4.161 | 0.748 | 4.909 |
| 3 Bay | 4.303 | 0.748 | 5.051 |
| 4 Bradford | 4.294 | 0.748 | 5.042 |
| 5 Brevard | 4.312 | 0.748 | 5.060 |
| 6 Broward | 4.212 | 0.748 | 4.960 |
| 7 Calhoun | 4.228 | 0.748 | 4.976 |
| 8 Charlotte | 4.348 | 0.748 | 5.096 |
| 9 Citrus | 4.331 | 0.748 | 5.079 |
| 10 Clay | 4.185 | 0.748 | 4.933 |
| 11 Collier | 2.892 | 0.748 | 3.640 |
| 12 Columbia | 4.313 | 0.748 | 5.061 |
| 13 Miami-Dade | 4.376 | 0.748 | 5.124 |
| 14 DeSoto | 4.291 | 0.748 | 5.039 |
| 15 Dixie | 4.275 | 0.748 | 5.023 |
| 16 Duval | 4.224 | 0.748 | 4.972 |
| 17 Escambia | 4.373 | 0.748 | 5.121 |
| 18 Flagler | 4.373 | 0.748 | 5.121 |
| 19 Franklin | 3.609 | 0.748 | 4.357 |
| 20 Gadsden | 4.289 | 0.748 | 5.037 |
| 21 Gilchrist | 4.281 | 0.748 | 5.029 |
| 22 Glades | 4.144 | 0.748 | 4.892 |
| 23 Gulf | 4.108 | 0.748 | 4.856 |
| 24 Hamilton | 4.313 | 0.748 | 5.061 |
| 25 Hardee | 4.361 | 0.748 | 5.109 |
| 26 Hendry | 4.195 | 0.748 | 4.943 |
| 27 Hernando | 4.371 | 0.748 | 5.119 |
| 28 Highlands | 4.294 | 0.748 | 5.042 |
| 29 Hillsborough | 4.348 | 0.748 | 5.096 |
| 30 Holmes | 4.257 | 0.748 | 5.005 |
| 31 Indian River | 4.295 | 0.748 | 5.043 |
| 32 Jackson | 4.211 | 0.748 | 4.959 |
| 33 Jefferson | 4.360 | 0.748 | 5.108 |
| 34 Lafayette | 4.226 | 0.748 | 4.974 |
| 35 Lake | 4.330 | 0.748 | 5.078 |
| 36 Lee | 4.413 | 0.748 | 5.161 |
| 37 Leon | 4.317 | 0.748 | 5.065 |
| 38 Levy | 4.317 | 0.748 | 5.065 |
| 39 Liberty | 4.176 | 0.748 | 4.924 |
| 40 Madison | 4.280 | 0.748 | 5.028 |
| 41 Manatee | 4.357 | 0.748 | 5.105 |
| 42 Marion | 4.299 | 0.748 | 5.047 |
| 43 Martin | 4.285 | 0.748 | 5.033 |
| 44 Monroe | 1.608 | 0.748 | 2.356 |
| 45 Nassau | 4.326 | 0.748 | 5.074 |
| 46 Okaloosa | 4.340 | 0.748 | 5.088 |
| 47 Okeechobee | 4.358 | 0.748 | 5.106 |
| 48 Orange | 4.192 | 0.748 | 4.940 |
| 49 Osceola | 4.501 | 0.748 | 5.249 |
| 50 Palm Beach | 4.263 | 0.748 | 5.011 |
| 51 Pasco | 4.317 | 0.748 | 5.065 |
| 52 Pinellas | 4.255 | 0.748 | 5.003 |
| 53 Polk | 4.257 | 0.748 | 5.005 |
| 54 Putnam | 4.106 | 0.748 | 4.854 |
| 55 St. Johns | 4.295 | 0.748 | 5.043 |
| 56 St. Lucie | 4.326 | 0.748 | 5.074 |
| 57 Santa Rosa | 4.407 | 0.748 | 5.155 |
| 58 Sarasota | 3.961 | 0.748 | 4.709 |
| 59 Seminole | 4.312 | 0.748 | 5.060 |
| 60 Sumter | 3.485 | 0.748 | 4.233 |
| 61 Suwannee | 4.163 | 0.748 | 4.911 |
| 62 Taylor | 4.289 | 0.748 | 5.037 |
| 63 Union | 4.380 | 0.748 | 5.128 |
| 64 Volusia | 4.264 | 0.748 | 5.012 |
| 65 Wakulla | 4.322 | 0.748 | 5.070 |
| 66 Walton | 2.456 | 0.748 | 3.204 |
| 67 Washington | 4.415 | 0.748 | 5.163 |
| 68 Washington Special | 0.000 | 0.000 | 0.000 |
| 69 FAMU Lab School | 0.000 | 0.000 | 0.000 |
| 70 FAUJ - Palm Beach | 0.000 | 0.000 | 0.000 |
| 71 FAUJ - St. Lucie | 0.000 | 0.000 | 0.000 |
| 72 FSU Lab - Broward | 0.000 | 0.000 | 0.000 |
| 73 FSU Lab - Leon | 0.000 | 0.000 | 0.000 |
| 74 UF Lab | 0.000 | 0.000 | 0.000 |
| 75 Virtual School | 0.000 | 0.000 | 0.000 |
| State | 4.308 | 0.498 | 5.056 |

2017-18 FEFP Second Calculation
Local Effort Taxes

| District | 2017 School Taxable Value | Total Required Local Effort Taxes | 0.748 Actual Discretionary Local Effort | Total Actual Discretionary Local Effort | Total Local Effort Taxes |
|-----------------------|---------------------------|-----------------------------------|---|---|--------------------------|
| | -1- | -2- | -3- | -4- | -5- |
| 1 Alachua | 15,296,680,670 | 64,172,635 | 10,984,240 | 10,984,240 | 75,156,875 |
| 2 Baker | 939,462,215 | 3,752,738 | 674,609 | 674,609 | 4,427,347 |
| 3 Bay | 16,691,764,799 | 68,951,677 | 11,986,022 | 11,986,022 | 80,937,699 |
| 4 Bradford | 980,884,385 | 4,043,441 | 704,353 | 704,353 | 4,747,794 |
| 5 Brevard | 38,759,682,715 | 160,446,482 | 27,832,553 | 27,832,553 | 188,279,035 |
| 6 Broward | 193,471,849,512 | 782,307,293 | 138,928,266 | 138,928,266 | 921,235,559 |
| 7 Calhoun | 450,830,323 | 1,829,866 | 323,732 | 323,732 | 2,153,598 |
| 8 Charlotte | 17,069,863,012 | 71,250,974 | 12,257,527 | 12,257,527 | 83,508,501 |
| 9 Citrus | 9,482,456,430 | 39,425,778 | 6,809,162 | 6,809,162 | 46,234,940 |
| 10 Clay | 11,149,208,791 | 44,793,061 | 8,006,024 | 8,006,024 | 52,799,085 |
| 11 Collier | 88,650,392,928 | 246,121,859 | 63,658,074 | 63,658,074 | 309,779,933 |
| 12 Columbia | 2,733,072,573 | 11,316,232 | 1,962,565 | 1,962,565 | 13,278,797 |
| 13 Miami-Dade | 305,125,757,799 | 1,281,821,103 | 219,104,704 | 219,104,704 | 1,500,925,807 |
| 14 DeSoto | 1,678,605,387 | 6,914,780 | 1,205,373 | 1,205,373 | 8,120,153 |
| 15 Dixie | 528,280,461 | 2,168,063 | 379,348 | 379,348 | 2,547,411 |
| 16 Duval | 64,320,200,875 | 260,820,987 | 46,187,050 | 46,187,050 | 307,008,037 |
| 17 Escambia | 17,900,851,479 | 75,149,207 | 12,854,243 | 12,854,243 | 88,003,450 |
| 18 Flagler | 8,906,402,211 | 37,389,789 | 6,395,509 | 6,395,509 | 43,785,298 |
| 19 Franklin | 1,944,151,488 | 6,735,785 | 1,396,056 | 1,396,056 | 8,131,841 |
| 20 Gadsden | 1,520,798,787 | 6,261,798 | 1,092,055 | 1,092,055 | 7,353,853 |
| 21 Gilchrist | 710,291,976 | 2,919,130 | 510,046 | 510,046 | 3,429,176 |
| 22 Glades | 640,625,509 | 2,548,562 | 460,020 | 460,020 | 3,008,582 |
| 23 Gulf | 1,823,834,953 | 7,192,621 | 1,309,659 | 1,309,659 | 8,502,280 |
| 24 Hamilton | 775,038,498 | 3,209,031 | 556,540 | 556,540 | 3,765,571 |
| 25 Hardee | 1,611,310,501 | 6,745,848 | 1,157,050 | 1,157,050 | 7,902,898 |
| 26 Hendry | 2,019,244,350 | 8,131,901 | 1,449,979 | 1,449,979 | 9,581,880 |
| 27 Hernando | 9,333,042,344 | 39,162,939 | 6,701,871 | 6,701,871 | 45,864,810 |
| 28 Highlands | 5,169,041,813 | 21,308,031 | 3,711,786 | 3,711,786 | 25,019,817 |
| 29 Hillsborough | 94,188,312,804 | 393,149,553 | 67,634,744 | 67,634,744 | 460,784,297 |
| 30 Holmes | 516,702,629 | 2,111,619 | 371,034 | 371,034 | 2,482,653 |
| 31 Indian River | 17,678,299,914 | 72,891,166 | 12,694,434 | 12,694,434 | 85,585,600 |
| 32 Jackson | 1,670,048,550 | 6,751,271 | 1,199,228 | 1,199,228 | 7,950,499 |
| 33 Jefferson | 630,569,141 | 2,639,310 | 452,799 | 452,799 | 3,092,109 |
| 34 Lafayette | 284,541,762 | 1,154,375 | 204,324 | 204,324 | 1,358,699 |
| 35 Lake | 21,113,566,012 | 87,764,871 | 15,161,229 | 15,161,229 | 102,926,100 |
| 36 Lee | 81,973,613,642 | 347,279,575 | 58,863,612 | 58,863,612 | 406,143,187 |
| 37 Leon | 16,953,001,597 | 70,258,664 | 12,173,611 | 12,173,611 | 82,432,275 |
| 38 Levy | 1,873,722,506 | 7,765,306 | 1,345,483 | 1,345,483 | 9,110,789 |
| 39 Liberty | 248,816,055 | 997,494 | 178,670 | 178,670 | 1,176,164 |
| 40 Madison | 738,377,832 | 3,033,847 | 530,214 | 530,214 | 3,564,061 |
| 41 Manatee | 35,849,173,561 | 149,947,055 | 25,742,575 | 25,742,575 | 175,689,630 |
| 42 Marion | 18,258,221,824 | 75,352,412 | 13,110,864 | 13,110,864 | 88,463,276 |
| 43 Martin | 22,442,764,243 | 92,320,555 | 16,115,700 | 16,115,700 | 108,436,255 |
| 44 Monroe | 27,428,922,458 | 42,341,479 | 19,696,161 | 19,696,161 | 62,037,640 |
| 45 Nassau | 8,476,613,984 | 35,203,039 | 6,086,887 | 6,086,887 | 41,289,926 |
| 46 Okaloosa | 17,538,866,021 | 73,073,931 | 12,594,309 | 12,594,309 | 85,668,240 |
| 47 Okeechobee | 1,883,689,939 | 7,880,756 | 1,352,640 | 1,352,640 | 9,233,396 |
| 48 Orange | 132,185,903,582 | 531,958,376 | 94,920,054 | 94,920,054 | 626,878,430 |
| 49 Osceola | 24,597,378,050 | 106,284,287 | 17,662,885 | 17,662,885 | 123,947,172 |
| 50 Palm Beach | 190,165,751,792 | 778,249,536 | 136,554,223 | 136,554,223 | 914,803,759 |
| 51 Pasco | 27,307,574,009 | 113,171,325 | 19,609,023 | 19,609,023 | 132,780,348 |
| 52 Pinellas | 80,533,507,010 | 328,963,269 | 57,829,501 | 57,829,501 | 386,792,770 |
| 53 Polk | 35,068,873,988 | 143,316,669 | 25,182,257 | 25,182,257 | 168,498,926 |
| 54 Putnam | 3,803,972,825 | 14,994,348 | 2,731,557 | 2,731,557 | 17,725,905 |
| 55 St. Johns | 25,826,921,360 | 106,489,562 | 18,545,796 | 18,545,796 | 125,035,358 |
| 56 St. Lucie | 21,313,882,731 | 88,515,702 | 15,305,073 | 15,305,073 | 103,820,775 |
| 57 Santa Rosa | 9,861,255,888 | 41,720,213 | 7,081,171 | 7,081,171 | 48,801,384 |
| 58 Sarasota | 58,860,022,628 | 223,818,768 | 42,266,205 | 42,266,205 | 266,084,973 |
| 59 Seminole | 33,586,360,019 | 139,031,409 | 24,117,693 | 24,117,693 | 163,149,102 |
| 60 Sumter | 11,891,014,524 | 39,782,578 | 8,538,700 | 8,538,700 | 48,321,278 |
| 61 Suwannee | 1,822,179,017 | 7,282,302 | 1,308,470 | 1,308,470 | 8,590,772 |
| 62 Taylor | 1,395,870,491 | 5,747,413 | 1,002,347 | 1,002,347 | 6,749,760 |
| 63 Union | 260,876,415 | 1,096,933 | 187,330 | 187,330 | 1,284,263 |
| 64 Volusia | 35,019,721,155 | 143,351,127 | 25,146,961 | 25,146,961 | 168,498,088 |
| 65 Wakulla | 1,290,892,456 | 5,356,068 | 926,964 | 926,964 | 6,283,032 |
| 66 Walton | 18,479,173,592 | 43,569,456 | 13,269,525 | 13,269,525 | 56,838,981 |
| 67 Washington | 916,273,297 | 3,883,533 | 657,958 | 657,958 | 4,541,491 |
| 68 Washington Special | 0 | 0 | 0 | 0 | 0 |
| 69 FAMU Lab School | 0 | 0 | 0 | 0 | 0 |
| 70 FAU - Palm Beach | 0 | 0 | 0 | 0 | 0 |
| 71 FAU - St. Lucie | 0 | 0 | 0 | 0 | 0 |
| 72 FSU Lab - Broward | 0 | 0 | 0 | 0 | 0 |
| 73 FSU Lab - Leon | 0 | 0 | 0 | 0 | 0 |
| 74 UF Lab | 0 | 0 | 0 | 0 | 0 |
| 75 Virtual School | 0 | 0 | 0 | 0 | 0 |
| State | 1,903,618,856,087 | 7,605,390,763 | 1,366,950,627 | 1,366,950,627 | 8,972,341,390 |