

Beecher CUSD 200U Referendum Open House

February 28, 2022

5:30 PM

Beecher High School Den

Thank you to Committee Members:

- Samantha Baumgartner-Parent/Community Member
- Nicole Black-Principal
- Jon Herron-Parent/Teacher/Community Member
- Kendra Hewitt-Substitute Teacher/Parent/PTO/Community Member
- Wendy Hoekstra-Parent/BEF Member/Community Member
- Steve Koehn-Parent/Community Member/BEF Member
- Tawny Lattz-Community Member/Grandparent
- Kelcy Loschiavo-Parent/Business Owner/Community Member
- Kevin Pavesic-Teacher/Union President

Goals

- Explain a PTELL district and Levy
- Explain why the Referendum is needed
- Discuss the Beecher 200U Levy History going back to 2016
- Explain how the Referendum would affect you
- Share what GREAT things already completed by the district over that time
- Share where adjustments in the budget have already been made
- Listen to Questions to address at our next Open House

What is a PTELL district and why does it matter?

- PTELL is “Property Tax Extension Limitation Law” in Illinois.
- Beecher 200U is a PTELL district.
- This law limits the increase in local revenue of districts via a formula revolving around CPI (Consumer Price Index).
- PTELL districts that need to increase revenue beyond the formula must vote on a referendum.
- This levy would affect the 2022 levy and tax year 2023.

Levy-Tax rate paid based on your
Estimated Assessed Value (EAV).

Limiting Rate-Money from the Levy that
goes directly back to the school.

Extension-Bond Rate used to pay off existing debt.
Beecher has one final year for this. This is off the books
FY23

Question 1:

If I vote yes, will I pay more in taxes next year?

-If you vote YES, your overall tax rate will be lower than any year since the 2011 Tax Levy (5.6194).

The current Tax Levy includes the limiting rate **and** a bond payment. This is the last year of the bond payment.

The actual tax rate in 2020 was 6.35 including the bond. The referendum limiting rate will ask for 5.75 with **NO** bond extension.

Levy History

The last Levy certified by Will county is 2020. By Law, we must compare referendum levy to that year's data. 2022 would not include an extension on the limiting rate

Year	Limiting Rate	Extension	Total Rate	Revenue (non-Ext)	Rate Percent Change
2016	5.73	1.25	6.98	8.36M	
2017	5.60	1.26	6.86	8.31M	-1.7%
2018	5.51	1.30	6.81	8.51M	-.8%
2019	5.18	1.29	6.47	8.51M	-5%
2020	5.07	1.29	6.35	8.74M	-1.8%
*2021	4.89	1.21	6.10	9.02M	-3.9%
**2022	5.75	0.00	5.75	9.92M	-5.7% (-9.4% 2020)

*Approved Levy by BOE Dec. 2021

**Proposed Levy based on 2020 data

Where did Beecher's taxes compare (Limiting Rate) to surrounding schools in 2020?

Bloom HS/w 194	8.04
Crete	6.33
BBCHS w/61	6.145
Lincoln Way w/ 114	5.5376
Lincoln Way w/ 157	5.248
Lincoln Way w/ 161	5.1865
BBCHS w/53	5.0845
Beecher 200U	5.0658
Lincoln Way w/ 122	4.9078
BBCHS w/258	4.8768
Manteno	4.77
Grant Park	4.627
Lincoln Way w/ 159	4.49
Momence	4.0248
Peotone	3.11

Where would Beecher's taxes compare to surrounding schools in 2020 including bonds?

Bloom HS/w 194	8.30
Crete	8.11
Manteno	6.59
Lincoln Way w/ 114	6.45
Lincoln Way w/ 161	6.37
BBCHS w/61	6.33
Lincoln Way w/ 122	6.21
Beecher 200U	5.75
Lincoln Way w/ 157	5.74
BBCHS w/258	5.60
BBCHS w/53	5.43
Lincoln Way w/ 159	5.08
Momence	4.97
Grant Park	4.63
Peotone	3.73

Question 2:

Why was money not an issue before and now we are facing a referendum?

-There is a couple reasons.

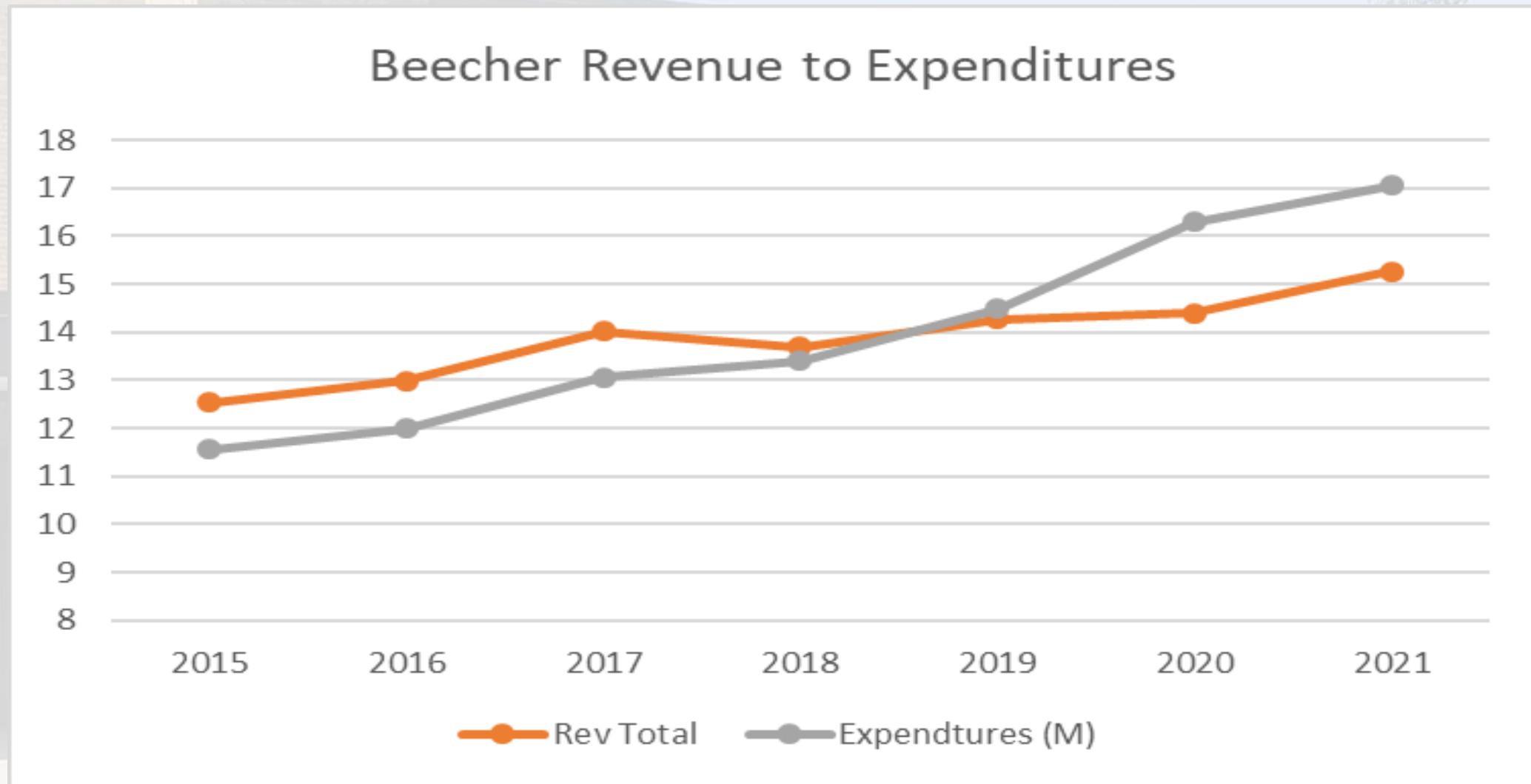
1. The board has decided to put money back into facilities and staff. They no longer want to let taxpayer money sit in the bank.

2. The levy was NOT raised in 2016 and again in 2018. Compound that with the fact CPI was 1.4% and inflation is at 7.4% just this year, there's no way the revenue will keep pace with expenditures.

Where have we come since 2015?

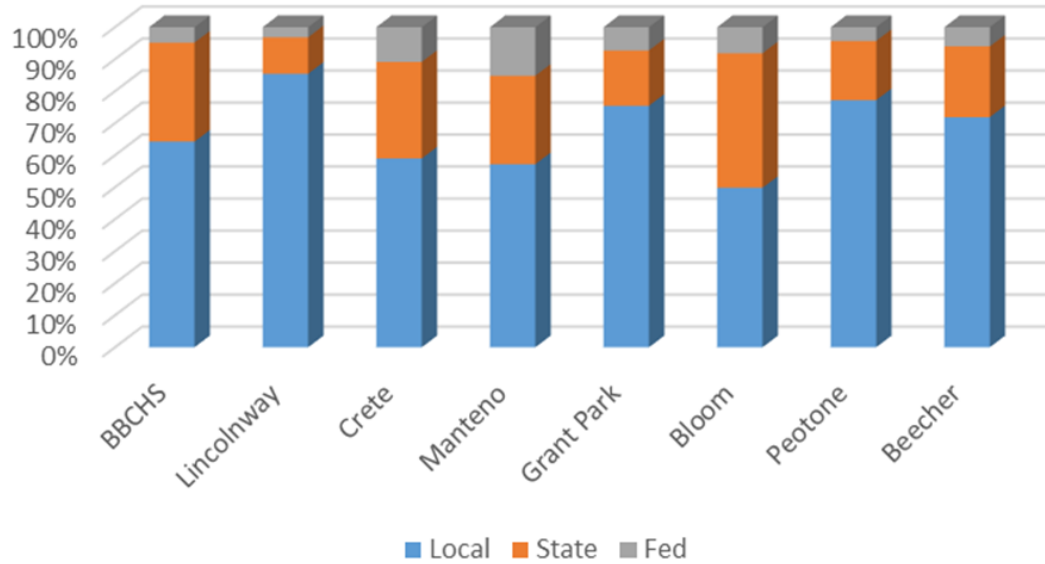


Where have we come since 2015?

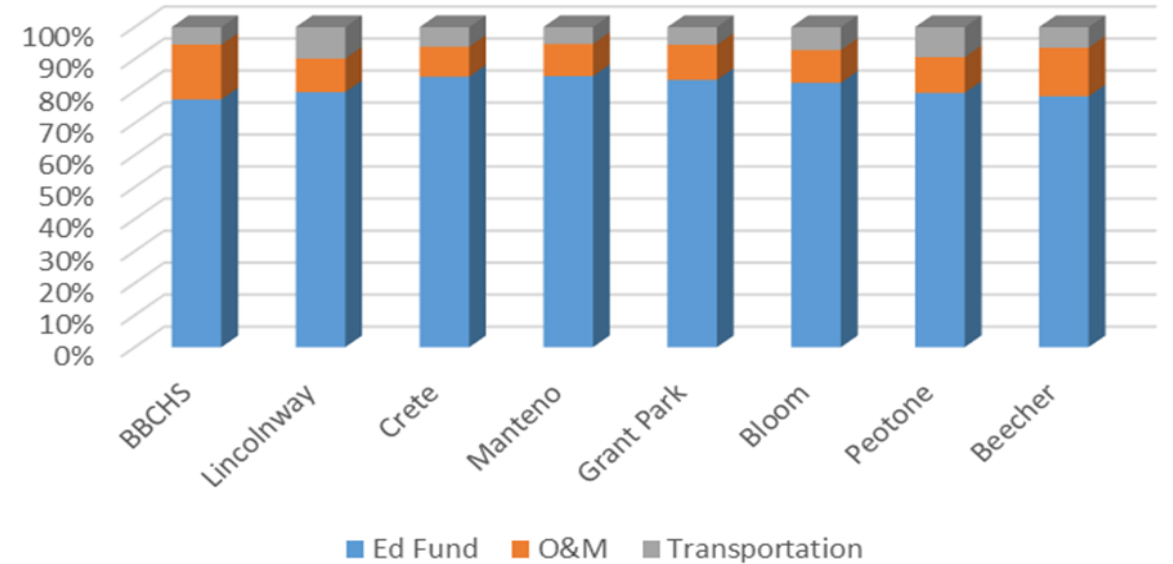


Where does Beecher Compare?

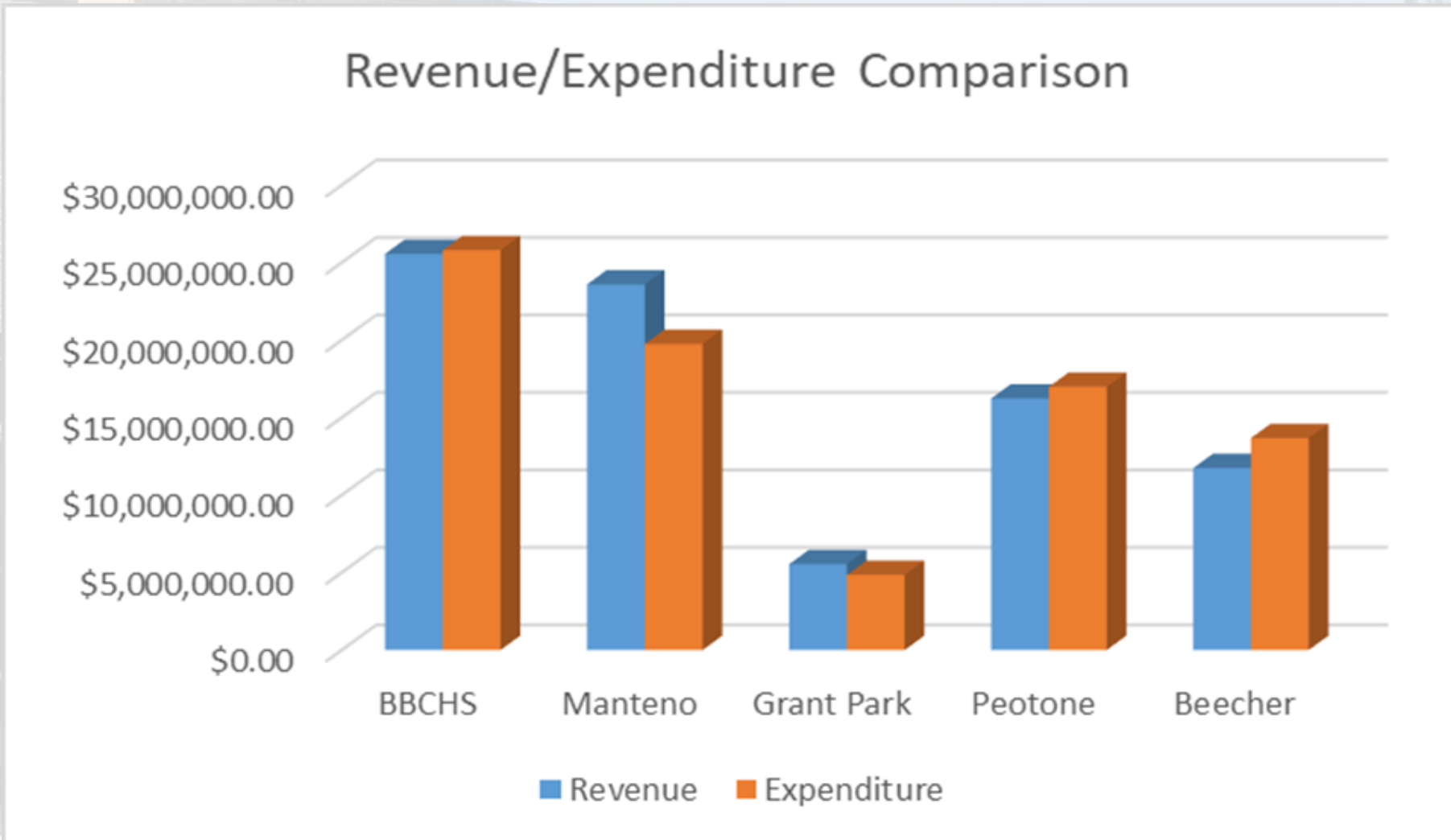
% of Funding



% of Expenditures



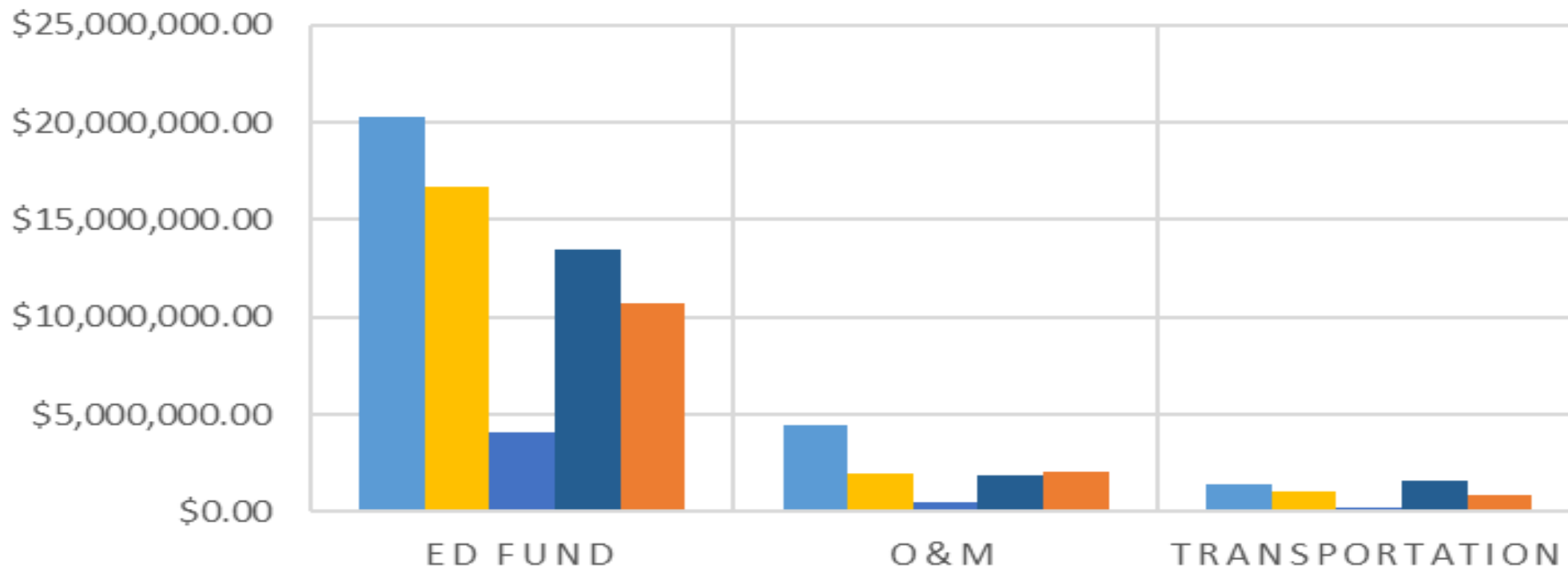
Where does Beecher Compare?



Where does Beecher Compare?

EXPENDITURE COMPARISON

■ BBCHS ■ Manteno ■ Grant Park ■ Peotone ■ Beecher



2020 Comparison Data to Limited Rate								
	Rate	EAV	Revenue	Rate Change	Revenue Diff	Cost per year per 100k	Cost per month per 100k	Cost per day per 100k
2020	5.0658	172M	8.740 M	---	----	\$1688.60	\$140.72	\$4.62
*2022	5.75	172M	9.921	+.6842	+1.181M	+\$228.07	+\$19.01	+\$\$.62

2020 Comparison Data to Extended Rate								
	Rate	EAV	Total Revenue	Rate Change	Revenue Diff	Cost per year per 100k	Cost per month per 100k	Cost per day per 100k
2020	6.3528	172M	10.96 M	---	----	\$2117.60	\$176.47	\$5.80
*2022	5.75	172M	9.921 M	-.6028	+1.181M	-\$200.93	-\$16.75	-\$\$.55

What does that mean for me in non-Superintendent talk?

If your house EAV was \$200k in 2020:

At 6.35 you paid \$4233.33 in taxes and **only** \$3,380 came to the school funds.

At 5.75 you would have paid \$3833.33 and **ALL** would go to the school funds.

Question 3:

What areas were cut back already?

O&M Purchase Services-New HVAC will not require the boilers at ES and HS to be fixed/repaired. (~200k)

Abatement Costs-This summer will be last phase and will not be part of budget after next year (~300k).

Transportation Purchases-We have put the busses on a rotational basis. (~90k).

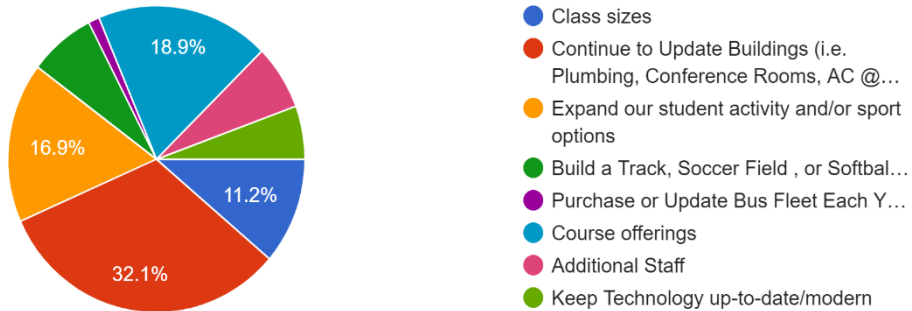
Technology Purchases-We have created a rotation basis now that all devices and rooms are updated (~80k).

ESSER expenses-We used ESSER III funds to cover current staffing needs and NOT hire new staff that we could not afford once that money is gone.

Survey Results

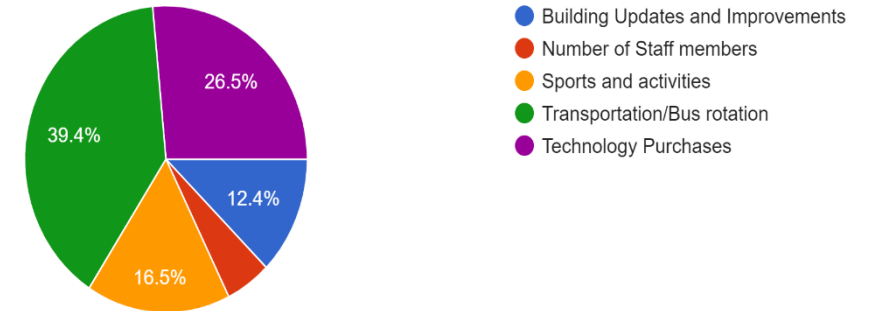
What is your first choice toward the needs still to be addressed within 200U?

249 responses



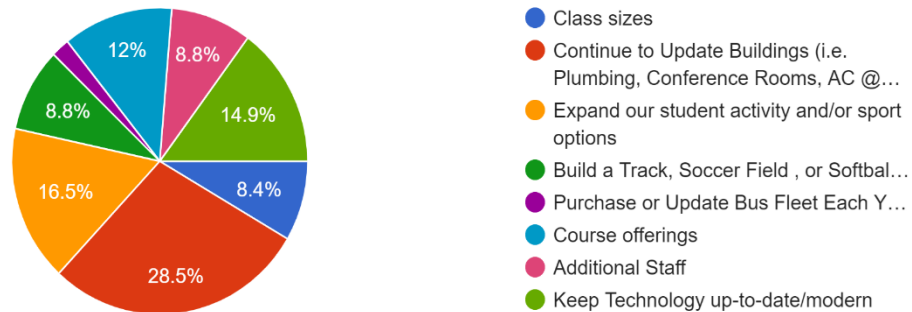
What expenses would you remove first from the district if funding was not available?

249 responses



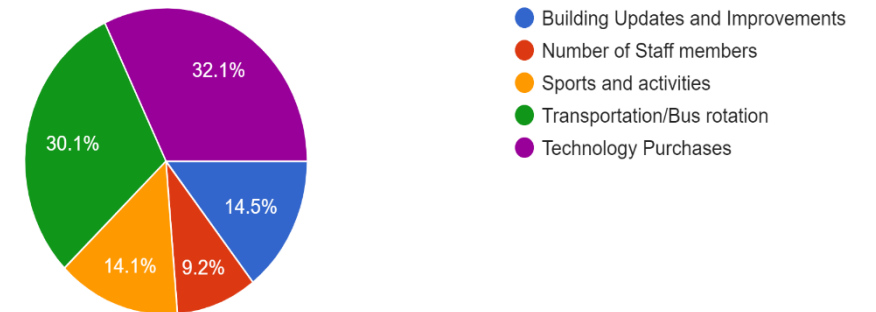
What is your second choice?

249 responses



What expense would you remove second from the district spending?

249 responses



Projects Approved 2018-2021

*1:1 Technology K-12-\$158k

*Refinished Gym Floors at HS -
\$26k

*Bleachers and floor at JH-\$135k

*Updated hardware and
connectivity infrastructure-\$577k

*HS North Entrance Sidewalks,
upgrades, and landscaping-\$82k

*Rekeyed locks at HS and ES-\$19k

*Lift-\$6k

*Mower at JH-\$3k

*ES Bathroom-\$124k

*HUDL-\$9k/year

*ES Playground-\$25k

*Weight Room Floor Padding-\$20k

*Windows-\$11k

*Bus Cameras-\$45k

*Window Project-\$791K

Projects Approved 2018-2021

*Asbestos removal at ES and HS-
\$884k+

*HVAC at HS and ES-\$5.8M

*Repaving at transportation
facility, HS and ES-\$228K

*Sealcoating all three buildings-
\$22k

*All non-rubber roofs replaced-
\$632k

*Den Doors-\$11k

*Accounting/Payroll Software-\$23K

*Bus fleet updated-\$602k

*Oven and warmers for ES cafeteria-\$8k

*All core subjects updated textbooks-
\$408K

*IXL-\$36k

*Activity Bus-\$6k

*Drivers' Ed Car-\$21k

*Chimney @ HS-\$29k

Projects Approved 2018-2021

\$10.6 Million spent on updating and upgrading
our building and infrastructure in the last 3.5
years.



Building Needs still to be Addressed

- *AC at JH
- *Re-pipe (from galvanized) ES and HS
- *Rubber Roofs
- *HS Staff Restroom
- *HS Conference Room
- *Track
- *Softball field
- *Continue/finish re-sodding soccer field
- *Address Tennis Courts
- *District Building

Staff added since 2018

- *ESL teacher
- *Special Education aides
- *Instructional Aides
- *Social Worker
- *Transportation Supervisor
- *PE position
- *Increased staff pay schedule to align with the upcoming \$15/hr minimum wage
- *6th grade math position
- *SPED teacher at JH and ES
- *Art/support position
- *1 Gen Ed. ES position
- *JH AD
- *JH Soccer
- *Bowling, Chess Club, HOSA, and Marching Band
- *½ time speech position
- *SRO position
- *School Nurse

These positions have added over \$869k per year to our salaries

Staffing/Activities Requested

*ELL Teacher @ HS/JH

*HS SPED Teacher

*JH Dean

*Nurse

*Wrestling Program

*JH Golf Program

*Tennis Program

Question 4:

What happens if the community does NOT approve the referendum?

- We would then ask for the Working Cash Referendum in November to help cover the shortage before...

- I will need to find places in the budget to cut. I would have to look first to the opportunities outside the 8-3 school day. After that, roles, positions, and opportunities within the school day.

Question 5:

What grants have been applied and used?

- Maintenance Grant 50k for Elementary School Bathroom
- ESSER III a little over 1.1M to cover current costs.
- Reallocated ESSER II funds to cover existing expenses for around 165k.
- Digital Equity Grant 73K for Chromebooks
- Free Lunch Program reimbursement of meals by state.
- Used Grants to run our own fiber optic cable from JH to HS. This would save us ~\$2k/month

Please Remember!

If I vote **YES**, your overall tax rate will be lower than any year since the 2011 Tax Levy (5.6194).

There is no more Bond payment!

Thanks to Everyone

Questions?

Please email them to:

referendum@beecher200u.org

I will monitor this email and hope to address them at the next Open House. That date is TBD.