





# Credits

*Graphics and Fonts by...*


























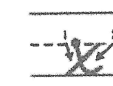
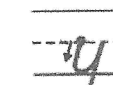

Visit my website for lots of  
**FREE** resources!

[LearningAtThePrimaryPond.com/free](http://LearningAtThePrimaryPond.com/free)



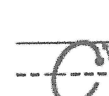

# Manuscript Letter Descriptions

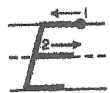
## Lower-case Letters

-  Middle start; around down, close up, down, and a monkey tail.
-  Top start; slant down, around, up, and a tummy.
-  Start below the middle; curve up, around, down, up, and stop.
-  Middle start; around down, touch, up high, down, and a monkey tail.
-  Start between the middle and bottom; curve up, around, touch, down, up, and stop.
-  Start below the top; curve up, around, and slant down. Cross.
-  Middle start; around down, close up, down under water, and a fishhook.
-  Top start; slant down, up over the hill, and a monkey tail.
-  Middle start; slant down and a monkey tail. Add a dot.
-  Middle start; slant down under water and a fishhook. Add a dot.
-  Top start; slant down, up into a little tummy, and a monkey tail.
-  Top start; slant down and a monkey tail.
-  Middle start; slant down, up over the hill, up over the hill again, and a monkey tail.
-  Middle start; slant down, up over the hill, and a monkey tail.
-  Middle start; around down and close up.

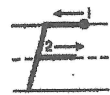
-  Middle start; slant down under water, up, around, and a tummy.
-  Middle start; around down, close up, down under water, and a backward fishhook.
-  Middle start; slant down, up, and a roof.
-  Start below the middle; curve up, around, down, and a snake tail.
-  Top start; slant down and a monkey tail. Cross.
-  Middle start; down, around, up, down, and a monkey tail.
-  Middle start; slant down right and slant up right.
-  Middle start; down, around, up, and down, around, up again.
-  Middle start; slant down right, and a monkey tail. Cross down left.
-  Middle start; down, around, up, down under water, and a fishhook.
-  Middle start; over right, slant down left, and over right.

## Capital Letters

-  Top start; slant down left. Same start; slant down right. Middle bar across.
-  Top start; slant down, up, around halfway, close, around again, and close.
-  Start below the top; curve up, around, down, up, and stop.
-  Top start; slant down, up, around, and close.



Top start; over left, slant down, and over right. Middle bar across.



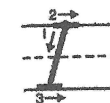
Top start; over left and slant down. Middle bar across.



Start below the top, curve up, around, down, up, and over left.



Top start; slant down. Another top start, to the right; slant down. Middle bar across.



Top start; slant down. Cross the top and the bottom line.



Top start; slant down and curve up left.



Top start; slant down. Another top start, to the right; slant down left, touch, slant down right, and a monkey tail.



Top start; slant down and over right.



Top start; slant down. Same start; slant down right halfway, slant up right, and slant down.



Top start; slant down. Same start; slant down right, and slant up.



Top start; around down and close up.



Top start; slant down, up, around halfway, and close.




Top start; around down and close up. Cross with a curve down right.



Top start; slant down, up, around halfway, close, slant down right, and a monkey tail.



Start below the top; curve up, around, down, and a snake tail.



Top start; slant down. Cross the line at the top.



Top start; slant down, around, up, down, and a monkey tail.



Top start; slant down right and slant up right.



Top start; slant down right, slant up right, slant down right, and slant up right again.



Top start; slant down right and a monkey tail. Cross down left.



Top start; slant down right halfway. Another top start, to the right; slant down left, and touch on the way.



Top start; over right, slant down left, and over right.

### Number Descriptions



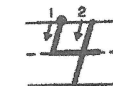
Top start; slant down.



Start below the top; curve up, around, and slant down left, and over right.




Start below the top; curve up, around halfway; around again, up, and stop.



Top start; down halfway; over right. Another top start, to the right; slant down and through.



Top start; over left; slant down halfway; curve around, down, up, and stop.



Top start; slant down, and curve around; up, and close.



Top start; over right; slant down left.



Start below the top; curve up, around, down; a snake tail; slant up right; through, and touch.



Top start; curve down, around, close; slant down.



Top start; slant down. Another top start to the right; curve down, around, and close.

\_\_\_\_\_  
-----  
Name \_\_\_\_\_

### Review

The children want to give their dog a bath. Use the words in the box. Write a name under each picture. Then write a list of things the children might use to bathe their pup.

water	Jeff	fork	Blackie	brush	hose
Annie	towel	hat	soap	tub	car



\_\_\_\_\_  
-----  
▶



\_\_\_\_\_  
-----  
▶



\_\_\_\_\_  
-----  
▶

### Things We Need to Wash Our Dog

\_\_\_\_\_  
-----  
▶  
\_\_\_\_\_  
-----  
▶  
\_\_\_\_\_  
-----  
▶  
\_\_\_\_\_  
-----  
▶

\_\_\_\_\_  
-----  
▶  
\_\_\_\_\_  
-----  
▶  
\_\_\_\_\_  
-----  
▶  
\_\_\_\_\_  
-----  
▶

\_\_\_\_\_  
-----  
Name \_\_\_\_\_

### Review

The children want to give their dog a bath. Use the words in the box. Write a name under each picture. Then write a list of things the children might use to bathe their pup.


water	Jeff	fork	Blackie	brush	hose
Annie	towel	hat	soap	tub	car



\_\_\_\_\_  
-----  
▶ \_\_\_\_\_



\_\_\_\_\_  
-----  
▶ \_\_\_\_\_



\_\_\_\_\_  
-----  
▶ \_\_\_\_\_

### Things We Need to Wash Our Dog

\_\_\_\_\_  
-----  
▶ \_\_\_\_\_  
\_\_\_\_\_  
-----  
▶ \_\_\_\_\_  
\_\_\_\_\_  
-----  
▶ \_\_\_\_\_  
\_\_\_\_\_

\_\_\_\_\_  
-----  
▶ \_\_\_\_\_  
\_\_\_\_\_  
-----  
▶ \_\_\_\_\_  
\_\_\_\_\_  
-----  
▶ \_\_\_\_\_  
\_\_\_\_\_

Name \_\_\_\_\_

### Evaluation

Write the words and sentences.

**Dog Washing Today – \$1.00**

\_\_\_\_\_

-----

▶ \_\_\_\_\_

\_\_\_\_\_

-----

▶ \_\_\_\_\_

\_\_\_\_\_

**Jeff will do the shampooing.**

\_\_\_\_\_

-----

▶ \_\_\_\_\_

\_\_\_\_\_

-----

▶ \_\_\_\_\_

\_\_\_\_\_

**Annie will dry each dog.**

\_\_\_\_\_

-----

▶ \_\_\_\_\_

\_\_\_\_\_

-----

▶ \_\_\_\_\_

\_\_\_\_\_



**Remember:** Letters come in three sizes—tall, small, and with descenders. Also, your letters should all slant the same way.



### ✓ Check Your Handwriting

Are your tall letters tall, your small letters small, and your letters with descenders touching the line below?

Do all your letters slant the same way?

Yes

No

Name \_\_\_\_\_

Date \_\_\_\_\_

1. \_\_\_\_\_

2. \_\_\_\_\_

3. \_\_\_\_\_

4. \_\_\_\_\_

5. \_\_\_\_\_

6. \_\_\_\_\_

7. \_\_\_\_\_

8. \_\_\_\_\_

9. \_\_\_\_\_

10. \_\_\_\_\_

11. \_\_\_\_\_

12. \_\_\_\_\_

13. \_\_\_\_\_

14. \_\_\_\_\_

15. \_\_\_\_\_

16. \_\_\_\_\_