

**NTI**  
**DAY TWO**

2nd Grade: Mrs. Sexton & Ms. Mayberry

## Lesson #2

### The Birthday Gifts Part 2

Cole stared at the calendar. In two weeks, he and Katie would be eight. He had thought long and hard about what to get Katie. Now, he was sure. He had watched her search all over the house for drawing paper. Katie got paper from anywhere she could. She even took it from the recycling bin. Cole's gift to Katie would be an artist's sketchbook. Mrs. Ritchie, the art teacher, had shown him one. He would need just a little more money. Cole decided to ask Grandma for help. He told Grandma his plan.

"Hmm, the sketchbook is a wonderful gift idea. Katie can really use that," said Grandma.

"Well, I don't think I have enough money. But you sell things on eBay. I was wondering if you could sell this LEGO Spiderman figure." Cole held out his hand and showed Grandma the Spiderman.



Grandma studied the figure. "You know, I have seen that online before. Are you sure you want to sell it?" she asked. Cole nodded.

"Okay, why don't you give it to me," said Grandma. "I'll give you some money to buy the sketchbook. I think Katie will love it!" She handed Cole some bills. Slowly, Cole handed over Spiderman.

Grandma smiled at Cole. "Now, how would you like one of my famous chocolate chip cookies?"

RL.2.1 1. Why does Cole think a sketchbook is the perfect gift for Katie?  
Place a ✓ next to all that apply.

- It doesn't cost a lot.  
 Katie is always searching for paper.  
 Katie loves to draw.

RL.2.1 2. How does Cole want Grandma to help him?

- A) He wants to borrow money.  
B) He wants her to sell his LEGO Spiderman figure online.  
C) He wants her to take him shopping.

RL.2.3 3. What words describe Cole?

caring thoughtful loving selfish

RL.2.5 4. At the end of the passage, what does Grandma know that Cole does not know?

- A) Katie sold her markers to buy Cole a gift.  
B) Katie bought Cole a LEGO Spiderman car kit.  
C) both A and B

CCRA.R.1 5. Why does Cole slowly hand over the Spiderman figure?

- A) He doesn't want to drop it.  
B) It is very heavy.  
C) He is sad about giving it up.

L.2.4 6. Draw a line to match each word with its clue.

stared	gave
bills	well-known
handed	looked for a long time
famous	dollars




## Lesson #2

1. There are 3 cows and 4 sheep on a farm. How many animals are there altogether? Did you add or subtract to solve this problem?


2.  $12 - 6 = ?$

3. Write the time shown on the clock.



4.  $3 + 8 = ?$

5. **The symbol ( $>$ ) means "greater than."**  
**The symbol ( $<$ ) means "less than."** Think of the wide part of the sign as an alligator's mouth eating the bigger number.

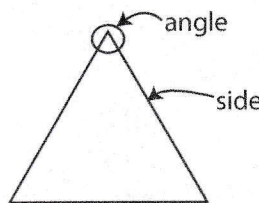


Fill in the sign to make this sentence true.  $13 \bigcirc 21$  ( $<$  or  $>$ )

6. What number will come next? 10, 20, 30, \_\_\_\_\_


7.  $9 - 2 = ?$

8. This shape has 3 sides and 3 angles.  
Name this shape.




9. I have 6 tens and 2 ones. Which number am I? 32    26    62

10. Draw the rectangle in your box. Color one half of it.



11.  $4 + 4 = ?$

12. How much is this?



13. What number comes between 43 and 45? 43 \_\_\_\_\_ 45

14. What number comes after 33? 33, \_\_\_\_\_

15. **This symbol stands for cents: ¢.** Write the symbol in your answer box.

## Lesson #2

1. A *date* tells the month, the number of the day, and the year. Always put a comma ( , ) between the day and the year.

Example: November 21, 2015

Put a comma between the day and year.

March 14 2013

June 14 2017

2. A *contraction* is a short way of writing two words. We use this mark ( ' ) to take the place of the missing letters.

Examples: will not → won't      is not → isn't  
does not → doesn't      cannot → can't

Circle the contraction for the underlined word.

She cannot go to the movies.      can't      won't      isn't

3. *Adjectives* describe nouns by telling the color, size, shape, or how many of something.

Examples: small dog      round ball  
four pencils      large truck

Choose the best adjective.

Snowflakes feel \_\_\_\_\_.      cold      warm

A dog looks \_\_\_\_\_.      furry      oily

4. Circle the meaning of the underlined word.

Chef Pierre said to precook the chicken and then fry it.

cook before      burn      grill

5. Study the first word. Circle a second word to make a compound word. Write the word.

sun      shine      rain      \_\_\_\_\_

6. Underline the predicate. Circle the verb in the predicate.

Grandma baked an apple pie.



7. Write the plural form of the noun.

one loaf - two \_\_\_\_\_

one knife - three \_\_\_\_\_

one half - four \_\_\_\_\_

8. Write the correct verb on the line.

took      taked

Mateo \_\_\_\_\_ a basket of peppers to his aunt.





## Lesson #2

1. Read each sentence. Circle each **Tt**. Then write a capital and lower case **Tt** on the line below 3 times.

Tom and Tina took the train.


Tom and Tina are twins.

The twins each had two toys.




T t


2. Say the name of each picture. If it begins with the sound of **t**, print it on the line. Then trace the whole word.



ire



ey



ie

3. Read each sentence. Color over each word that begins with the sound of **b**.

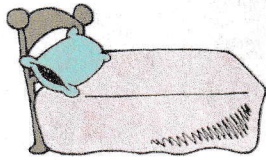
Bob bounces the blue ball.

Bill bounces the brown ball.

Both boys bounce the balls high.




4. If the picture begins with the sound of the letter in the box, print it on the **first** line. If it ends with that sound, print it on the **second** line. Two have been done for you.




b

Handwriting practice lines for the letter 'b'. The first line shows a lowercase 'b' on a set of three lines (top, middle-dashed, bottom). The second line is empty for practice.



t

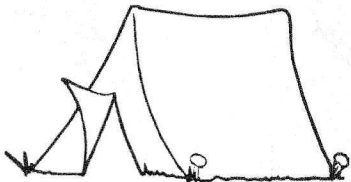
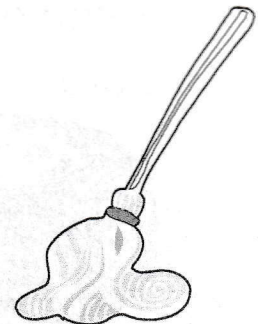

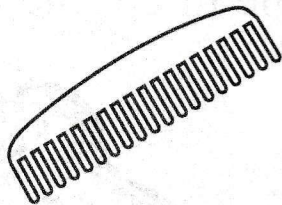

Handwriting practice lines for the letter 't'. The first line shows a lowercase 't' on a set of three lines (top, middle-dashed, bottom). The second line is empty for practice.




r

Two sets of empty handwriting practice lines (top, middle-dashed, bottom) for the letter 'r'.


5. Color each picture that ends with the sound of t.



6. Look at each picture. Write the upper and lower case letters that stand for its beginning sound on the line.



Handwriting practice lines for the word 'watch'. A solid top line, a dashed middle line, and a solid bottom line are provided for writing the letters.



Handwriting practice lines for the word 'drum'. A solid top line, a dashed middle line, and a solid bottom line are provided for writing the letters.



## Lesson #2

### Following Rules

Belonging to a group can be fun. A group is a number of people, and it is a good idea for a group to have rules. **Rules** tell what you should do or should not do. Rules keep people safe and help them to get along together.

A family has rules. A school has rules.

Here is an example: "Listen when someone is talking."



1. What is the main idea?

A) Groups can have fun.

B) Listen when someone is talking.

C) Rules keep people safe and help them get along.

2. Put a ✓ next to the sentences that are true.

\_\_\_ Rules are just for little kids.

\_\_\_ Rules tell what you should do or should not do.

\_\_\_ Rules are only for school.

\_\_\_ Rules keep people safe.

3. Which is an example of a **group**?

library

job

Boy Scouts

teacher

4. Write the letter of each word next to its clue.

A) job \_\_\_\_\_ shows days of the week

B) calendar \_\_\_\_\_ work someone does for pay

C) group \_\_\_\_\_ a number of people

5. The story of life in the past is \_\_\_\_\_.

consequences      rules      make-believe      history

6. Write **C** for *cause* or **E** for *effect* next to the correct sentences.

\_\_\_\_\_ Taylor forgot her lunch.

\_\_\_\_\_ Taylor's mom had to bring Taylor's lunch to school.

7. Write the name of your school.

---

8. What is the best thing to say if you bump into someone by mistake?

A) "Why did you do that?"      C) "Excuse me."

B) "You should move."      D) "Ouch, that hurt!"



# NTI Day 2

## Physical Education (PE) Bingo

**B I N G O**

5 squat jumps	10 side to side jumps	5 plank jacks	5 burpees	10 high kicks
5 calf raises	5 side lunges	10 forward jumps	10 second imaginary rope	5 sumo squats
5 lunges	10 scissor kicks	<b>Free!</b>	10 mountain climbers	5 push ups
10 star crunches	30 jog on the spot	10 crunches	10 torso twists	10 hammer fists
10 arm raises	5 knee ups	5 arm circles	10 toe touches	5 Russian twists