

Prepared For	CALHOUN CTY SCHOOLS
Account Number	
Statement Closing Date	03/24/19
Days in Billing Cycle	31
Next Statement Date	04/23/19

Credit Line	\$13,500
Available Credit	\$2,479

Payment Information

New Balance	\$11,020.21
Current Payment Due (Minimum Payment)	\$220.00
Current Payment Due Date	04/18/19

Account Summary

Previous Balance		\$6,721.06
Credits	-	\$0.00
Payments	-	\$6,721.06
Purchases & Other Charges	+	\$11,020.21
Cash Advances	+	\$0.00
Finance Charges	+	\$0.00
New Balance	=	\$11,020.21

Rate Information

Your rate may vary according to the terms of your agreement.

TYPE OF BALANCE	ANNUAL INTEREST RATE	DAILY FINANCE CHARGE RATE	AVERAGE DAILY BALANCE	PERIODIC FINANCE CHARGES	TRANSACTION FINANCE CHARGES	TOTAL FINANCE CHARGES
PURCHASES	18.490%	.05065%	\$0.00	\$0.00	\$0.00	\$0.00
CASH ADVANCES	26.240%	.07189%	\$0.00	\$0.00	\$0.00	\$0.00
TOTAL				\$0.00	\$0.00	\$0.00

Important Information

TOTAL *FINANCE CHARGE* BILLED IN 2018 \$249.46
 TOTAL *FINANCE CHARGE* PAID IN 2018 \$249.46

See reverse side for important information.

1 of 4

DETACH HERE

Detach and mail with check payable to "Wells Fargo" to arrive by Current Payment Due Date.

Make checks payable to: Wells Fargo

Account Number	
New Balance	\$11,020.21
Total Amount Due (Minimum Payment)	\$220.00
Current Payment Due Date	04/18/19

Print address or phone changes:

Work ()

Amount Enclosed:





 PAYMENT REMITTANCE CENTER YTG
 PO BOX 77033 8
 MINNEAPOLIS MN 55480-7733

CALHOUN CTY SCHOOLS

PO BOX 215
 ST MATTHEWS SC 29135-0215

26559

MSP 181





Transaction Details

Trans	Post	Reference Number	Description	Credits	Charges
02/22	02/22		FS COM INC 253-277-3058 WA		1,496.00
02/25	02/25		MARRIOTT HILTON HEAD HILTON HEAD I SC		1,033.94
02/25	02/25		MARRIOTT HILTON HEAD HILTON HEAD I SC		667.38
02/25	02/25		MARRIOTT HILTON HEAD HILTON HEAD I SC		629.22
02/25	02/25		MARRIOTT HILTON HEAD HILTON HEAD I SC		1,016.26
02/25	02/25		MARRIOTT HILTON HEAD HILTON HEAD I SC		866.83
02/25	02/25		MARRIOTT HILTON HEAD HILTON HEAD I SC		866.83
03/06	03/06		PIGGLY WIGGLY #165 ST MATTHEWS SC		101.78
03/06	03/06		ZIP NOTES LLC ZIPNOTESLLC.M CA		68.09
03/08	03/08		PIGGLY WIGGLY #165 ST MATTHEWS SC		78.86
03/12	03/12		SOUTHCAROLINAFOUNDA FLIPCAUSE.COM CA		315.00
03/17	03/17		PAYMENT THANK YOU	6,721.06	
03/18	03/18		COURTYARD JACKSONVILLE JACKSONVILLE FL		2,915.40
03/20	03/20		MARRIOTT PHILAD DTOWN 866-435-7627 PA		287.60
03/20	03/20		ICLE *EVENTS 518-723-2055 NY		670.00
03/21	03/21		PIGGLY WIGGLY #165 ST MATTHEWS SC		7.02

Wells Fargo News

What can alerts do for your business?*

Receive timely updates on your business credit card account via email or text. Alerts allow you to control and receive only the messages that are important to you. Sign up for alerts during your Wells Fargo Business Online® session by going to your Business Card account screen and selecting the Manage Alerts menu option.

Not enrolled in Online banking? Enroll today at wellsfargo.com/biz/online-banking

*Availability may be affected by your mobile carrier's coverage area. Your mobile carrier's message and data rates may apply.



Invoice/Statement

INVOICE NUMBER: [REDACTED]
 ACCOUNT NAME: Calhoun County Public Schools (2)

PAGE 1 OF 1

ACCOUNT NUMBER	DAYS THIS PERIOD	BILL CLOSING DATE	BILLING DATE	PAYMENT DUE DATE	PAYMENT DUE
[REDACTED]	31	MAR-31-2019	APR-01-2019	APR-22-2019	1,974.56

TRANSACTION DATE	TRANSACTION DESCRIPTION	CHARGES	PAYMENTS/ CREDITS
MAR-18-2019	Payment - Thank You		1,411.20
MAR-31-2019	Fuel Purchases	2,098.47	
MAR-29-2019	Other Adjustments this Period	44.00	
MAR-31-2019	Tax Exempt Credit		167.91
<div style="border: 1px solid black; padding: 5px; width: fit-content; margin: 0 auto;"> REMINDER PLEASE BE SURE TO INCLUDE REMITTANCE STUB WITH PAYMENT. MAIL TO THE ADDRESS SHOWN IN THE RIGHT PORTION OF THE REMITTANCE STUB. </div>			

PURCHASES, RETURNS AND PAYMENTS MADE JUST PRIOR TO BILLING DATE MAY NOT APPEAR UNTIL THE NEXT INVOICE/STATEMENT.

PREVIOUS BALANCE	(-)PAYMENTS	(+)ACTIVITY THIS PERIOD	(-)SAVINGS THIS PERIOD	(=)NEW BALANCE
1,411.20	-1,411.20	2,142.47	-167.91	1,974.56

CALL CUSTOMER SERVICE TO PAY BY PHONE
 FEDERAL TAX ID: 841425616

SEE REVERSE SIDE FOR IMPORTANT INFORMATION AND TERMS.
 TO ENSURE PROPER CREDIT, TEAR AT PERFORATION AND INCLUDE BOTTOM PORTION WITH YOUR PAYMENT.

ACCOUNT NAME	Calhoun Public Schls
ACCOUNT NUMBER	[REDACTED]
INVOICE NUMBER	[REDACTED]
BILL CLOSING DATE	MAR-31-2019
AMOUNT DUE	1,974.56
AMOUNT ENCLOSED	
PAYMENT DUE DATE	APR-22-2019

PAYMENTS RECEIVED AFTER THIS DATE SUBJECT TO FINANCE CHARGE.



ExxonMobil Fleet National

FAX CHANGE OF ADDRESS REQUEST TO 1-800-395-0809.
 Make Check Payable to: WEX BANK
 Use enclosed envelope or send to:



WEX BANK
 P.O. BOX 6293
 CAROL STREAM IL 60197-6293



Balance Subject to Finance Charges:

Finance charges will be calculated by determining the total balance due on the date your account becomes delinquent, as follows: adding the total amount due on your Account on the payment due date together with any purchases posted to your Account from the end of the last billing cycle through the date the past due payment is applied or the close of the next business cycle, whichever happens first, and subtracting from that amount of any payments and/or credits entered during that period. The total balance due will then be multiplied by the applicable periodic rate to determine your finance charge. If your payment is not received and posted by the invoice payment due date, you may be charged a finance charge or other fees in accordance with the terms in your Business Charge Card Account Agreement.

How to Dispute Your Invoice

Charges must be disputed in writing no later than sixty (60) days from the billing date or they will be considered final and binding.

Card Issuer

The card is issued and payable to WEX Bank under a Business Charge Account Agreement with the cardholder named on the reverse.

Customer Service

For account inquiries and correspondence regarding account service or billing:

- **Call 1-800-950-6157, or**
- **Fax to 1-800-395-0809, or**
- **Mail to P.O. Box 639, Portland, ME 04104**

Be sure to include your account number on all correspondence.

Payment Options**Mail**

Be sure to include bottom portion of invoice with your payment. Write your account number or invoice number on the check to help avoid delays in payment processing if the check and remit stub become separated.

Allow 10 business days prior to the due date for mailing to help avoid late fees.

Online

Authorized users can elect to receive an email notification when an invoice is ready for online viewing and payment. Log in or register to set up an online account at www.exxonmobiluniversalonline.com.


Online payments scheduled by 3:00 PM ET (on business days) are credited to your account on the same day. There is no fee for online payments.

Phone

Call Customer Service and select the menu option for Billing Inquiries. In addition to scheduling a payment, you can also check your balance.

Payments scheduled by 3:00 PM ET (on business days) are credited to your account on the same day.

Be prepared with your fleet card account number and a sample check to enter your bank account number and routing number. There is no fee for phone payments.



STATEMENT PERIOD: MAR-01-2019 TO MAR-31-2019
 ACCOUNT NO: [REDACTED]

DELIVER TO:
 Calhoun County Public Schools (2)
 PO Box 215
 St Matthews, SC 29135

Fleet Products Summary Report

ACCOUNT NUMBER	FLEET NAME
[REDACTED]	Calhoun County Public Schools (2)

CARD NUMBER	CARD TOTALS	FUEL		SERVICE		NON-FUEL AMOUNT	GROSS AMOUNT	EXEMPTED TAXES	NET AMOUNT
		UNITS	AMOUNT	UNITS	AMOUNT				
CARD 0001 06 CHEVY ACT BUS #7	SUBTOTAL YTD - Calendar	54.84 54.84	137.83 137.83				137.83 137.83	-10.04 -10.04	127.79 127.79
CARD 0002 01 FORD TAURUS SW	SUBTOTAL YTD - Calendar	47.94 75.23	124.19 184.52				124.19 184.52	-8.77 -13.77	115.42 170.75
CARD 0003 LAWN MOWERS	SUBTOTAL YTD - Calendar	7.52 19.01	17.74 43.42				17.74 43.42	-1.38 -3.48	16.36 39.94
CARD 0006 ACT BUS 811CG1276	SUBTOTAL YTD - Calendar	161.46 293.20	450.31 813.05				450.31 813.05	-39.23 -71.24	411.08 741.81
CARD 0007 06 CHEVY ACT BUS #8	SUBTOTAL YTD - Calendar	124.00 258.14	303.40 588.36				303.40 588.36	-22.69 -47.24	280.71 541.12
CARD 0008 TRACTOR	SUBTOTAL YTD - Calendar	17.98 24.86	45.13 64.79				45.13 64.79	-1.73 -3.40	43.40 61.39
CARD 0010 04 FORD MAINT 1	SUBTOTAL YTD - Calendar	25.88 57.16	56.40 120.80				56.40 120.80	-4.74 -10.46	51.66 110.34
CARD 0012 06 CHEVY P/U	SUBTOTAL YTD - Calendar	27.00 78.37	59.36 168.71				59.36 168.71	-4.94 -14.35	54.42 154.36
CARD 0013 ACT BUS 801CG48838	SUBTOTAL YTD - Calendar	60.27 120.80	168.70 338.12				168.70 338.12	-14.65 -29.36	154.05 308.76
CARD 0014 95 CHEVY IMPALA	SUBTOTAL YTD - Calendar	50.23 160.50	120.53 356.40				120.53 356.40	-9.19 -29.36	111.34 327.04
CARD 0016 15 VAN	SUBTOTAL YTD - Calendar	24.80 135.78	59.00 288.51				59.00 288.51	-4.54 -24.85	54.46 263.66
CARD 0017 2016 CHEVY IMPALA	SUBTOTAL YTD - Calendar	73.62 225.90	162.75 489.35				162.75 489.35	-13.48 -41.34	149.27 448.01



STATEMENT PERIOD:
ACCOUNT NO:

MAR-01-2019 TO MAR-31-2019

Fleet Products Summary Report

ACCOUNT NUMBER	FLEET NAME
	Calhoun County Public Schools (2)

CARD NUMBER	CARD TOTALS	FUEL		SERVICE		NON-FUEL AMOUNT	GROSS AMOUNT	EXEMPTED TAXES	NET AMOUNT
		UNITS	AMOUNT	UNITS	AMOUNT				
CARD 0018 2017 ACTIVITY BUS	SUBTOTAL	67.28	186.96				186.96	-16.35	170.61
	YTD - Calendar	167.63	466.34				466.34	-40.74	425.60
CARD 0019	SUBTOTAL	79.34	184.00				184.00	-14.52	169.48
	YTD - Calendar	223.76	480.00				480.00	-40.96	439.04
CARD 0020	SUBTOTAL	2.30	6.21				6.21	-0.42	5.79
	YTD - Calendar	8.19	18.81				18.81	-1.50	17.31
CARD 0022	SUBTOTAL	6.77	15.96				15.96	-1.24	14.72
	YTD - Calendar	7.97	18.52				18.52	-1.46	17.06
ACCOUNT TOTALS	PERIOD	831.23	2098.47				2098.47	-187.91	1930.56
	YTD TOTAL - Calendar	1911.34	4577.53				4577.53	-383.55	4193.98



STATEMENT PERIOD: MAR-01-2019 TO MAR-31-2019
ACCOUNT NO: [REDACTED]

DELIVER TO:
Calhoun County Public Schools (2)
PO Box 215
St Matthews, SC 29135

Fleet Products Report

ACCOUNT NUMBER	[REDACTED]
FLEET NAME	Calhoun County Public Schools (2)

TRANS DATE	TRANS TIME	SITE ADDRESS	TICKET NUMBER	TRANS CODE	PROD	UNITS	FUEL	SERVICE	NON-FUEL	GROSS AMOUNT	EXEMPTED TAXES	REBATE CODE	NET AMOUNT	DRIVER/PROMPT	ODO PROMPT	COST/UNIT	EXC CODES	
03-12	14:00	CHEVY ACT BUS #7	00104745	OP,EN	UNL	31.90	72.71			72.71	-5.84		66.87	PREV ODOM	39939	2.279	FC,TU	
03-20	14:00	730 Bridge St Matthe SC	00115697	OP,EN	UN+	22.94	65.12			65.12	-4.20		60.92	Z Fredrick	40158	2.839	FC,PR,TU	
		Retail Period Units, Dollars, Miles, Avg PPG				54.84	137.83			137.83	-10.04		127.79		*****	2.513		
		YTD - Calendar Units, Dollars, Miles, Avg PPG				54.94	137.83			137.83	-10.04		127.79		*****	2.513		
03-04	14:05	FORD TAURUS SW	00095376	OP,EN	UN+	22.84	53.62			53.62	-4.14		49.48	PREV ODOM	197612	2.368	FC,PR,TU	
03-18	13:57	730 Bridge St Matthe SC	00112815	OP,EN	SUP	25.30	70.57			70.57	-4.63		65.94	Z Fredrick	197884	2.788	FC,PR,TU	
		Retail Period Units, Dollars, Miles, Avg PPG				47.94	124.19			124.19	-8.77		115.42		841	2.591		
		YTD - Calendar Units, Dollars, Miles, Avg PPG				75.23	184.52			184.52	-13.77		170.75		1314	2.453		
		Period Avg MPG, Avg Cost/Mile, Miles				17.54	0.15											
		Does not include EV Txns																
03-18	16:03	LAWN MOWERS	0679920	OP,EN	UNL	7.52	17.74			17.74	-1.38		16.36	PREV ODOM	4	2.358		
		Retail Period Units, Dollars, Miles, Avg PPG				7.52	17.74			17.74	-1.38		16.36	T FREDRICK	4	2.359		
		YTD - Calendar Units, Dollars, Miles, Avg PPG				19.01	43.42			43.42	-3.48		39.94		*****	2.284		
03-15	11:17	BUS 811CG1276	0677187	IP,EN	DSL	80.66	225.77			225.77	-19.60		206.17	PREV ODOM	82612	2.798	FC,TU	
03-23	06:50	923 Bridge St Matthe SC	00119306	OP,EN	DSL	80.80	224.54			224.54	-19.63		204.91	Z Fredrick	83192	2.779	BU,FC,ST	
		Retail Period Units, Dollars, Miles, Avg PPG				80.80	224.54			224.54	-19.63		204.91	Z Fredrick	83776	2.779	TU	

TRANSACTION CODES:
OP = Outdoor Payment Terminal
EN = Enhanced Merchant Network
IP = Indoor Payment Terminal

EXCEPTION CODES:
FD = Fuel Trans/Day
SD = Service Trans/Day
FC = Fuel Cost/Trans
SC = Service Cost/Trans

CD = Total Cost/Day
TU = Fuel Units/Trans
BU = Fuel Units/Billing Cycle
DU = Total Fuel Units/Day

DY = Days not Allowed
ST = Purchase Start Time
ET = Purchase End Time
MT = Manual Trans

FT = Allowed Fuel Types
PR = Allowed Products
SP = Allowed State/Province
CU = Max PPU



STATEMENT PERIOD: MAR-01-2019 TO MAR-31-2019

ACCOUNT NO: [REDACTED]

Fleet Products Report

ACCOUNT NUMBER	FLEET NAME
[REDACTED]	Calhoun County Public Schools (2)

TRANS DATE	TRANS TIME	SITE ADDRESS	TICKET NUMBER	TRANS CODE	PROD	UNITS	FUEL	SERVICE	NON-FUEL	GROSS AMOUNT	EXEMPTED TAXES	REBATE CODE	NET AMOUNT	DRIVER/PROMPT	ODO PROMPT	COST/UNIT	EXC CODES
CARD	0006	ACT BUS 811CG1276 cont.															
		Retail Period Units, Dollars, Avg PPG				161.46	450.31			450.31	-39.23		411.08		1164	2.789	
		YTD - Calendar Units, Dollars, Avg PPG				293.20	813.05			813.05	-71.24		741.81		2176	2.773	
		Period Avg MPG, Avg Cost/Mile, Miles Does not include EV Txns				7.21	0.39										
CARD	0007	CHEVY ACT BUS #8															
	03-04	14:37 730 Bridge St Matthe SC	00095431	OP,EN	UN +	33.34	78.98			78.98	-6.10		72.88	PREV ODOM	44057	2.368	FC,PR,TU
	03-15	13:20 923 Bridge St Matthe SC	0677290	IP,EN	UN +	30.67	77.56			77.56	-5.61		71.95	Z Fredrick	44299	2.528	FC,PR,TU
	03-21	16:22 730 Bridge St Matthe SC	00117251	OP,EN	UNL	15.02	35.14			35.14	-2.75		32.39	Z Fredrick	44522	2.339	FC
	03-22	14:30 923 Bridge St Matthe SC	0683381	IP,EN	UN +	24.49	63.41			63.41	-4.48		59.93	Z Fredrick	44832	2.589	FC,PR,TU
	03-23	06:59 923 Bridge St Matthe SC	0683947	IP,EN	UNL	20.48	48.31			48.31	-3.75		44.56	Z Fredrick	44918	2.358	FC,ST,TU
		Retail Period Units, Dollars, Avg PPG				124.00	303.40			303.40	-22.69		280.71		861	2.447	
		YTD - Calendar Units, Dollars, Avg PPG				258.14	588.36			588.36	-47.24		541.12		*****	2.279	
		Period Avg MPG, Avg Cost/Mile, Miles Does not include EV Txns				6.94	0.35										
CARD	0008	TRACTOR															
	03-12	04:49 923 Bridge St Matthe SC	0674064	OP,EN	UNL	9.44	22.26			22.26	-1.73		20.53	PREV ODOM	4	2.359	ST
	03-26	10:13 923 Bridge St Matthe SC	0686317	IP,EN	DSL	8.54	22.87			22.87			22.87	T FREDRICK	3824	2.676	
		Retail Period Units, Dollars, Avg PPG				17.98	45.13			45.13	-1.73		43.40		*****	2.510	
		YTD - Calendar Units, Dollars, Avg PPG				24.86	64.79			64.79	-3.40		61.39		*****	2.606	

TRANSACTION CODES:
 OP = Outdoor Payment Terminal
 EN = Enhanced Merchant Network
 IP = Indoor Payment Terminal

EXCEPTION CODES:
 FD = Fuel Trans/Day
 SD = Services Trans/Day
 FC = Fuel Cost /Trans
 SC = Services Cost/Trans

CD = Total Cost/Day
 TU = Fuel Units/Trans
 BU = Fuel Units/Billing Cycle
 DU = Total Fuel Units/Day

DY = Days not Allowed
 ST = Purchase Start Time
 ET = Purchase End Time
 MT = Manual Trans

FT = Allowed Fuel Types
 PR = Allowed Products
 SP = Allowed State/Province
 CU = Max PPU



STATEMENT PERIOD:
ACCOUNT NO:

MAR-01-2019 TO MAR-31-2019

Fleet Products Report

ACCOUNT NUMBER	FLEET NAME
	Calhoun County Public Schools (2)

TRANS DATE	TRANS TIME	SITE ADDRESS	TICKET NUMBER	TRANS CODE	PROD	UNITS	FUEL	SERVICE	NON-FUEL	GROSS AMOUNT	EXEMPTED TAXES	REBATE CODE	NET AMOUNT	DRIVER/PROMPT	ODO PROMPT	COST/UNIT	EXC CODES
03-08	08:12	FORD MAINT 1 730 Bridge St Matthe SC	00099850	OP,EN	UNL	25.88	56.40			56.40	-4.74		51.66	PREV ODOM T FREDRICK	70196 70491	2.178	FC,TU
		Retail Period Units, Dollars, Avg PPG YTD - Calendar Units, Dollars, Avg PPG				25.88 57.16	56.40 120.80			56.40 120.80	-4.74 -10.46		51.66 110.34		295 640	2.179 2.113	
		Period Avg MPG, Avg Cost/Mile, Miles Does not include EV Txns				11.40	0.19										
03-06	09:58	CHEVY P/U 923 Bridge St Matthe SC	0669113	IP,EN	UNL	27.00	59.36			59.36	-4.94		54.42	PREV ODOM R GUINYARD	125835 126276	2.198	FC,TU
		Retail Period Units, Dollars, Avg PPG YTD - Calendar Units, Dollars, Avg PPG				27.00 78.37	59.36 168.71			59.36 168.71	-4.94 -14.35		54.42 154.36		441 1797	2.199 2.153	
		Period Avg MPG, Avg Cost/Mile, Miles Does not include EV Txns				16.34	0.13										
03-13	12:56	AGT BUS 801CG48838 923 Bridge St Matthe SC	0675341	IP,EN	DSL	60.27	168.70			168.70	-14.65		154.05	PREV ODOM Z Fredrick	130166 130614	2.799	FC,TU
		Retail Period Units, Dollars, Avg PPG YTD - Calendar Units, Dollars, Avg PPG				60.27 120.80	168.70 338.12			168.70 338.12	-14.65 -29.36		154.05 308.76		448 851	2.799 2.799	
		Period Avg MPG, Avg Cost/Mile, Miles Does not include EV Txns				7.43	0.38										

TRANSACTION CODES:

OP = Outdoor Payment Terminal
EN = Enhanced Merchant Network
IP = Indoor Payment Terminal

EXCEPTION CODES:

FD = Fuel Trans/Day
SD = Service Trans/Day
FC = Fuel Cost/Trans
SC = Service Cost/Trans

CD = Total Cost/Day
TU = Fuel Units/Trans
BU = Fuel Units/Billing Cycle
DU = Total Fuel Units/Day

DY = Days not Allowed
ST = Purchase Start Time
ET = Purchase End Time
MT = Manual Trans

FT = Allowed Fuel Types
PR = Allowed Products
SP = Allowed State/Province
CU = Max PPU



Fleet Products Report

ACCOUNT NUMBER	FLEET NAME
	Calhoun County Public Schools (2)

TRANS DATE	TRANS TIME	SITE ADDRESS	TICKET NUMBER	TRANS CODE	PROD	UNITS	FUEL	SERVICE	NON-FUEL	GROSS AMOUNT	EXEMPTED TAXES	REBATE CODE	NET AMOUNT	DRIVER/PROMPT	ODO PROMPT	COST/UNIT	EXC CODES	
CARD 03-04	0014 15:55	CHEVY IMPALA	0687561	IP,EN	UNL	14.92	32.20			32.20	-2.73		29.47	PREV ODOM	120401	2.158	FC	
03-08	10:00	923 Bridge St Matthe SC	00100001	OP,EN	UN +	20.40	49.14			49.14	-3.73		45.41	Z Fredrick	120684	2.408	FC,PR,TU	
03-25	10:45	923 Bridge St Matthe SC	0685629	IP,EN	UN +	14.91	39.19			39.19	-2.73		36.46	Z Fredrick	120933	2.629	FC,PR	
		Retail Period Units, Dollars, Miles, Avg PPG				50.23	120.53			120.53	-9.19		111.34		1270	2.400		
		YTD - Calendar Units, Dollars, Miles, Avg PPG				160.50	356.40			356.40	-29.36		327.04		3650	2.221		
		Period Avg MPG, Avg Cost/Mile, Miles				25.29	0.09											
		Does not include EV Txns																
CARD 03-25	0016 08:33	730 Bridge St Matthe SC	00122187	OP,EN	UNL	24.80	59.00			59.00	-4.54		54.46	PREV ODOM	48212	2.379	FC,TU	
		Retail Period Units, Dollars, Miles, Avg PPG				24.80	59.00			59.00	-4.54		54.46	B Hunter	48506	2.379		
		YTD - Calendar Units, Dollars, Miles, Avg PPG				135.78	288.51			288.51	-24.85		263.66		1174	2.125		
		Period Avg MPG, Avg Cost/Mile, Miles				11.86	0.20											
		Does not include EV Txns																
CARD 02-28	0017 08:03	CHEVY IMPALA	00018789	OP,EN	UNL	14.84	30.29			30.29	-2.68		27.61	PREV ODOM	12963	2.069	FC	
03-06	16:14	495 Piney Columbia SC	00023733	OP,EN	UNL	13.67	28.70			28.70	-2.50		26.20	S Wilson	38255	2.099	FC	
03-12	07:54	495 Piney Columbia SC	00029667	OP,EN	UNL	18.19	40.00			40.00	-3.33		36.67	S Wilson	38625	2.199	FC	
03-22	08:27	495 Piney Columbia SC	00041547	OP,EN	UNL	12.99	29.87			29.87	-2.38		27.49	S Wilson	53833	2.298		
03-27	14:41	495 Piney Columbia SC	00047900	OP,EN	UNL	14.13	33.89			33.89	-2.59		31.30	S Wilson	38999	2.398	FC	

EXCEPTION CODES:

FD = Fuel Trans/Day
SD = Service Trans/Day
FC = Fuel Cost /Trans
SC = Service Cost/Trans

CD = Total Cost/Day
TU = Fuel Units/Trans
BU = Fuel Units/Billing Cycle
DU = Total Fuel Units/Day

DY = Days not Allowed
ST = Purchase Start Time
ET = Purchase End Time
MT = Manual Trans

FT = Allowed Fuel Types
PR = Allowed Products
SP = Allowed State/Province
CU = Max PPU



STATEMENT PERIOD:
ACCOUNT NO:

MAR-01-2019 TO MAR-31-2019

Fleet Products Report

ACCOUNT NUMBER	FLEET NAME
	Calhoun County Public Schools (2)

TRANS DATE	TRANS TIME	SITE ADDRESS	TICKET NUMBER	TRANS CODE	PROD	UNITS	FUEL	SERVICE	NON-FUEL	GROSS AMOUNT	EXEMPTED TAXES	REBATE CODE	NET AMOUNT	DRIVER/PROMPT	ODO PROMPT	COST/UNIT	EXC CODES
CARD	0017	2016 CHEVY IMPALA cont.															
		Retail Period Units, Dollars, Miles, Avg PPG				73.62	162.75			162.75	-13.48		149.27		*****	2.211	
		YTD - Calendar Units, Dollars, Miles, Avg PPG				225.90	489.35			489.35	-41.34		448.01		*****	2.166	
CARD	0018	2017 ACTIVITY BUS															
	03-15	10:56 730 Bridge St Matthe SC	00108590	OP,EN	DSL	67.28	186.96			186.96	-16.35		170.61	PREV ODOM Z Fredrick	7741 8185	2.778	FC,TU
		Retail Period Units, Dollars, Miles, Avg PPG				67.28	186.96			186.96	-16.35		170.61		444	2.779	
		YTD - Calendar Units, Dollars, Miles, Avg PPG				167.63	466.34			466.34	-40.74		425.60		1136	2.782	
		Period Avg MPG, Avg Cost/Mile, Miles Does not include EV Txns				6.60	0.42										
CARD	0019																
	03-04	08:29 730 Bridge St Matthe SC	00095058	OP,EN	UNL	26.18	56.00			56.00	-4.79		51.21	PREV ODOM R RICKENBAKE	65540	2.139	FC,TU
	03-12	08:48 923 Bridge St Matthe SC	0674248	OP,EN	UNL	27.13	64.00			64.00	-4.97		59.03	R RICKENBAKE	66123	2.358	FC,TU
	03-25	08:50 923 Bridge St Matthe SC	0685559	OP,EN	UNL	26.03	64.00			64.00	-4.76		59.24	R RICKENBAKE	66419	2.459	FC,TU
		Retail Period Units, Dollars, Miles, Avg PPG				79.34	184.00			184.00	-14.52		169.48		879	2.319	
		YTD - Calendar Units, Dollars, Miles, Avg PPG				223.76	480.00			480.00	-40.96		439.04		2604	2.145	
		Period Avg MPG, Avg Cost/Mile, Miles Does not include EV Txns				11.08	0.21										
CARD	0020																
	03-19	13:10 730 Bridge St Matthe SC	00114191	OP,EN	UNL	2.30	6.21			6.21	-0.42		5.79	PREV ODOM B Hunter	4 4	2.700	

EXCEPTION CODES:

FD = Fuel Trans/Day
SD = Service Trans/Day
FC = Fuel Cost /Trans
SC = Service Cost/Trans

CD = Total Cost/Day
TU = Fuel Units/Trans
BU = Fuel Units/Billing Cycle
DU = Total Fuel Units/Day

DY = Days not Allowed
ST = Purchase Start Time
ET = Purchase End Time
MT = Manual Trans

FT = Allowed Fuel Types
PR = Allowed Products
SP = Allowed State/Province
CU = Max PPU

TRANSACTION CODES:

OP = Outdoor Payment Terminal
EN = Enhanced Merchant Network



STATEMENT PERIOD:
ACCOUNT NO:

MAR-01-2019 TO MAR-31-2019

Fleet Products Report

ACCOUNT NUMBER	FLEET NAME
	Calhoun County Public Schools (2)

TRANS DATE	TRANS TIME	SITE ADDRESS	TICKET NUMBER	TRANS CODE	PROD	UNITS	FUEL	SERVICE	NON-FUEL	GROSS AMOUNT	EXEMPTED TAXES	REBATE CODE	NET AMOUNT	DRIVER/PROMPT	ODO PROMPT	COST/UNIT	EXC CODES
CARD 0020	04:23	923 Bridge St Matthe SC	0674054	OP,EN	UNL	6.77	15.96			15.96	-1.24		14.72	PREV ODOM R RICKENBAKE	4	2.356	ST
		Retail Period Units, Dollars, Avg PPG YTD - Calendar Units, Dollars, Miles, Avg PPG				2.30 8.19	6.21 18.81			6.21 18.81	-0.42 -1.50		5.79 17.31		***** *****	2.700 2.287	
*****		Unable to calculate MPG because of unreasonable odometer				6.77 7.97	15.96 18.52			15.96 18.52	-1.24 -1.46		14.72 17.06		***** *****	2.357 2.324	
ACCOUNT TOTALS						831.23 1911.34	2098.47 4577.53			2098.47 4577.53	-167.91 -383.55		1930.56 4193.98		6937 15342	2.525 2.395	

EXCEPTION CODES:
 FD = Fuel Trans/Day
 SD = Service Trans/Day
 FC = Fuel Cost /Trans
 SC = Service Cost/Trans

CD = Total Cost/Day
 TU = Fuel Units/Trans
 BU = Fuel Units/Billing Cycle
 DU = Total Fuel Units/Day

DY = Days not Allowed
 ST = Purchase Start Time
 ET = Purchase End Time
 MT = Manual Trans

FT = Allowed Fuel Types
 PR = Allowed Products
 SP = Allowed State/Province
 CU = Max PPU



STATEMENT PERIOD:
ACCOUNT NO:

MAR-01-2019 TO MAR-31-2019

Fleet Products Report

If an adjustment is shown here and in the detail above, the amount listed here is a summed value of those individual charges.

DATE	TRANSACTION DESCRIPTION	FUNDED BY	REBATE PERIOD UNITS/DOLLARS	PERIOD AMT	REBATE YTD UNITS/DOLLARS	REBATE YTD AMT
03-29-2019	OTHER ADJUSTMENTS THIS PERIOD Monthly Card Charge			44.00		
	Subtotal			44.00		
	Total			44.00		
	The Finance Charge is determined by applying a periodic rate of 4.99%					



STATEMENT PERIOD: MAR-01-2019 TO MAR-31-2019
 ACCOUNT NO: [REDACTED]

DELIVER TO:
 Calhoun County Public Schools (2)
 PO Box 215
 St Matthews, SC 29135

Tax Summary

ACCOUNT NUMBER	[REDACTED]
FLEET NAME	Calhoun County Public Schools (2)

TAX JURISDICTION	ID	EXPIRATION	EXEMPTED TAX \$	REPORTED TAX \$	TAX TYPE	TAX PRODUCT CLASS	UNITS	GROSS \$	TAX RATE
Federal	576000864	MAY-03-2020	-97.68		Federal Excise	Gasoline	533.68	1269.63	0.18300
			-70.23		Federal Excise	Diesel	289.01	805.97	0.24300
Federal TOTALS			-167.91				822.69	2075.60	
SC				-57.80	State Excise	Diesel	289.01	805.97	0.20000
				-106.75	State Excise	Gasoline	533.68	1269.63	0.20000
SC STATE TOTALS				-164.55					
ACCOUNT TOTALS			-167.91						



STATEMENT PERIOD:
ACCOUNT NO:

MAR-01-2019 TO MAR-31-2019

DELIVER TO:
Calhoun County Public Schools (2)
PO Box 215
St Matthews, SC 29135

Exception Summary

ACCOUNT NUMBER	FLEET NAME
	Calhoun County Public Schools (2)

ACCOUNT PURCHASE EXCEPTIONS	CODE	DESCRIPTION	NO OF EXCEPTIONS	COST OF TRANSACTIONS
	BU	FUEL UNITS/BILLING CYCLE	1	224.54
	FC	FUEL COST/TRANS	25	1,954.86
	PR	ALLOWED PRODUCTS	8	497.59
	ST	PURCHASE START TIME	4	311.07
	TU	FUEL UNITS/TRANS	19	1,744.15
	TOTALS:		57	

CARDS NOT FUELING

CARD NO	SPECIAL EMBOSSING
0004	00 FORD DUMP
0005	ACT BUS 806CG48839
0009	92 DODGE RAM
0011	04 FORD MAINT 2
0015	SPARE
0021	

TOTAL CARDS : 6



STATEMENT PERIOD: MAR-01-2019 TO MAR-31-2019
 ACCOUNT NO: [REDACTED]

DELIVER TO:
 Calhoun County Public Schools (2)
 PO Box 215
 St Matthews, SC 29135

Financial Summary Year To Date - Calendar

ACCOUNT NUMBER	FLEET NAME
[REDACTED]	Calhoun County Public Schools (2)

DEPARTMENT NAME	TYPE OF PURCHASE	PRODUCT DESCRIPTION	NO. OF PURCHASES	TOTAL UNITS	GROSS AMOUNT	EXEMPTED TAXES	NET AMOUNT	AVG COST/ UNIT	AVG EV COST/UNIT	MILES DRIVEN	AVG MPG
Unassigned	FUEL	Regular Diesel #2	10	588.51	1837.17	-143.01	1494.16				
		Ultra Low Sulfur Die	1	8.54	22.87		22.87				
		Unleaded Plus	15	312.42	762.65	-57.16	705.49				
		Unleaded Regular	52	976.57	2084.27	-178.75	1905.52				
		Unleaded Super	1	25.30	70.57	-4.63	65.94				
	TOTAL FUEL		79	1911.34	4577.53	-383.55	4193.98			23590	
Unassigned	TOTAL ANCILLARY FEES	MONTHLY CARD CHARGE			132.00		132.00				
			79		4709.53	-383.55	4325.98				
ACCOUNT TOTALS			79		4709.53	-383.55	4325.98				




STATEMENT PERIOD: MAR-01-2019 TO MAR-31-2019
 ACCOUNT NO: [REDACTED]

DELIVER TO:
 Calhoun County Public Schools (2)
 PO Box 215
 St Matthews, SC 29135

Site Summary

ACCOUNT NUMBER	FLEET NAME
[REDACTED]	Calhoun County Public Schools (2)

SITE ID	SITE ADDRESS	NO. PURCH	GASOLINE		DIESEL		EV		SERVICE		NON-FUEL AMOUNT	GROSS AMOUNT	EXEMPTED TAXES	NET AMOUNT
			GALS	GROSS AMOUNT	GALS	GROSS AMOUNT	UNITS	GROSS AMOUNT	UNITS	GROSS AMOUNT				
00007MVJ	495 Piney Grove Rd & Columbia, SC 29210	5	73.62	162.75								162.75	-13.48	149.27
0000S276	923 Bridge St St Matthews, SC 29135	14	217.90	526.86	140.93	394.47						921.33	-72.57	848.76
0000T8YQ	730 Bridge St St Matthews, SC 29135	13	250.70	602.89	148.08	411.50						1,014.39	-81.86	932.53
ACCOUNT TOTALS		32	542.22	1,292.50	289.01	805.97						2,098.47	-167.91	1,930.56



STATEMENT PERIOD: MAR-01-2019 TO MAR-31-2019
 ACCOUNT NO: [REDACTED]

DELIVER TO:
 Calhoun County Public Schools (2)
 PO Box 215
 St Matthews, SC 29135

Financial Summary Current Period

ACCOUNT NUMBER	[REDACTED]
FLEET NAME	Calhoun County Public Schools (2)

DEPARTMENT NAME	TYPE OF PURCHASE	PRODUCT DESCRIPTION	NO. OF PURCHASES	TOTAL UNITS	GROSS AMOUNT	EXEMPTED TAXES	NET AMOUNT	AVG COST/UNIT	AVG EV COST/UNIT	MILES DRIVEN	AVG MPG
Unassigned	FUEL	Regular Diesel #2	4	289.01	805.97	-70.23	735.74				
		Ultra Low Sulfur Die	1	8.54	22.87		22.87				
		Unleaded Plus	7	169.39	427.02	-30.99	396.03				
		Unleaded Regular	19	338.99	772.04	-62.06	709.98				
		Unleaded Super	1	25.30	70.57	-4.63	65.94				
	TOTAL FUEL		32	831.23	2098.47	-167.91	1930.56			9254	
Unassigned	TOTAL ANCILLARY FEES	MONTHLY CARD CHARGE			44.00		44.00				
			32		44.00		44.00				
					2142.47	-167.91	1974.56				
ACCOUNT TOTALS			32		2142.47	-167.91	1974.56				



STATEMENT PERIOD: MAR-01-2019 TO MAR-31-2019
 ACCOUNT NO: [REDACTED]

DELIVER TO:
 Calhoun County Public Schools (2)
 PO Box 215
 St Matthews, SC 29135

Financial Summary Department Totals

ACCOUNT NUMBER	[REDACTED]
FLEET NAME	Calhoun County Public Schools (2)

DEPARTMENT NAME	CURRENT PERIOD			YTD - Calendar						
	GROSS FUEL AMOUNT	NET FUEL AMOUNT	SERVICE AMOUNT	NON-FUEL AMOUNT	TOTAL AMOUNT	GROSS FUEL AMOUNT	NET FUEL AMOUNT	SERVICE AMOUNT	NON-FUEL AMOUNT	TOTAL AMOUNT
Unassigned	2098.47	1930.56			1974.56	4577.53	4193.98			4325.98
ACCOUNT TOTALS	2098.47	1930.56			1974.56	4577.53	4193.98			4325.98
CARD ACTIVITY	TOTAL	ACTIVE	% ACTIVE							
CURRENT PERIOD	22	16	72.7%							
PREVIOUS PERIOD	22	13	59.1%							