

**As a reading scholar, when I read an informational text, I can identify the author's purpose.**

Informational texts give information or facts about REAL people, things, or events. Most informational texts are written for one or more of these three purposes. **Check the purpose(s) that best match the book that YOU are reading!**

**The author is writing to persuade for or against something.**

As you read, notice if the author is giving you information that may change your knowledge and/or feelings about a topic, problem, or a situation.

**The author is writing to inform.**

As you read, notice if the author organizes the information within paragraphs, charts, graphs, or photos.

**The author is writing to tell a story.**

As you read, notice if the author organizes the information within a story format with characters, setting, plot and story ending.



**I notice that authors use one or more of these five text structures to organize information.**

\*Sketch or write page numbers or evidence from your book to show that the author used this type of structure.  
**How many structures can you find?**

**1. Description:** The author provides details, explanations, and examples to share information and persuade.

A large, empty rounded square box with a thick green border, intended for students to write their observations or evidence for the first text structure.

**2. Sequences information:** The author sequences steps, dates, events, and evidence to support an idea.

A large, empty rounded square box with a thick green border, intended for students to write their observations or evidence for the second text structure.

**3. Cause/Effect:** The author describes something that happened and what will happen next.

A large, empty rounded square box with a thick green border, intended for students to write their observations or evidence for the third text structure.

**4. Compare/Contrast:** The author shows how things are alike and different.

A large, empty rounded square box with a thick green border, intended for students to write their observations or evidence for the fourth text structure.







**5. Problem/Solution:** The author explains a problem and talks about solutions.

A large, empty rounded square box with a thick green border, intended for students to write their observations or evidence for the fifth text structure.

**Reading informational text is a wonderful way to feed your brain!**

Look over this small set of titles below and circle the topics that look interesting!

The next time I go to the library, **I will be more prepared to find a book I love!**



When I read a book that I really enjoy, **I recommend it to my friends!**  
In this space, write a short note inviting a friend to read your book!

Dear \_\_\_\_\_,  
I think you would like to read

because

---

---

---

---

---

---


---

---

Your friend,

---

Then, pass this little bookmark flyer along with the book for your friend to read and maybe enjoy as much as you have!



# When I Read Informational Text, I'm a Reading Scholar!



When I read Informational text...

- I read to find out more about an idea or topic.
- I can read the whole text or just the parts that I find interesting.
- I read charts, graphs, captions and learn from the pictures.
- I pay attention to the author's purpose and text structure.

Part of the Grade 2 Snow and Ice Family Exploration Pack

