

ACCT #	ACCT NAME	BUDGETED	MTD ACTIVITY	YTD ACTIVITY	BALANCE	MTD%	YTD%
	GENERAL FUND						
100-411-100-0000	Property Taxes		0.00	0.00			
100-411-200-0000	Supplemental Levy	245,000.00CR	0.00	152,472.02CR	92,527.98CR	0%	62%
100-411-300-0000	Emergency Levy		0.00	0.00			
100-411-400-0000	Tort	931.00CR	0.00	579.39CR	351.61CR	0%	62%
100-413-000-0000	Interest and Penalty	2,000.00CR	0.00	2,086.53CR	86.53	0%	104%
100-415-100-0000	Investment Earnings	24,000.00CR	360.30CR	6,655.99CR	17,344.01CR	2%	28%
100-419-200-0000	Contributions/Donations		0.00	0.00			
100-419-900-0000	Other Local Income		0.00	19,981.16CR			
102-419-900-0000	Other Local Income		0.00	0.00			
100-431-100-0000	Base Support	3,785,838.66CR	0.00	3,152,630.68CR	633,207.98CR	0%	83%
100-431-101-0000	Entitlement	1,585,572.00CR	0.00	1,233,363.00CR	352,209.00CR	0%	78%
100-431-200-0000	Transportation	249,281.00CR	0.00	316,555.00CR	67,274.00	0%	127%
100-431-300-0000	Transportation-Block Grant		0.00	0.00			
100-431-400-0000	Lottery Funded Support		0.00	0.00			
100-431-600-0000	Tuition Equivalency		0.00	15,941.00CR			
100-431-800-0000	Benefit Apportionment	741,645.79CR	0.00	744,131.23CR	2,485.44	0%	100%
100-431-900-0000	Other State Support	30,000.00CR	21,046.00CR	21,046.00CR	8,954.00CR	70%	70%
101-431-900-0000	Other State Support	162,000.00CR	0.00	157,755.00CR	4,245.00CR	0%	97%
103-431-900-0000	Other State Support		0.00	0.00			
105-431-900-0000	Other State Support	38,800.00CR	0.00	0.00	38,800.00CR	0%	0%
107-431-900-0000	Other State Support	25,000.00CR	0.00	25,179.00CR	179.00	0%	101%
110-431-900-0000	Other State Support	85,004.00CR	0.00	85,551.00CR	547.00	0%	101%
100-438-100-0000	Property Tax Replacement	2,600.00CR	0.00	2,692.59CR	92.59	0%	104%
100-438-200-0000	Ag Property Tax Replacement	23,282.00CR	0.00	11,641.00CR	11,641.00CR	0%	50%
100-439-000-0000	Other State Revenue	1,000.00CR	0.00	25,176.14CR	24,176.14	0%	999%
100-439-200-0000	Classroom Supplies Grant		0.00	0.00			
100-439-300-0000	State Textbook Grant		0.00	0.00			
100-445-900-0000	Other Indirect Restricted Federal		0.00	0.00			
102-445-900-0000	Idaho Rebounds-CVRF		0.00	360,307.00CR			
100-460-000-0000	Transfers In		0.00	0.00			
	TOTAL REVENUES	7,001,954.45CR	21,406.30CR	6,333,743.73CR	668,210.72CR	0%	90%
	Elementary Salaries	1,112,875.00	91,920.25	818,642.24	294,232.76	8%	74%
	Elementary Benefits	370,620.00	31,328.64	286,945.12	83,674.88	8%	77%
	Elementary Purchased Services		80.00	429.75			
	Elementary Supplies	72,159.00	1,564.70	37,431.45	34,727.55	2%	52%
	Elementary Capital Outlay	1,000.00	0.00	0.00	1,000.00	0%	0%
	Total Elementary	1,556,654.00	124,893.59	1,143,448.56	413,205.44	8%	73%
	5th & 6th Grade Salaries	381,100.00	31,447.33	271,549.44	109,550.56	8%	71%
	5th & 6th Grade Benefits	128,060.00	11,630.80	91,192.11	36,867.89	9%	71%
	5th & 6th Grade Purchased Services	500.00	0.00	252.00	248.00	0%	50%
	5th & 6th Grade Supplies	25,350.00	27.73	4,029.60	21,320.40	0%	16%
	5th & 6th Grade Capital Outlay	5,400.00	0.00	0.00	5,400.00	0%	0%
	7th & 8th Grade Salaries	469,600.00	39,036.26	359,216.04	110,383.96	8%	76%
	7th & 8th Grade Benefits	160,560.00	13,344.71	123,193.18	37,366.82	8%	77%
	7th & 8th Grade Purchased Services	1,500.00	0.00	968.76	531.24	0%	65%
	7th & 8th Grade Supplies	25,630.00	455.43	16,317.82	9,312.18	2%	64%
	7th & 8th Grade Capital Outlay	500.00	0.00	308.00	192.00	0%	62%
	Total Middle School	1,198,200.00	95,942.26	867,026.95	331,173.05	8%	72%
	Secondary Salaries	742,200.00	62,479.19	559,681.78	182,518.22	8%	75%
	Secondary Benefits	266,200.00	23,037.25	210,708.47	55,491.53	9%	79%
	Secondary Purchased Services	1,200.00	1,410.00	1,847.00	647.00CR	118%	154%
	Secondary Supplies	51,048.00	4,927.19	65,655.93	14,607.93CR	10%	129%
	Secondary Capital Outlay	4,300.00	63.59	4,300.00	0.00	1%	100%
	Total Secondary	1,064,948.00	91,917.22	842,193.18	222,754.82	9%	79%
	Alternative Salaries	12,500.00	0.00	0.00	12,500.00	0%	0%
	Alternative Benefits	2,471.00	0.00	0.00	2,471.00	0%	0%
	Total Alternative	14,971.00	0.00	0.00	14,971.00	0%	0%
	PTE Salaries	140,000.00	11,510.40	106,768.80	33,231.20	8%	76%
	PTE Benefits	51,000.00	3,903.91	35,389.17	15,610.83	8%	69%
	Total PTE	191,000.00	15,414.31	142,157.97	48,842.03	8%	74%
	Special Education Salaries	178,930.00	14,802.51	120,230.17	58,699.83	8%	67%
	Special Education Benefits	70,255.00	4,866.42	44,196.56	26,058.44	7%	63%
	Special Ed Purchased Services	251,894.45	5,287.24	46,725.83	205,168.62	2%	19%
	Special Ed Supplies	1,830.00	0.00	333.92	1,496.08	0%	18%
	Special Ed Capital Outlay		0.00	0.00			
	Total Special Education	502,909.45	24,956.17	211,486.48	291,422.97	5%	42%
	Special Ed Preschool Salaries	50,700.00	4,146.60	37,870.84	12,829.16	8%	75%
	Special Ed Preschool Benefits	18,050.00	1,418.42	14,680.16	3,369.84	8%	81%
	Special Ed Preschool Purch Serv		0.00	0.00			
	Special Ed Preschool Supplies		0.00	0.00			
	Special Ed Preschool Cap. Outlay		0.00	0.00			
	Total Special Ed Preschool	68,750.00	5,565.02	52,551.00	16,199.00	8%	76%
	Gifted & Talented Salaries		0.00	0.00			
	Gifted & Talented Benefits		0.00	0.00			
	Gifted & Talented Purchased Serv		0.00	0.00			

ACCT #	ACCT NAME	BUDGETED	MTD ACTIVITY	YTD ACTIVITY	BALANCE	MTD%	YTD%
	Gifted & Talented Supplies	4,500.00	0.00	0.00	4,500.00	0%	0%
	Gifted & Talented Capital Outlay		0.00	0.00			
	Total Gifted & Talented	4,500.00	0.00	0.00	4,500.00	0%	0%
	Interscholastic Salaries	100,000.00	5,428.01	65,780.73	34,219.27	5%	66%
	Interscholastic Benefits	10,400.00	328.00	4,106.95	6,293.05	3%	39%
	Interscholastic Purchased Services	9,000.00	300.91	4,812.88	4,187.12	3%	53%
	Interscholastic Supplies		26.25	22,966.05			
	Interscholastic Capital Outlay		0.00	0.00			
	Total Interscholastic	119,400.00	6,083.17	97,666.61	21,733.39	5%	82%
	School Activity Salaries	7,000.00	688.40	5,695.80	1,304.20	10%	81%
	School Activity Benefits	2,450.00	232.84	1,928.89	521.11	10%	79%
	School Activity Purchased Services		0.00	0.00			
	School Activity Supplies		0.00	0.00			
	School Activity Capital Outlay		0.00	0.00			
	Total School Activities	9,450.00	921.24	7,624.69	1,825.31	10%	81%
	Guidance Salaries	56,200.00	8,451.12	33,763.86	22,436.14	15%	60%
	Guidance Benefits	18,550.00	2,902.73	9,964.52	8,585.48	16%	54%
	Guidance Purchased Services	500.00	0.00	0.00	500.00	0%	0%
	Guidance Supplies	3,000.00	77.68	21,023.11	18,023.11CR	3%	701%
	Guidance Capital Outlay		0.00	0.00			
	Total Guidance	78,250.00	11,431.53	64,751.49	13,498.51	15%	83%
	Spec Ed Support Salaries		0.00	0.00			
	Spec Ed Support Benefits		0.00	0.00			
	Spec Ed Support Purchased Services		0.00	0.00			
	Spec Ed Support Supplies		0.00	0.00			
	Spec Ed Support Capital Outlay		0.00	0.00			
	Total Special Ed Support		0.00	0.00			
	Instruction Improvement Salaries		0.00	0.00			
	Instruction Improvement Benefits		0.00	0.00			
	Instruction Improvement Purch Serv	3,500.00	110.00	2,620.00	880.00	3%	75%
	Instruction Improvement Supplies	25,000.00	0.00	20,769.63	4,230.37	0%	83%
	Total Instruction Improvement	28,500.00	110.00	23,389.63	5,110.37	0%	82%
	Educational Media Salaries	117,200.00	10,024.37	90,735.45	26,464.55	9%	77%
	Education Media Benefits	45,900.00	3,771.83	33,896.27	12,003.73	8%	74%
	Educational Media Supplies	11,100.00	855.38	6,960.05	4,139.95	8%	63%
	Educational Media Capital Outlay		0.00	0.00			
	Total Educational Media	174,200.00	14,651.58	131,591.77	42,608.23	8%	76%
	Instructional Technology Salaries		0.00	0.00			
	Instructional Technology Benefits		211.53	1,700.84			
	Total Instructional Technology		211.53	1,700.84			
	District Office Salaries	18,000.00	1,448.80	13,220.30	4,779.70	8%	73%
	District Office Benefits	9,000.00	729.19	6,512.21	2,487.79	8%	72%
	District Office Purchased Services		0.00	191.35			
	District Office Supplies		0.00	0.00			
	Total District Office	27,000.00	2,177.99	19,923.86	7,076.14	8%	74%
	District Administration Salaries	103,000.00	12,250.00	88,249.98	14,750.02	12%	86%
	District Admin Benefits	28,100.00	3,018.81	36,242.04	8,142.04CR	11%	129%
	District Admin Purchased Services	22,500.00	9,541.39CR	13,094.01	9,405.99	41%	58%
	District Admin Supplies	20,000.00	179.26CR	22,480.08	2,480.08CR	0%	112%
	District Admin Capital Outlay		0.00	2,227.99			
	Total District Administration	173,600.00	5,548.16	162,294.10	11,305.90	3%	93%
	Total Salaries - CVRF		0.00	188,232.80			
	Total Benefits-CVRF		0.00	36,411.69			
	Bus Purchase						
	Total - CVRF		21,500.00	337,264.49			
	School Admin Salaries	282,250.00	23,560.90	212,227.62	70,022.38	8%	75%
	School Admin Benefits	110,750.00	8,283.65	75,739.51	35,010.49	7%	68%
	School Admin Purchased Services	7,250.00	0.00	13,953.24	6,703.24CR	0%	192%
	School Admin Supplies	500.00	0.00	90.24	409.76	0%	18%
	School Admin Capital Outlay		0.00	0.00			
	Total School Administration	400,750.00	31,844.55	302,010.61	98,739.39	8%	75%
	Business Operations Salaries	115,000.00	9,562.32	86,297.88	28,702.12	8%	75%
	Business Operations Benefits	120,750.00	15,700.12	55,594.36	65,155.64	13%	46%
	Business Operations Purchased Serv	16,500.00	10,731.55	17,115.85	615.85CR	65%	104%
	Business Operations Supplies	2,000.00	1,630.86	1,656.76	343.24	82%	83%
	Business Operations Capital Outlay		0.00	0.00			
	Total Business Operations	254,250.00	37,624.85	160,664.85	93,585.15	15%	63%


ACCT #	ACCT NAME	BUDGETED	MTD ACTIVITY	YTD ACTIVITY	BALANCE	MTD%	YTD%
	Administrative Tech Salaries	92,000.00	8,908.97	73,546.80	18,453.20	10%	80%
	Administrative Tech Benefits	33,150.00	3,110.99	23,411.38	9,738.62	9%	71%
	Administrative Tech Purchased Serv	33,000.00	4,211.48	21,670.53	11,329.47	13%	66%
	Administrative Tech Supplies	5,377.00	185.38	1,155.42	4,221.58	3%	21%
	Administrative Tech Capital Outlay	4,500.00	0.00	549.00	3,951.00	0%	12%
	Total Administrative Tech	168,027.00	16,416.82	120,333.13	47,693.87	10%	72%
	Building & Care Salaries	112,750.00	7,219.49	77,673.22	35,076.78	6%	69%
	Building & Care Benefits	56,400.00	3,018.74	33,648.40	22,751.60	5%	60%
	Building & Care Purchased Services	281,000.00	18,637.39	134,793.83	146,206.17	7%	48%
	Building & Care Supplies	45,000.00	222.26	1,175.03	43,824.97	0%	3%
	Building & Care Capital Outlay		0.00	0.00			
	Building & Care-Custodial Property						
	Total Building & Care	571,150.00	29,097.88	326,853.48	244,296.52	5%	57%
	Building Maintenance Salaries	35,000.00	27,453.39CR	23,954.05	11,045.95	77%	68%
	Building Maintenance Benefits	14,550.00	8,440.41CR	8,655.80	5,894.20	57%	59%
102-664-410-0000	Building Maintenance Purchased Ser	5,000.00	3,426.99	23,106.68	18,106.68CR	69%	462%
	Maintenance Supplies CVRF		0.00	0.00			
102-664-550-0000	Building Maintenance Supplies	5,000.00	1,167.56	37,278.85	32,278.85CR	23%	746%
	Capital Outlay - CVRF		0.00	13,500.00			
	Building Maintenance Capital Outla		0.00	6,069.09			
	Total Building Maintenance	59,550.00	31,299.25CR	99,064.47	39,514.47CR	52%	166%
	Total Security		636.41	636.41			
	Transportation Salaries	131,000.00	11,955.48	81,433.32	49,566.68	9%	62%
	Transportation Benefits	36,850.00	3,034.44	21,225.64	15,624.36	8%	58%
	Transportation Purchased Services	47,750.00	9,081.57	39,243.32	8,506.68	19%	82%
	Transportation Supplies	45,750.00	2,692.23	18,560.51	27,189.49	6%	41%
	Transportation Capital Outlay	57,500.00	0.00	113,789.43	56,289.43CR	0%	198%
	Total Student Transportation	318,850.00	26,763.72	274,252.22	44,597.78	8%	86%
	Activity Transportation Salaries	20,000.00	1,385.06	7,726.74	12,273.26	7%	39%
	Activity Transportation Benefits	3,795.00	151.05	841.00	2,954.00	4%	22%
	Activity Transportation Reimburse	15,000.00CR	420.30	8,721.40CR	6,278.60CR	2%	58%
	Total Activity Transportation	8,795.00	1,956.41	153.66CR	8,948.66	22%	1%
	Food Service Benefits	8,250.00	633.98	6,077.94	2,172.06	8%	74%
100-720-320-0000	Purchased Services		0.00	0.00			
	Summer Institute Purchased Service		804.00	12,681.47			
100-920-810-0000	Transfers Out		0.00	0.00			
100-950-850-0000	Contingency		0.00	0.00			
100-999-998-0000	Benefit Expense/Credits		7,462.53	694.53CR			
100-999-999-0000	PAYROLL TAX TRANSFER		0.00	14.67CR			
	TOTAL EXPENSES	7,001,954.45	543,265.67	5,406,783.34	1,595,171.11	8%	77%

521,859.37 926,960.39CR

ACCT #	ACCT NAME	BUDGETED	MTD ACTIVITY	YTD ACTIVITY	BALANCE	MTD%	YTD%
RESTRICTED CONTRIBUTIONS							
111-419-200-0000	Donations/Contributions	-----	0.00	0.00	-----	-----	-----
	TOTAL REVENUES	=====	0.00	0.00	=====	=====	=====
111-514-410-0000	Middle School Supplies		0.00	0.00			
111-515-550-0000	Secondary Capital Outlay		0.00	0.00			
111-622-440-0000	Library Elementary Books		0.00	0.00			
111-622-441-0000	Library Middle School Books		0.00	0.00			
111-622-442-0000	Library Secondary Books		0.00	0.00			
111-664-550-0000	Maintenance Capital Outlay		0.00	0.00			
111-710-550-0000	Child Nutrition Capital Outlay		0.00	0.00			
	TOTAL EXPENSES	=====	0.00	0.00	=====	=====	=====
			0.00	0.00			

DRAFT

ACCT #	ACCT NAME	BUDGETED	MTD ACTIVITY	YTD ACTIVITY	BALANCE	MTD%	YTD%
DRIVER'S EDUCATION							
241-414-100-0000	Student Fees	6,500.00CR	0.00	4,625.00CR	1,875.00CR	0%	71%
241-419-900-0000	Other Local Income		0.00	0.00			
241-432-100-0000	State Drivers Education Grant	5,000.00CR	0.00	0.00	5,000.00CR	0%	0%
	TOTAL REVENUES	11,500.00CR	0.00	4,625.00CR	6,875.00CR	0%	40%
=====							
241-541-110-0000	Driver's Ed Teacher Salaries	8,000.00	638.25	7,427.75	572.25	8%	93%
241-541-210-0000	Driver's Ed Retirement	960.00	76.21	886.88	73.12	8%	92%
241-541-220-0000	FICA	640.00	47.96	540.44	99.56	7%	84%
241-541-240-0000	Health Insurance		4.52	45.26			
241-541-270-0000	Workers' Compensation		0.00	0.00			
241-541-280-0000	Sick Leave		0.00	0.00			
241-541-320-0000	Purchased Services	350.00	0.00	89.89	260.11	0%	26%
241-541-410-0000	Supplies	1,550.00	74.09	522.18	1,027.82	5%	34%
241-541-440-0000	Textbooks		0.00	0.00			
241-541-550-0000	Capital Outlay		0.00	0.00			
	TOTAL EXPENSES	11,500.00	841.03	9,512.40	1,987.60	7%	83%
			841.03	4,887.40			



ACCT #	ACCT NAME	BUDGETED	MTD ACTIVITY	YTD ACTIVITY	BALANCE	MTD%	YTD%
PTE - BUSINESS TECHNOLOGY							
242-419-200-0000	Contributions/Donations		0.00	0.00			
242-432-400-0000	Other State Revenue	9,876.00CR	0.00	9,876.00CR	0.00	0%	100%
	TOTAL REVENUES	9,876.00CR	0.00	9,876.00CR	0.00	0%	100%
242-515-110-0000	Salaries	2,100.00	196.76	1,770.87	329.13	9%	84%
242-515-210-0000	Retirement	255.00	23.49	211.42	43.58	9%	83%
242-515-220-0000	FICA	175.00	14.98	134.84	40.16	9%	77%
242-515-240-0000	Health & Life Insurance		1.89	15.91			
242-515-280-0000	Sick Leave		0.00	0.00			
242-515-320-0000	Purchased Services	320.00	391.98	391.98	(71.98)	122%	122%
242-515-380-0000	Travel	2,541.00	0.00	95.00	2,446.00	0%	4%
242-515-410-0000	Supplies	4,485.00	546.57	3,557.90	927.10	12%	79%
242-515-550-0000	Capital Outlay		0.00	0.00			
	TOTAL EXPENSES	9,876.00	1,175.67	6,177.92	3,698.08	12%	63%
			1,175.67	3,698.08CR			



ACCT #	ACCT NAME	BUDGETED	MTD ACTIVITY	YTD ACTIVITY	BALANCE	MTD%	YTD%
PTE - ENGINEERING TECHNOLOGY							
243-419-200-0000	Contributions/Donations		0.00	0.00			
243-432-400-0000	Other State Revenue	9,876.00CR	0.00	9,876.00CR	0.00	0%	100%
TOTAL REVENUES		9,876.00CR	0.00	9,876.00CR	0.00	0%	100%
243-515-110-0000	Engineering Tech Salaries	2,200.00	222.80	2,005.23	194.77	10%	91%
243-515-210-0000	Retirement	300.00	26.60	239.41	60.59	9%	80%
243-515-220-0000	FICA	200.00	16.98	152.83	47.17	8%	76%
243-515-240-0000	Health & Life Insurance		1.55	13.67			
243-515-280-0000	Sick Leave		0.00	0.00			
243-515-320-0000	Purchased Services	500.00	0.00	0.00	500.00	0%	0%
243-515-380-0000	Travel	2,000.00	0.00	0.00	2,000.00	0%	0%
243-515-410-0000	Supplies	4,676.00	279.33	5,938.35	(1,262.35)	6%	127%
243-515-550-0000	Capital Outlay		0.00	0.00			
243-517-321-0000	LOCAL CONSORTIUM LCSI		0.00	0.00			
TOTAL EXPENSES		9,876.00	547.26	8,349.49	1,526.51	6%	85%
			547.26	1,526.51CR			



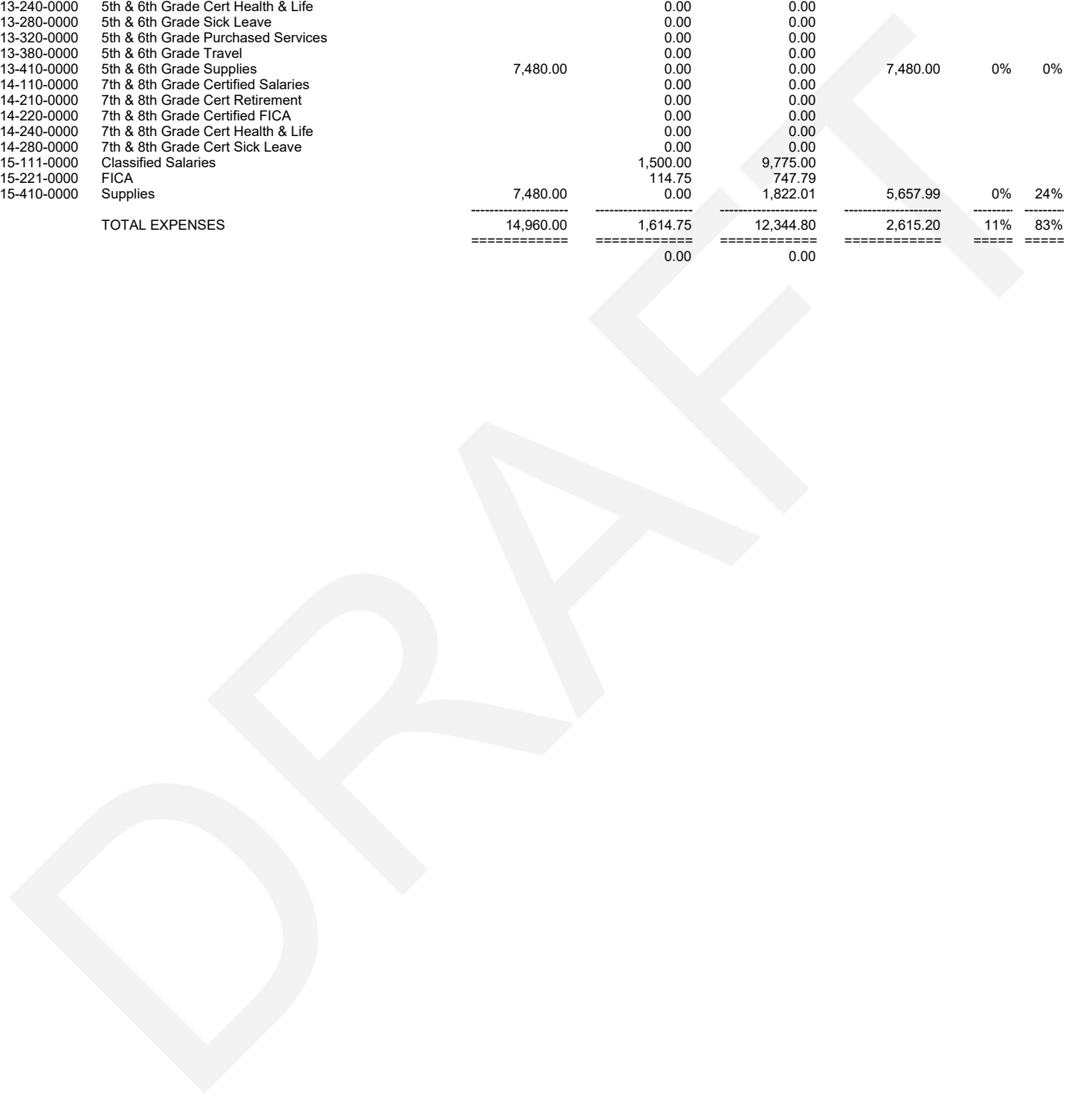
ACCT #	ACCT NAME	BUDGETED	MTD ACTIVITY	YTD ACTIVITY	BALANCE	MTD%	YTD%
PTE - AG SCIENCE							
244-419-200-0000	Contributions/Donations		0.00	0.00			
244-432-400-0000	Other State Revenue	15,000.00CR	0.00	13,262.00CR	1,738.00CR	0%	88%
TOTAL REVENUES		15,000.00CR	0.00	13,262.00CR	1,738.00CR	0%	88%
244-515-110-0000	Salaries	5,600.00	590.28	5,312.61	287.39	11%	95%
244-515-210-0000	Retirement	640.00	70.48	634.33	5.67	11%	99%
244-515-220-0000	FICA	450.00	44.33	399.09	50.91	10%	89%
244-515-240-0000	Health & Life Insurance		5.16	45.87			
244-515-280-0000	Sick Leave	750.00	0.00	0.00	750.00	0%	0%
244-515-320-0000	Purchased Services	1,235.00	0.00	0.00	1,235.00	0%	0%
244-515-380-0000	Travel	2,500.00	0.00	225.00	2,275.00	0%	9%
244-515-410-0000	Supplies	3,825.00	0.00	1,906.98	1,918.02	0%	50%
244-515-550-0000	Capital Outlay		0.00	5,050.00			
244-515-555-0000	Greenhouse		0.00	0.00			
TOTAL EXPENSES		15,000.00	710.25	13,573.88	1,426.12	5%	90%
			710.25	311.88			



ACCT #	ACCT NAME	BUDGETED	MTD ACTIVITY	YTD ACTIVITY	BALANCE	MTD%	YTD%
CLASSROOM TECHNOLOGY							
245-419-200-0000	Contributions/Donations		0.00	0.00			
245-419-900-0000	Other Local Income		0.00	0.00			
245-431-900-0000	Other State Support	117,950.00CR	81,970.00CR	81,970.00CR	35,980.00CR	69%	69%
245-442-000-0000	E-Rate Reimbursement		0.00	0.00			
245-460-000-0000	Transfers In		0.00	0.00			
	TOTAL REVENUES	117,950.00CR	81,970.00CR	81,970.00CR	35,980.00CR	69%	69%
245-623-110-0000	Technology Salaries	17,000.00	2,200.13	14,188.88	2,811.12	13%	83%
245-623-210-0000	Technology Retirement		0.00	0.00			
245-623-220-0000	Technology FICA		168.30	1,085.45			
245-623-240-0000	Technology Health Insurance		0.00	0.00			
245-623-280-0000	Technology Sick Leave		0.00	0.00			
245-623-320-0000	Technology Purchased Services	5,000.00	0.00	11,530.00	(6,530.00)	0%	231%
245-623-410-0000	Technology Supplies	95,950.00	6,685.99	76,996.19	18,953.81	7%	80%
245-623-550-0000	Technology Capital Outlay		0.00	0.00			
245-656-380-0000	Technology Travel		0.00	0.00			
	TOTAL EXPENSES	117,950.00	9,054.42	103,800.52	14,149.48	8%	88%
			72,915.58CR	21,830.52			



ACCT #	ACCT NAME	BUDGETED	MTD ACTIVITY	YTD ACTIVITY	BALANCE	MTD%	YTD%
STATE DRUG FREE							
246-439-000-0000	Other State Revenue	14,960.00CR	0.00	9,149.40CR	5,810.60CR	0%	61%
TOTAL REVENUES		14,960.00CR	0.00	9,149.40CR	5,810.60CR	0%	61%
246-513-110-0000	5th & 6th Grade Certified Salaries		0.00	0.00			
246-513-210-0000	5th & 6th Grade Cert Retirement		0.00	0.00			
246-513-220-0000	5th & 6th Grade Certified FICA		0.00	0.00			
246-513-240-0000	5th & 6th Grade Cert Health & Life		0.00	0.00			
246-513-280-0000	5th & 6th Grade Sick Leave		0.00	0.00			
246-513-320-0000	5th & 6th Grade Purchased Services		0.00	0.00			
246-513-380-0000	5th & 6th Grade Travel		0.00	0.00			
246-513-410-0000	5th & 6th Grade Supplies	7,480.00	0.00	0.00	7,480.00	0%	0%
246-514-110-0000	7th & 8th Grade Certified Salaries		0.00	0.00			
246-514-210-0000	7th & 8th Grade Cert Retirement		0.00	0.00			
246-514-220-0000	7th & 8th Grade Certified FICA		0.00	0.00			
246-514-240-0000	7th & 8th Grade Cert Health & Life		0.00	0.00			
246-514-280-0000	7th & 8th Grade Cert Sick Leave		0.00	0.00			
246-515-111-0000	Classified Salaries		1,500.00	9,775.00			
246-515-221-0000	FICA		114.75	747.79			
246-515-410-0000	Supplies	7,480.00	0.00	1,822.01	5,657.99	0%	24%
TOTAL EXPENSES		14,960.00	1,614.75	12,344.80	2,615.20	11%	83%
			0.00	0.00			



ACCT #	ACCT NAME	BUDGETED	MTD ACTIVITY	YTD ACTIVITY	BALANCE	MTD%	YTD%
	STATE LIBRARY GRANT						
247-439-000-0000	Other State Revenue	-----	0.00	0.00	-----	-----	-----
	TOTAL REVENUES	=====	0.00	0.00	=====	=====	=====
247-622-430-0000	Elementary Library Books	-----	0.00	0.00	-----	-----	-----
	TOTAL EXPENSES	=====	0.00	0.00	=====	=====	=====
			0.00	0.00			

DRAFT

ACCT #	ACCT NAME	BUDGETED	MTD ACTIVITY	YTD ACTIVITY	BALANCE	MTD%	YTD%
	CSI UP						
250-445-100-0000	Restricted Grant Income	122,903.00CR	11,290.70CR	102,721.20CR	20,181.80CR	9%	84%
	TOTAL REVENUES	122,903.00CR	11,290.70CR	102,721.20CR	20,181.80CR	9%	84%
250-513-110-0000	Salaries	40,000.00	0.00	0.00	40,000.00	0%	0%
250-513-210-0000	Retirement	8,000.00	0.00	0.00	8,000.00	0%	0%
250-513-220-0000	FICA		0.00	0.00			
250-513-240-0000	Health & Life Insurance		0.00	0.00			
250-513-280-0000	PERSI Sick Leave		0.00	0.00			
250-513-320-0000	Purchased Services		0.00	0.00			
250-513-410-0000	Supplies	5,903.00	0.00	0.00	5,903.00	0%	0%
250-514-110-0000	Salaries	69,000.00	2,781.25	28,530.75	40,469.25	4%	41%
250-514-210-0000	Retirement		0.00	582.09			
250-514-220-0000	FICA		212.75	2,156.63			
250-514-240-0000	Health & Life Insurance		625.55	4,983.01			
250-514-280-0000	PERSI Sick Leave		0.00	0.00			
250-514-320-0000	Purchased Services		0.00	1,800.00			
250-514-410-0000	Supplies		699.68	81,671.06			
250-920-810-0000	Transfers Out		0.00	12,844.35			
	TOTAL EXPENSES	122,903.00	4,319.23	132,567.89	9,664.89CR	4%	108%
			0.00	0.00			



ACCT #	ACCT NAME	BUDGETED	MTD ACTIVITY	YTD ACTIVITY	BALANCE	MTD%	YTD%
TITLE I-A							
251-445-100-0000	Restricted Grant Income	213,733.00CR	14,604.34CR	107,332.38CR	106,400.62CR	7%	50%
251-460-100-0000	Transfers In		0.00	12,844.35CR			
TOTAL REVENUES		213,733.00CR	14,604.34CR	120,176.73CR	93,556.27CR	7%	56%
251-512-110-0000	Salaries	137,000.00	10,531.24	96,114.58	40,885.42	8%	70%
251-512-111-0000	Elementary Aide Salaries		125.00	3,011.25			
251-512-160-0000	Title I Substitutes		0.00	0.00			
251-512-210-0000	Retirement	15,100.00	1,257.44	11,432.96	3,667.04	8%	76%
251-512-211-0000	Aide Retirement		14.93	359.59			
251-512-220-0000	FICA	9,750.00	804.08	7,314.67	2,435.33	8%	75%
251-512-221-0000	Aide FICA		8.03	213.46			
251-512-222-0000	Substitutes FICA		0.00	0.00			
251-512-240-0000	Health Insurance	30,150.00	1,886.62	16,996.46	13,153.54	6%	56%
251-512-241-0000	Aide Health & Life Insurance		16.60	155.52			
251-512-280-0000	Sick Leave		0.00	0.00			
251-512-281-0000	Aide Sick Leave		0.00	0.00			
251-512-320-0000	Purchased Services	18,733.00	0.00	0.00	18,733.00	0%	0%
251-512-410-0000	Supplies	2,500.00	275.00	1,286.77	1,213.23	11%	51%
251-512-550-0000	Capital Outlay		0.00	0.00			
251-513-110-0000	5th & 6th Grade Certified Salaries		0.00	0.00			
251-513-410-0000	Supplies		0.00	0.00			
251-514-110-0000	7th & 8th Grade Certified Salaries		0.00	0.00			
251-514-320-0000	Purchased Services	500.00	0.00	0.00	500.00	0%	0%
251-514-410-0000	7th & 8th Grade Supplies		0.00	0.00			
TOTAL EXPENSES		213,733.00	14,918.94	136,885.26	76,847.74	7%	64%
			314.60	16,708.53			



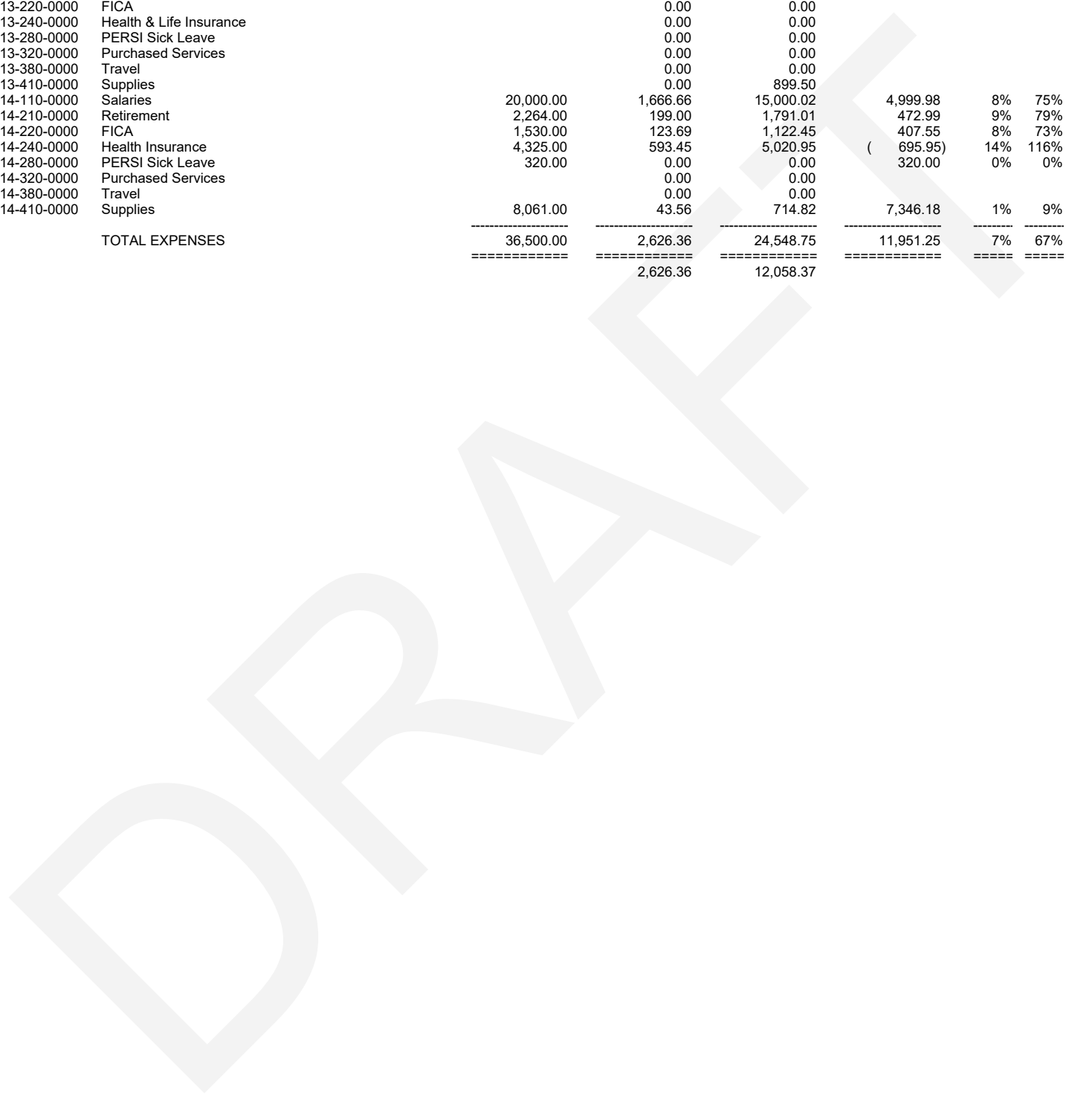
ACCT #	ACCT NAME	BUDGETED	MTD ACTIVITY	YTD ACTIVITY	BALANCE	MTD%	YTD%
	ESSER						
252-445-100-0000	Restricted Grant Income	153,530.00CR	0.00	154,561.00CR	1,031.00	0%	101%
	TOTAL REVENUES	153,530.00CR	0.00	154,561.00CR	1,031.00	0%	101%
252-513-110-0000	Salaries		0.00	0.00			
252-513-210-0000	Retirement		0.00	0.00			
252-513-220-0000	FICA		0.00	0.00			
252-513-240-0000	Health & Life Insurance		0.00	0.00			
252-513-280-0000	PERSI Sick Leave		0.00	0.00			
252-513-320-0000	Purchased Services		0.00	0.00			
252-513-410-0000	Supplies		0.00	0.00			
252-514-110-0000	Salaries		0.00	0.00			
252-514-210-0000	Retirement		0.00	0.00			
252-514-220-0000	FICA		0.00	0.00			
252-514-240-0000	Health Insurance		0.00	0.00			
252-514-280-0000	PERSI Sick Leave		0.00	0.00			
252-514-320-0000	Purchased Services		0.00	0.00			
252-514-410-0000	Supplies	18,258.11	0.00	0.00	18,258.11	0%	0%
252-611-110-0000	Guidance Salaries	41,450.64	0.00	41,450.64	0.00	0%	100%
252-611-200-0000	Guidance Benefits	15,626.78	0.00	15,626.78	0.00	0%	100%
252-664-110-0000	Maintenance Salaries	28,401.60	0.00	28,401.60	0.00	0%	100%
252-664-200-0000	Maintenance Benefits	13,071.43	0.00	13,071.43	0.00	0%	100%
252-664-410-0000	Maintenance Supplies-ESSERF		0.00	19,289.11			
252-710-110-0000	Food Service Salaries	26,344.27	0.00	26,344.27	0.00	0%	100%
252-710-200-0000	Food Service Benefits	10,377.17	0.00	10,377.17	0.00	0%	100%
	TOTAL EXPENSES	153,530.00	0.00	154,561.00	1,031.00CR	0%	101%

DRAFT

ACCT #	ACCT NAME	BUDGETED	MTD ACTIVITY	YTD ACTIVITY	BALANCE	MTD%	YTD%
TITLE I-C MIGRATORY CHILDREN							
Restricted Grant Income							
TOTAL REVENUES		0.00	0.00	0.00			
253-512-110-0000	Salaries	11,164.00	0.00	7,019.16	4,144.84	0%	63%
253-512-111-0000	Aides Salaries	26,427.00	2,815.43	26,317.31	109.69	11%	100%
253-512-160-0000	Migrant Substitutes	0.00	0.00	0.00			
253-512-210-0000	Retirement	1,336.00	0.00	838.09	497.91	0%	63%
253-512-211-0000	Aides Retirement	3,163.00	336.16	3,142.33	20.67	11%	99%
253-512-220-0000	FICA	854.00	202.99	2,422.33	(1,568.33)	24%	284%
253-512-221-0000	Aides FICA	2,022.00	0.00	0.00	2,022.00	0%	0%
253-512-240-0000	Health Insurance	1,682.00	30.38	1,387.75	294.25	2%	83%
253-512-241-0000	Aides Health & Life Insurance	7,500.00	602.03	4,887.40	2,612.60	8%	65%
253-512-280-0000	Sick Leave	0.00	0.00	0.00			
253-512-281-0000	Aides Sick Leave	0.00	0.00	0.00			
253-512-320-0000	Purchased Services	11,255.00	0.00	0.00	11,255.00	0%	0%
253-512-410-0000	Supplies	2,500.00	0.00	2,973.31	(473.31)	0%	119%
253-512-550-0000	Capital Outlay	0.00	0.00	0.00			
253-514-110-0000	Salaries	0.00	0.00	0.00			
TOTAL EXPENSES		67,903.00	3,986.99	48,987.68	18,915.32	6%	72%
		0.00	0.00	0.00			



ACCT #	ACCT NAME	BUDGETED	MTD ACTIVITY	YTD ACTIVITY	BALANCE	MTD%	YTD%
GEAR UP							
254-445-100-0000	Restricted Grant Income	36,500.00CR	0.00	12,490.38CR	24,009.62CR	0%	34%
254-460-100-0000	Transfers In		0.00	0.00			
TOTAL REVENUES		36,500.00CR	0.00	12,490.38CR	24,009.62CR	0%	34%
=====							
254-513-110-0000	Salaries		0.00	0.00			
254-513-210-0000	Retirement		0.00	0.00			
254-513-220-0000	FICA		0.00	0.00			
254-513-240-0000	Health & Life Insurance		0.00	0.00			
254-513-280-0000	PERSI Sick Leave		0.00	0.00			
254-513-320-0000	Purchased Services		0.00	0.00			
254-513-380-0000	Travel		0.00	0.00			
254-513-410-0000	Supplies		0.00	899.50			
254-514-110-0000	Salaries	20,000.00	1,666.66	15,000.02	4,999.98	8%	75%
254-514-210-0000	Retirement	2,264.00	199.00	1,791.01	472.99	9%	79%
254-514-220-0000	FICA	1,530.00	123.69	1,122.45	407.55	8%	73%
254-514-240-0000	Health Insurance	4,325.00	593.45	5,020.95	(695.95)	14%	116%
254-514-280-0000	PERSI Sick Leave	320.00	0.00	0.00	320.00	0%	0%
254-514-320-0000	Purchased Services		0.00	0.00			
254-514-380-0000	Travel		0.00	0.00			
254-514-410-0000	Supplies	8,061.00	43.56	714.82	7,346.18	1%	9%
TOTAL EXPENSES		36,500.00	2,626.36	24,548.75	11,951.25	7%	67%
			2,626.36	12,058.37			



ACCT #	ACCT NAME	BUDGETED	MTD ACTIVITY	YTD ACTIVITY	BALANCE	MTD%	YTD%
	TITLE VI-B SCHOOL AGE						
257-445-100-0000	Restricted Grant Income		0.00	0.00			
257-445-600-0000	Federal Grant - Title VI-B	247,929.00CR	14,535.84CR	88,382.43CR	159,546.57CR	6%	36%
	TOTAL REVENUES	247,929.00CR	14,535.84CR	88,382.43CR	159,546.57CR	6%	36%
257-521-110-0000	Salaries	40,500.00	3,333.33	29,750.01	10,749.99	8%	73%
257-521-111-0000	Salaries - Aides	109,500.00	6,161.89	46,646.04	62,853.96	6%	43%
257-521-210-0000	Retirement	4,848.00	398.00	3,552.15	1,295.85	8%	73%
257-521-211-0000	Aides Retirement	13,107.00	827.32	6,315.21	6,791.79	6%	48%
257-521-220-0000	FICA	3,098.00	255.00	2,272.85	825.15	8%	73%
257-521-221-0000	Aides FICA	8,377.00	527.05	4,015.32	4,361.68	6%	48%
257-521-240-0000	Health Insurance	7,500.00	573.90	5,343.96	2,156.04	8%	71%
257-521-241-0000	Health Insurance - Aides	13,071.00	1,917.18	15,567.87	(2,496.87)	15%	119%
257-521-280-0000	Sick Leave		0.00	0.00			
257-521-281-0000	Aides Sick Leave		0.00	0.00			
257-521-320-0000	Purchased Services	47,928.00	18,398.41	41,857.27	6,070.73	38%	87%
257-521-322-0000	Match Payments		0.00	0.00			
257-521-410-0000	Supplies		0.00	2,095.32			
257-521-550-0000	Capital Outlay		0.00	0.00			
	TOTAL EXPENSES	247,929.00	32,392.08	157,416.00	90,513.00	13%	63%



ACCT #	ACCT NAME	BUDGETED	MTD ACTIVITY	YTD ACTIVITY	BALANCE	MTD%	YTD%
258-445-600-0000	TITLE VI-B PRE-SCHOOL Federal Grant - Title VI-B	11,059.00CR	733.33CR	5,610.91CR	5,448.09CR	7%	51%
	TOTAL REVENUES	11,059.00CR	733.33CR	5,610.91CR	5,448.09CR	7%	51%
258-522-110-0000	Salaries		0.00	0.00			
258-522-111-0000	Aides Salaries	11,059.00	767.08	6,959.99	4,099.01	7%	63%
258-522-210-0000	Retirement		0.00	0.00			
258-522-211-0000	Aides Retirement		0.00	85.32			
258-522-220-0000	FICA		0.00	0.00			
258-522-221-0000	Aides FICA		0.00	53.16			
258-522-240-0000	Health Insurance		0.00	0.00			
258-522-241-0000	Aides Health & Life Insurance		0.00	36.10			
258-522-280-0000	Sick Leave		0.00	0.00			
258-522-281-0000	Aides Sick Leave		0.00	0.00			
258-522-320-0000	Purchased Services		0.00	0.00			
258-522-410-0000	Supplies		0.00	0.00			
258-522-550-0000	Capital Outlay		0.00	0.00			
	TOTAL EXPENSES	11,059.00	767.08	7,134.57	3,924.43	7%	65%

DRAFT

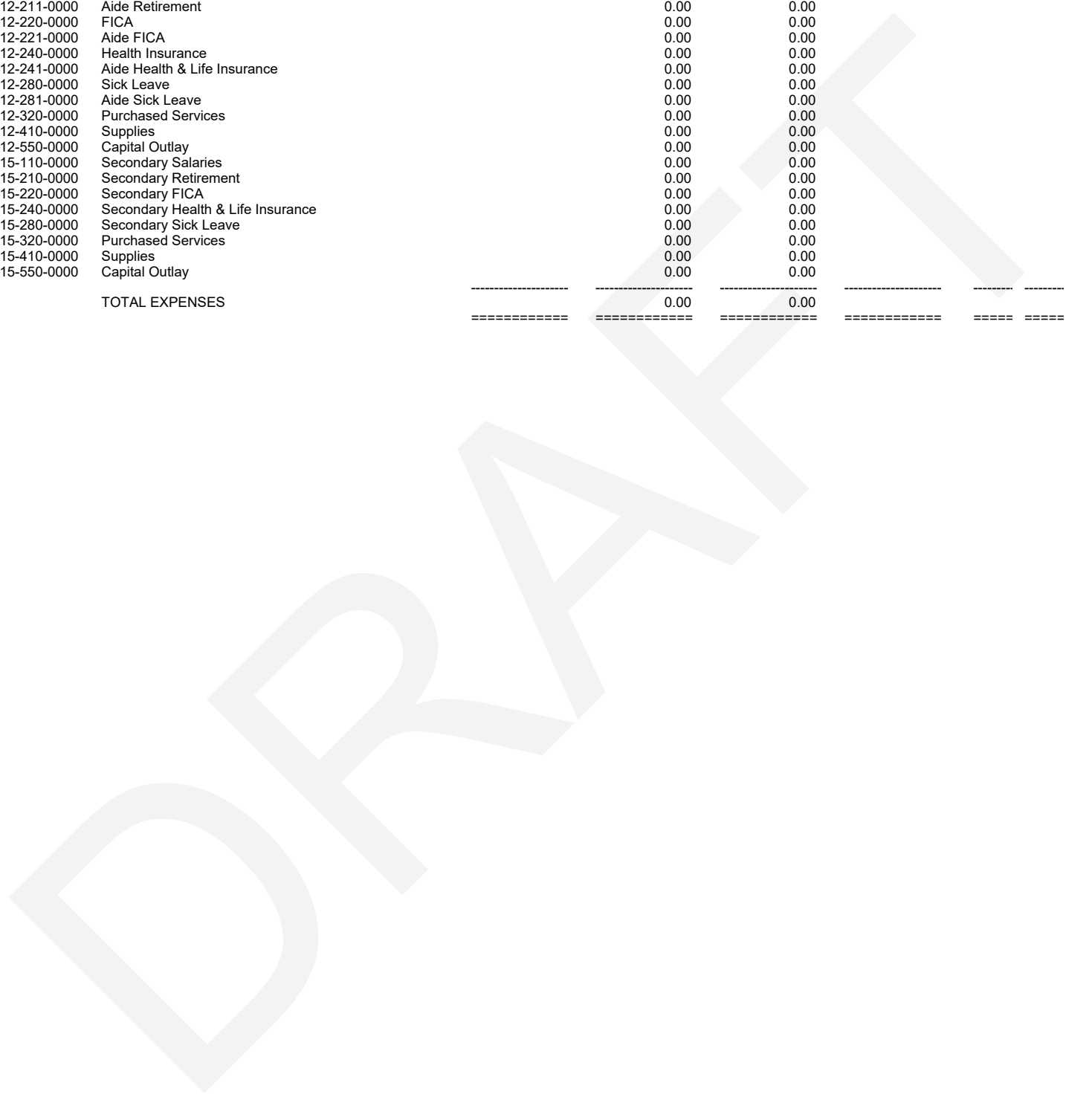
ACCT #	ACCT NAME	BUDGETED	MTD ACTIVITY	YTD ACTIVITY	BALANCE	MTD%	YTD%
SCHOOL-BASED MEDICAID							
260-431-900-0000	Other State Support	250,000.00CR	0.00	91,230.93CR	158,769.07CR	0%	36%
260-460-100-0000	Transfers In		0.00	0.00			
	TOTAL REVENUES	250,000.00CR	0.00	91,230.93CR	158,769.07CR	0%	36%
=====							
260-521-110-0000	Special Ed Salaries	48,000.00	4,789.58	39,956.26	8,043.74	10%	83%
260-521-111-0000	Paraprofessional Salaries	39,000.00	1,375.68	16,974.12	22,025.88	4%	44%
260-521-114-0000	PSR Salaries	25,250.00	2,088.00	18,792.00	6,458.00	8%	74%
260-521-210-0000	Special Ed Retirement	13,500.00	985.45	9,041.31	4,458.69	7%	67%
260-521-220-0000	Special Ed FICA	8,750.00	587.97	5,406.74	3,343.26	7%	62%
260-521-240-0000	Special Ed Health Insurance	29,250.00	2,034.73	18,961.82	10,288.18	7%	65%
260-521-280-0000	Special Ed Sick Leave	2,000.00	0.00	0.00	2,000.00	0%	0%
260-521-320-0000	Special Ed Purchased Services	84,250.00	0.00	89,902.69	(5,652.69)	0%	107%
260-521-322-0000	Health & Welfare Match Payments		0.00	0.00			
260-521-410-0000	Special Ed Supplies		0.00	46.98			
260-521-550-0000	Special Ed Capital Outlay		0.00	0.00			
	TOTAL EXPENSES	250,000.00	11,861.41	199,081.92	50,918.08	5%	80%
=====							



ACCT #	ACCT NAME	BUDGETED	MTD ACTIVITY	YTD ACTIVITY	BALANCE	MTD%	YTD%
	TITLE IV-A, ESSA						
261-445-900-0000	Other Indirect Restricted Federal	18,571.00CR	0.00	0.00	18,571.00CR	0%	0%
261-460-000-0000	Transfers In		0.00	0.00			
	TOTAL REVENUES	18,571.00CR	0.00	0.00	18,571.00CR	0%	0%
		=====	=====	=====	=====	=====	=====
261-512-110-0000	Certified Salaries	18,571.00	0.00	0.00	18,571.00	0%	0%
261-512-111-0000	Paraprofessional Salaries		0.00	0.00			
261-512-210-0000	Certified Retirement		0.00	0.00			
261-512-211-0000	Paraprofessional Retirement		0.00	0.00			
261-512-220-0000	Certified FICA		0.00	0.00			
261-512-221-0000	Paraprofessional FICA		0.00	0.00			
261-512-240-0000	Certified Health & Life Ins		0.00	0.00			
261-512-241-0000	Paraprofessional Health Ins		0.00	0.00			
261-512-280-0000	Certified Sick Leave		0.00	0.00			
261-512-281-0000	Paraprofessional Sick Leave		0.00	0.00			
261-512-320-0000	Purchased Services		0.00	0.00			
261-512-410-0000	Supplies		0.00	0.00			
261-512-550-0000	Capital Outlay		0.00	0.00			
261-920-810-0000	Transfers Out		0.00	0.00			
	TOTAL EXPENSES	18,571.00	0.00	0.00	18,571.00	0%	0%
		=====	=====	=====	=====	=====	=====

DRAFT

ACCT #	ACCT NAME	BUDGETED	MTD ACTIVITY	YTD ACTIVITY	BALANCE	MTD%	YTD%
	RURAL & LOW INCOME						
262-445-900-0000	Other Indirect Restricted Federal		0.00	0.00			
	TOTAL REVENUES		0.00	0.00			
262-512-110-0000	Salaries		0.00	0.00			
262-512-111-0000	Aides Salaries		0.00	0.00			
262-512-210-0000	Retirement		0.00	0.00			
262-512-211-0000	Aide Retirement		0.00	0.00			
262-512-220-0000	FICA		0.00	0.00			
262-512-221-0000	Aide FICA		0.00	0.00			
262-512-240-0000	Health Insurance		0.00	0.00			
262-512-241-0000	Aide Health & Life Insurance		0.00	0.00			
262-512-280-0000	Sick Leave		0.00	0.00			
262-512-281-0000	Aide Sick Leave		0.00	0.00			
262-512-320-0000	Purchased Services		0.00	0.00			
262-512-410-0000	Supplies		0.00	0.00			
262-512-550-0000	Capital Outlay		0.00	0.00			
262-515-110-0000	Secondary Salaries		0.00	0.00			
262-515-210-0000	Secondary Retirement		0.00	0.00			
262-515-220-0000	Secondary FICA		0.00	0.00			
262-515-240-0000	Secondary Health & Life Insurance		0.00	0.00			
262-515-280-0000	Secondary Sick Leave		0.00	0.00			
262-515-320-0000	Purchased Services		0.00	0.00			
262-515-410-0000	Supplies		0.00	0.00			
262-515-550-0000	Capital Outlay		0.00	0.00			
	TOTAL EXPENSES		0.00	0.00			



ACCT #	ACCT NAME	BUDGETED	MTD ACTIVITY	YTD ACTIVITY	BALANCE	MTD%	YTD%
263-445-300-0000	PERKINS III Federal Grant - Perkins	14,000.00CR	0.00	16,207.94CR	2,207.94	0%	116%
	TOTAL REVENUES	14,000.00CR	0.00	16,207.94CR	2,207.94	0%	116%
263-656-110-0000	Salaries	3,300.00	104.32	3,483.81	(183.81)	3%	106%
263-656-210-0000	Retirement	375.00	12.46	416.01	(41.01)	3%	111%
263-656-220-0000	FICA	250.00	7.95	265.22	(15.22)	3%	106%
263-656-240-0000	Health & Life Insurance	450.00	12.55	385.88	64.12	3%	86%
263-656-280-0000	Sick Leave		0.00	0.00			
263-515-320-0000	Purchased Services	2,000.00	0.00	0.00	2,000.00	0%	0%
263-515-380-0000	Travel	2,000.00	0.00	0.00	2,000.00	0%	0%
263-515-410-0000	Supplies	5,625.00	0.00	12,345.06	(6,720.06)	0%	219%
263-515-550-0000	Capital Outlay		3,765.98	3,765.98			
	TOTAL EXPENSES	14,000.00	3,903.26	20,661.96	6,661.96CR	28%	148%



ACCT #	ACCT NAME	BUDGETED	MTD ACTIVITY	YTD ACTIVITY	BALANCE	MTD%	YTD%
	TITLE III						
270-445-100-0000	Restricted Grant Income		0.00	14,753.01CR			
270-445-900-0000	Other Indirect Restricted Federal	44,532.00CR	3,069.92CR	5,809.73CR	38,722.27CR	7%	13%
270-460-000-0000	Transfers In		0.00	0.00			
	TOTAL REVENUES	44,532.00CR	3,069.92CR	20,562.74CR	23,969.26CR	7%	46%
270-512-110-0000	Salaries		120.00	410.00			
270-512-111-0000	Aides Salaries	25,000.00	1,504.86	16,022.81	8,977.19	6%	64%
270-512-210-0000	Retirement		9.55	35.82			
270-512-211-0000	Aides Retirement	3,000.00	170.13	1,903.50	1,096.50	6%	63%
270-512-220-0000	FICA		123.67	1,254.32			
270-512-221-0000	Aides FICA	2,000.00	0.00	0.00	2,000.00	0%	0%
270-512-240-0000	Health Insurance		1.72	47.18			
270-512-241-0000	Aide Health & Life Insurance	7,500.00	348.56	5,565.46	1,934.54	5%	74%
270-512-280-0000	Sick Leave		0.00	0.00			
270-512-281-0000	Aides Sick Leave		0.00	0.00			
270-512-320-0000	Purchased Services		0.00	0.00			
270-512-380-0000	Travel		0.00	0.00			
270-512-410-0000	Supplies	7,032.00	0.00	0.00	7,032.00	0%	0%
270-512-550-0000	Capital Outlay		0.00	0.00			
270-515-110-0000	Salaries		0.00	0.00			
270-515-210-0000	Retirement		0.00	0.00			
270-515-220-0000	FICA		0.00	0.00			
270-515-240-0000	Health Insurance		0.00	0.00			
270-515-280-0000	Sick Leave		0.00	0.00			
270-515-320-0000	Purchased Services		0.00	0.00			
270-515-410-0000	Supplies		0.00	0.00			
270-515-550-0000	Capital Outlay		0.00	0.00			
	TOTAL EXPENSES	44,532.00	2,278.49	25,239.09	19,292.91	5%	57%



ACCT #	ACCT NAME	BUDGETED	MTD ACTIVITY	YTD ACTIVITY	BALANCE	MTD%	YTD%
271-445-900-0000	TITLE II-A IMPROVING TEACHER QUAL Other Indirect Restricted Federal	42,787.00CR	7,149.00CR	17,189.44CR	25,597.56CR	17%	40%
	TOTAL REVENUES	42,787.00CR	7,149.00CR	17,189.44CR	25,597.56CR	17%	40%
271-512-110-0000	Salaries		0.00	0.00			
271-512-111-0000	Aides Salaries		0.00	0.00			
271-512-210-0000	Retirement		0.00	0.00			
271-512-211-0000	Aides Retirement		0.00	0.00			
271-512-220-0000	FICA		0.00	0.00			
271-512-221-0000	Aides FICA		0.00	0.00			
271-512-240-0000	Health Insurance		0.00	0.00			
271-512-241-0000	Aide Health & Life Insurance		0.00	0.00			
271-512-280-0000	Sick Leave		0.00	0.00			
271-512-281-0000	Aides Sick Leave		0.00	0.00			
271-512-320-0000	Purchased Services	38,787.00	0.00	10,572.00	28,215.00	0%	27%
271-512-410-0000	Supplies	4,000.00	1,960.00	8,577.44	(4,577.44)	49%	214%
271-512-550-0000	Capital Outlay		0.00	0.00			
271-513-110-0000	5th & 6th Grade Certified Salaries		0.00	0.00			
271-514-110-0000	7th & 8th Grade Certified Salaries		0.00	0.00			
271-515-110-0000	Secondary Certified Salaries		0.00	0.00			
271-515-210-0000	Retirement		0.00	0.00			
271-515-220-0000	FICA		0.00	0.00			
271-515-240-0000	Health Insurance		0.00	0.00			
271-515-280-0000	Sick Leave		0.00	0.00			
271-920-810-0000	Transfers Out		0.00	0.00			
	TOTAL EXPENSES	42,787.00	1,960.00	19,149.44	23,637.56	5%	45%



ACCT #	ACCT NAME	BUDGETED	MTD ACTIVITY	YTD ACTIVITY	BALANCE	MTD%	YTD%
21ST CENTURY GRANT PROGRAM							
273-445-900-0000	Other Indirect Restricted Federal	143,640.00CR	10,859.70CR	93,429.96CR	50,210.04CR	8%	65%
	TOTAL REVENUES	143,640.00CR	10,859.70CR	93,429.96CR	50,210.04CR	8%	65%
=====							
273-512-110-0000	Salaries		0.00	0.00			
273-512-210-0000	Retirement		0.00	0.00			
273-512-220-0000	FICA		0.00	0.00			
273-512-240-0000	Health Insurance		0.00	0.00			
273-512-280-0000	PERSI Sick Leave		0.00	0.00			
273-512-320-0000	Purchased Services		0.00	0.00			
273-512-410-0000	Supplies		28.25	2,747.52			
273-513-110-0000	Salaries	99,607.50	6,804.08	73,832.26	25,775.24	7%	74%
273-513-210-0000	Retirement		0.00	0.00			
273-513-220-0000	FICA Expense	28,756.00	499.94	5,478.92	23,277.08	2%	19%
273-513-240-0000	Health & Life Insurance		99.85	889.10			
273-513-280-0000	PERSI Sick Leave		0.00	0.00			
273-513-320-0000	Purchased Services	1,400.00	0.00	0.00	1,400.00	0%	0%
273-513-410-0000	Supplies	650.00	0.00	0.00	650.00	0%	0%
273-514-110-0000	Salaries		0.00	0.00			
273-514-210-0000	Retirement		730.00	7,652.21			
273-514-220-0000	FICA		0.00	0.00			
273-514-240-0000	Health & Life Insurance		938.33	9,036.85			
273-514-280-0000	Sick Leave		0.00	0.00			
273-514-320-0000	Purchased Services		0.00	0.00			
273-514-410-0000	Supplies		0.00	0.00			
273-515-110-0000	Certified Salaries		0.00	0.00			
273-515-210-0000	Certified Retirement		0.00	0.00			
273-515-220-0000	Certified FICA		0.00	0.00			
273-515-240-0000	Certified Health & Life Insurance		0.00	0.00			
273-515-280-0000	Certified Sick Leave		0.00	0.00			
273-515-320-0000	Purchased Services		0.00	0.00			
273-515-410-0000	Supplies		0.00	0.00			
273-681-111-0000	21st Transportation	13,226.50	0.00	0.00	13,226.50	0%	0%
	TOTAL EXPENSES	143,640.00	9,100.45	99,636.86	44,003.14	6%	69%
=====							



ACCT #	ACCT NAME	BUDGETED	MTD ACTIVITY	YTD ACTIVITY	BALANCE	MTD%	YTD%
274-445-900-0000	21ST CENTURY SUPPLEMENTAL GRANTS Other Indirect Restricted Federal		0.00	0.00			
	TOTAL REVENUES		0.00	0.00			
274-513-110-0000	Salaries		0.00	0.00			
274-513-210-0000	Retirement		0.00	0.00			
274-513-220-0000	FICA Expense		0.00	0.00			
274-513-240-0000	Health & Life Insurance		0.00	0.00			
274-513-280-0000	PERSI Sick Leave		0.00	0.00			
274-513-320-0000	Purchased Services		0.00	0.00			
274-513-410-0000	Supplies		0.00	0.00			
	TOTAL EXPENSES		0.00	0.00			


DRAFT

ACCT #	ACCT NAME	BUDGETED	MTD ACTIVITY	YTD ACTIVITY	BALANCE	MTD%	YTD%
283-445-100-0000	CHARACTER ED - LEARN & SERVE Restricted Grant Income		6,592.00CR	190,529.00CR			
	TOTAL REVENUES		6,592.00CR	190,529.00CR			
283-513-110-0000	Certified Salaries		0.00	0.00			
283-513-111-0000	Classified Salaries		0.00	0.00			
283-513-210-0000	Certified Retirement		0.00	0.00			
283-513-211-0000	Classified Retirement		0.00	0.00			
283-513-220-0000	Certified FICA		0.00	0.00			
283-513-221-0000	Classified FICA		0.00	0.00			
283-513-240-0000	Certified Health & Accident Insura		0.00	0.00			
283-513-241-0000	Classified Health & Life		0.00	0.00			
283-513-280-0000	Certified Sick Leave		0.00	0.00			
283-513-281-0000	Classified Sick Leave		0.00	0.00			
283-513-410-0000	Supplies		0.00	0.00			
283-514-110-0000	Salaries		0.00	0.00			
283-514-210-0000	Retirement		0.00	0.00			
283-514-220-0000	FICA		0.00	0.00			
283-514-240-0000	Health & Life Insurance		0.00	0.00			
283-514-280-0000	Sick Leave		0.00	0.00			
283-514-320-0000	Purchased Services		0.00	0.00			
283-514-410-0000	Supplies		0.00	0.00			
283-514-550-0000	Capital Outlay		0.00	0.00			
283-623-320-0000	Classroom Technology Purchased Serv		0.00	9,200.00			
283-623-410-0000	Technology Supplies		949.00	178,105.42			
283-656-320-0000	Administrative Purchased Services		0.00	0.00			
283-656-410-0000	Administrative Supplies		0.00	0.00			
	TOTAL EXPENSES		949.00	187,305.42			

DRAFT

ACCT #	ACCT NAME	BUDGETED	MTD ACTIVITY	YTD ACTIVITY	BALANCE	MTD%	YTD%
CHILD NUTRITION							
290-415-100-0000	Investment Earnings	30.00CR	2.77CR	14.98CR	15.02CR	9%	50%
290-416-200-0000	Meal Sales	40,000.00CR	25.00CR	15,589.80CR	24,410.20CR	0%	39%
290-419-200-0000	Donations/Contributions		0.00	0.00			
290-419-900-0000	Other Local Revenue		0.00	12,077.50CR			
290-419-910-0000	Resale		0.00	0.00			
290-445-500-0000	Child Nutrition Reimbursement-Lunc	240,000.00CR	35,420.40CR	173,195.62CR	66,804.38CR	15%	72%
290-445-501-0000	Child Nutrition Reimbursement-FFVP	40,000.00CR	3,884.25CR	19,308.40CR	20,691.60CR	10%	48%
290-445-502-0000	Child Nutrition Reimburse-Brea	55,000.00CR	6,590.16CR	35,010.22CR	19,989.78CR	12%	64%
290-445-503-0000	Child Nutrition Reimburse-Snack	5,500.00CR	0.00	360.00CR	5,140.00CR	0%	7%
290-445-504-0000	Summer Food Program		0.00	3,140.31CR			
290-445-510-0000	Child Nutrition Reimburse-CC	3,000.00CR	989.06CR	5,869.97CR	2,869.97	33%	196%
290-445-900-0000	Commodities Revenue		0.00	0.00			
	TOTAL REVENUES	383,530.00CR	46,911.64CR	264,566.80CR	118,963.20CR	12%	69%
290-710-110-0000	Child Nutrition Director Salaries	31,000.00	2,713.79	17,466.61	13,533.39	9%	56%
290-710-111-0000	Child Nutrition Managers	37,175.00	2,802.48	25,502.92	11,672.08	8%	69%
290-710-112-0000	Child Nutrition Cooks	60,000.00	3,672.08	18,100.24	41,899.76	6%	30%
290-710-160-0000	Child Nutrition Substitutes		0.00	0.00			
290-710-210-0000	Retirement	15,500.00	1,025.68	6,665.83	8,834.17	7%	43%
290-710-220-0000	FICA		0.00	0.00			
290-710-240-0000	Health Insurance	29,000.00	1,822.24	7,935.03	21,064.97	6%	27%
290-710-270-0000	Workers Compensation		0.00	0.00			
290-710-280-0000	Sick Leave		0.00	0.00			
290-710-320-0000	Purchased Services	2,000.00	0.00	1,526.75	473.25	0%	76%
290-710-330-0000	Utilities		0.00	0.00			
290-710-410-0000	Supplies	8,855.00	3,915.01	20,166.47	(11,311.47)	44%	228%
290-710-450-0000	Food Costs	200,000.00	36,756.61	175,161.71	24,838.29	18%	88%
290-710-451-0000	Commodity Costs		0.00	2,024.60			
290-710-490-0000	Sales Tax Expense		7.11	41.90			
290-710-550-0000	Capital Outlay		0.00	11,212.50			
290-950-850-0000	Contingency		0.00	0.00			
290-999-999-0000	Suspense - Returned Checks		0.00	0.00			
	TOTAL EXPENSES	383,530.00	52,715.00	285,804.56	97,725.44	14%	75%

ACCT #	ACCT NAME	BUDGETED	MTD ACTIVITY	YTD ACTIVITY	BALANCE	MTD%	YTD%
BOND REDEMPTION & INTEREST							
310-412-500-0000	Property Taxes	1,160,000.00CR	0.00	901,259.37CR	258,740.63CR	0%	78%
310-413-000-0000	Interest and Penalty		0.00	2,942.76CR			
310-415-100-0000	Investment Earnings		160.91CR	2,546.20CR			
310-438-000-0000	Personal Property Tax	13,500.00CR	0.00	13,881.30CR	381.30	0%	103%
310-439-100-0000	Other State Revenue	120,000.00CR	0.00	162,990.89CR	42,990.89	0%	136%
	TOTAL REVENUES	1,293,500.00CR	160.91CR	1,083,620.52CR	209,879.48CR	0%	84%
<hr/>							
310-910-410-0000	Supplies		0.00	0.00			
310-910-610-0000	Principal Payments - H.S.		0.00	0.00			
310-910-611-0000	Principal Payments - M.S.		0.00	310,000.00	0.00	0%	100%
310-910-612-0000	Principal Payments E.S.	345,000.00	0.00	345,000.00	0.00	0%	100%
310-910-620-0000	Interest Payments - H.S.		0.00	0.00			
310-910-621-0000	Interest Payments - M.S.	18,721.00	0.00	6,806.05	11,914.95	0%	36%
310-910-622-0000	Interest Payments - E.S.	331,287.00	0.00	212,011.29	119,275.71	0%	64%
	TOTAL EXPENSES	1,005,008.00	0.00	873,817.34	131,190.66	0%	87%




ACCT #	ACCT NAME	BUDGETED	MTD ACTIVITY	YTD ACTIVITY	BALANCE	MTD%	YTD%
FACILITIES FUND							
410-411-200-0000	Supplemental Levy Proceeds	355,000.00CR	0.00	220,928.86CR	134,071.14CR	0%	62%
410-412-500-0000	Bond & Interest Proceeds		0.00	0.00			
410-415-100-0000	Investment Earnings		0.00	0.00			
	TOTAL REVENUES	355,000.00CR	0.00	220,928.86CR	134,071.14CR	0%	62%
=====							
410-664-320-0000	Purchased Services		0.00	9,326.62			
410-664-410-0000	Facilities Supplies		0.00	13,223.25			
410-664-550-0000	Facilities Capital Outlay	355,000.00	2,611.70	152,688.97	202,311.03	1%	43%
410-810-550-0000	Construction Capital Outlay		0.00	0.00			
410-810-551-0000	Construction - Furniture		0.00	0.00			
410-810-552-0000	Construction - Technology		0.00	0.00			
410-810-553-0000	Construction - Telephones		0.00	0.00			
410-920-800-0000	Transfers Out		0.00	0.00			
	TOTAL EXPENSES	355,000.00	2,611.70	175,238.84	179,761.16	1%	49%
=====							



ACCT #	ACCT NAME	BUDGETED	MTD ACTIVITY	YTD ACTIVITY	BALANCE	MTD%	YTD%
RECREATIONAL FACILITIES FUND							
415-415-100-0000	Earnings on Investments		0.00	0.00			
415-419-200-0000	Donations		0.00	0.00			
	TOTAL REVENUES	-----	0.00	0.00	-----	-----	-----
		=====	=====	=====	=====	=====	=====
415-664-410-0000	Maintenance Supplies		0.00	0.00			
415-810-550-0000	Capital Outlay		0.00	0.00			
	TOTAL EXPENSES	-----	0.00	0.00	-----	-----	-----
		=====	=====	=====	=====	=====	=====

DRAFT

ACCT #	ACCT NAME	BUDGETED	MTD ACTIVITY	YTD ACTIVITY	BALANCE	MTD%	YTD%
PLANT FACILITIES							
420-419-900-0000	Other Local Income		0.00	0.00			
420-437-100-0000	Lottery Revenue	68,500.00CR	0.00	83,014.00CR	14,514.00	0%	121%
420-437-200-0000	Additional State Maintenance	9,000.00CR	0.00	2,620.00CR	6,380.00CR	0%	29%
420-460-000-0000	Transfers In		0.00	0.00			
	TOTAL REVENUES	77,500.00CR	0.00	85,634.00CR	8,134.00	0%	110%
DR							
420-513-550-0000	Middle School Capital Outlay		0.00	0.00			
420-515-550-0000	Capital Outlay		0.00	0.00			
420-664-110-0000	Maintenance Salaries	45,000.00	38,998.82	38,998.82	6,001.18	87%	87%
420-664-210-0000	Maintenance Retirement	5,400.00	4,656.45	4,656.45	743.55	86%	86%
420-664-220-0000	Maintenance FICA	3,600.00	2,969.83	2,969.83	630.17	82%	82%
420-664-240-0000	Maintenance Health Insurance	7,600.00	5,562.55	5,562.55	2,037.45	73%	73%
420-664-280-0000	Maintenance Sick Leave		0.00	0.00			
420-664-320-0000	Maintenance Purchased Services	7,700.00	0.00	0.00	7,700.00	0%	0%
420-664-410-0000	Maintenance Supplies	8,200.00	0.00	0.00	8,200.00	0%	0%
420-664-550-0000	Capital Outlay		0.00	0.00			
	TOTAL EXPENSES	77,500.00	52,187.65	52,187.65	25,312.35	67%	67%



ACCT #	ACCT NAME	BEG BALANCE	MTD ACTIVITY	YTD BALANCE
	GENERAL FUND			
100-111-100-0000	General Checking - Pooled Cash	219,930.45	40,573.56	260,504.01
101-111-100-0000	General Checking - Pooled Cash	67,679.40	11,667.91CR	56,011.49
102-111-100-0000	Pooled Cash - Id Rebounds-CVRF	19,165.04	22,304.00CR	3,138.96CR
103-111-100-0000	General Checking - Pooled Cash	0.00	0.00	0.00
105-111-100-0000	General Checking - Pooled Cash	7,781.66CR	433.90CR	8,215.56CR
107-111-100-0000	General Checking - Pooled Cash	4,409.37	0.00	4,409.37
110-111-100-0000	General Checking - Pooled Cash	38,783.19	5,879.53CR	32,903.66
100-111-200-0000	USB - Payroll Tax Account	0.00	0.00	0.00
100-111-300-0000	Petty Cash	4.13	0.00	4.13
100-112-100-0000	Investments - State Treasurer	2,353,883.32	499,640.73CR	1,854,242.59
100-112-500-0000	Prepaid Expenses	0.00	0.00	0.00
100-113-100-0000	Property Taxes Receivable	3,699.11	0.00	3,699.11
100-114-100-0000	Grant Receivable	0.00	0.00	0.00
100-114-150-0000	Other State Support Receivable	0.00	0.00	0.00
100-114-160-0000	Ag Replacement Tax Receivable	0.00	0.00	0.00
100-114-180-0000	Other State Revenue Receivable	0.00	0.00	0.00
100-114-200-0000	Due From School Lunch Program	162,548.78	12,036.27	174,585.05
100-114-205-0000	Accrued School Lunch Receivable	0.33	0.00	0.33
100-114-245-0000	Due from Hot Lunch - HRA	0.00	0.00	0.00
100-114-300-0000	Miscellaneous Receivable	0.00	0.00	0.00
100-114-301-0000	Miscellaneous Receivable	0.00	0.00	0.00
100-114-302-0000	Miscellaneous Receivable	0.00	0.00	0.00
100-114-400-0000	Due from Other Funds	8,251.25	0.00	8,251.25
100-114-500-0000	Accounts Receivable	0.00	0.00	0.00
101-114-500-0000	Accounts Receivable	0.00	0.00	0.00
103-114-500-0000	Accounts Receivable	0.00	0.00	0.00
105-114-500-0000	Accounts Receivable	0.00	0.00	0.00
107-114-500-0000	Accounts Receivable	0.00	0.00	0.00
110-114-500-0000	Accounts Receivable	0.00	0.00	0.00
100-114-900-0000	Due To/Due From	0.00	0.00	0.00
101-114-900-0000	Due to/From	0.00	0.00	0.00
103-114-900-0000	Due To/From	0.00	0.00	0.00
105-114-900-0000	Due To/From	0.00	0.00	0.00
110-114-900-0000	Due To/From	0.00	0.00	0.00
100-211-100-0000	Due to Other Funds	34,485.37	34,485.36CR	0.01
100-213-000-0000	Accrual Contra Account	0.00	0.00	0.00
101-213-000-0000	Accounts Payable	0.00	0.00	0.00
102-213-000-0000	Accounts Payable	0.00	0.00	0.00
103-213-000-0000	Accounts Payable	0.00	0.00	0.00
105-213-000-0000	Accounts Payable	0.00	0.00	0.00
107-213-000-0000	Accounts Payable	0.00	0.00	0.00
110-213-000-0000	Accounts Payable	0.00	0.00	0.00
100-213-100-0000	Accounts Payable	0.00	0.00	0.00
100-213-150-0000	Encumbrances Payable	0.00	0.00	0.00
101-213-150-0000	Encumbrances Payable	0.00	0.00	0.00
103-213-150-0000	Encumbrances Payable	0.00	0.00	0.00
105-213-150-0000	Encumbrances Payable	0.00	0.00	0.00
107-213-150-0000	Encumbrances Payable	0.00	0.00	0.00
110-213-150-0000	Encumbrances Payable	0.00	0.00	0.00
100-214-100-0000	Contracts Payable	791,796.39CR	0.00	791,796.39CR
102-214-100-0000	Contracts Payable	0.00	0.00	0.00
105-214-100-0000	Contracts Payable	0.00	0.00	0.00
110-214-100-0000	Contracts Payable	0.00	0.00	0.00
100-217-100-0000	Salaries Payable	0.00	0.00	0.00
101-217-100-0000	Salaries Payable	0.00	0.00	0.00
103-217-100-0000	Salaries Payable	0.00	0.00	0.00
105-217-100-0000	Salaries Payable	0.00	0.00	0.00
107-217-100-0000	Salaries Payable	0.00	0.00	0.00
110-217-100-0000	Salaries Payable	0.00	0.00	0.00
100-218-100-0000	FICA/Federal Withholding	0.00	0.00	0.00
101-218-100-0000	FICA/Federal Withholding Payable	0.00	0.00	0.00
102-218-100-0000	FICA/Federal Tax Payable	0.00	0.00	0.00
103-218-100-0000	FICA/Federal Withholding	0.00	0.00	0.00
105-218-100-0000	FICA/Federal Withholding	0.00	0.00	0.00
107-218-100-0000	FICA/Federal Withholding Payable	0.00	0.00	0.00
110-218-100-0000	FICA/Federal Tax Payable	0.00	0.00	0.00
100-218-200-0000	State Tax Withholding	0.00	0.00	0.00
101-218-200-0000	State Tax Withholding	0.00	0.00	0.00
102-218-200-0000	State Tax Payable	0.00	0.00	0.00
103-218-200-0000	State Tax Withholding	0.00	0.00	0.00
105-218-200-0000	State Tax Withholding	0.00	0.00	0.00
107-218-200-0000	State Tax Withholding	0.00	0.00	0.00
110-218-200-0000	State Tax Payable	0.00	0.00	0.00
100-218-300-0000	PERSI Withholding	0.00	0.00	0.00
101-218-300-0000	PERSI Withholding	0.00	0.00	0.00
102-218-300-0000	PERSI Payable	0.00	0.00	0.00
103-218-300-0000	PERSI Withholding	0.00	0.00	0.00
105-218-300-0000	PERSI Withholding	0.00	0.00	0.00
107-218-300-0000	PERSI Withholding	0.00	0.00	0.00
110-218-300-0000	PERSI Payble	0.00	0.00	0.00
100-218-400-0000	Blue Cross Withholding	0.00	57.77CR	57.77CR
101-218-400-0000	Blue Cross Withholding	0.00	0.00	0.00
103-218-400-0000	Blue Cross Withholding	0.00	0.00	0.00
105-218-400-0000	Blue Cross Withholding	0.00	0.00	0.00
107-218-400-0000	Blue Cross Withholding	0.00	0.00	0.00
110-218-400-0000	Blue Cross Payable	0.00	0.00	0.00
100-218-800-0000	Miscellaneous Withholding	105.95	0.00	105.95
101-218-800-0000	Miscellaneous Withholding	0.00	0.00	0.00
103-218-800-0000	Miscellaneous Withholding	0.00	0.00	0.00
105-218-800-0000	Miscellaneous Withholding	0.00	0.00	0.00
107-218-800-0000	Miscellaneous Withholding	0.00	0.00	0.00
110-218-800-0000	Miscellaneous Payable	0.00	0.00	0.00

ACCT #	ACCT NAME	BEG BALANCE	MTD ACTIVITY	YTD BALANCE
100-219-100-0000	AFLAC Flex Account Payable	0.00	0.00	0.00
100-221-100-0000	Deferred Revenue	4,215.24CR	0.00	4,215.24CR
100-320-001-0000	Beginning Fund Balance	0.00	0.00	0.00
101-320-001-0000	Beginning Fund Balance	0.00	0.00	0.00
102-320-001-0000	Beginning Fund Balance	0.00	0.00	0.00
103-320-001-0000	Beginning Fund Balance	0.00	0.00	0.00
105-320-001-0000	Beginning Fund Balance	0.00	0.00	0.00
107-320-001-0000	Beginning Fund Balance	0.00	0.00	0.00
110-320-001-0000	Beginning Fund Balance	0.00	0.00	0.00
111-320-001-0000	Beginning Fund Balance	0.00	0.00	0.00
100-320-002-0000	Adjustment to Fund Balance	0.00	0.00	0.00
100-320-100-0000	Fund Balance	1,218,405.30CR	521,859.37	696,545.93CR
101-320-100-0000	Fund Balance	32,590.99	0.00	32,590.99
102-320-100-0000	Fund Balance	0.00	0.00	0.00
103-320-100-0000	Fund Balance	83,728.27	0.00	83,728.27
105-320-100-0000	Fund Balance	1,609.35CR	0.00	1,609.35CR
107-320-100-0000	Fund Balance	16,197.49	0.00	16,197.49
110-320-100-0000	Fund Balance	24,109.92CR	0.00	24,109.92CR
	Revenues over Expenditures	997,544.58	0.00	997,544.58
	RESTRICTED CONTRIBUTIONS			
111-111-100-0000	General Checking - Pooled Cash	0.00	0.00	0.00
111-114-500-0000	Accounts Receivable	0.00	0.00	0.00
111-114-900-0000	Due To/From	0.00	0.00	0.00
111-213-000-0000	Accounts Payable	0.00	0.00	0.00
111-213-150-0000	Encumbrances Payable	0.00	0.00	0.00
111-214-400-0000	Due to Other Funds	0.00	0.00	0.00
111-320-100-0000	Fund Balance	8,875.00	0.00	8,875.00
	Revenues over Expenditures	8,875.00	0.00	8,875.00
	MONSANTO GRANT			
233-111-100-0000	General Checking - Pooled Cash	0.00	0.00	0.00
233-114-500-0000	Accounts Receivable	0.00	0.00	0.00
233-114-900-0000	Due To/From	0.00	0.00	0.00
233-213-000-0000	Accounts Payable	0.00	0.00	0.00
233-213-150-0000	Encumbrances Payable	0.00	0.00	0.00
233-320-001-0000	Beginning Fund Balance	0.00	0.00	0.00
233-320-100-0000	Fund Balance	0.00	0.00	0.00
	Revenues over Expenditures	0.00	0.00	0.00
	DRIVER'S EDUCATION			
241-111-100-0000	General Checking - Pooled Cash	6,150.89	841.03CR	5,309.86
241-111-200-0000	USB - Payroll Tax Account	0.00	0.00	0.00
241-113-800-0000	State Driver's Ed Receivable	0.00	0.00	0.00
241-114-100-0000	Due From Other Funds	0.00	0.00	0.00
241-114-110-0000	Fees Receivable	0.00	0.00	0.00
241-114-500-0000	Accounts Receivable	0.00	0.00	0.00
241-114-900-0000	Due To/Due From	0.00	0.00	0.00
241-211-100-0000	Due to Other Funds	0.00	0.00	0.00
241-213-000-0000	Accounts Payable	0.00	0.00	0.00
241-213-150-0000	Encumbrances Payable	0.00	0.00	0.00
241-217-100-0000	Salaries Payable	0.03	0.00	0.03
241-218-100-0000	FICA/Federal Withholding	0.00	0.00	0.00
241-218-200-0000	State Tax Withholding	0.00	0.00	0.00
241-218-300-0000	PERSI Withholding	0.00	0.00	0.00
241-218-400-0000	Blue Cross Withholding	0.00	0.00	0.00
241-218-800-0000	Miscellaneous Withholding	0.00	0.00	0.00
241-320-001-0000	Beginning Fund Balance	15,191.01CR	0.00	15,191.01CR
241-320-100-0000	Fund Balance	2,965.98CR	841.03	2,124.95CR
	Revenues over Expenditures	12,006.07CR	0.00	12,006.07CR
	PTE - BUSINESS TECHNOLOGY			
242-111-100-0000	General Checking - Pooled Cash	21,249.26	1,175.67CR	20,073.59
242-114-100-0000	Grant Receivable	0.00	0.00	0.00
242-114-500-0000	Accounts Receivable	0.00	0.00	0.00
242-114-900-0000	Due To/Due From	0.00	0.00	0.00
242-213-000-0000	Accounts Payable	0.00	0.00	0.00
242-213-150-0000	Encumbrances Payable	0.00	0.00	0.00
242-214-100-0000	Contracts Payable	470.65CR	0.00	470.65CR
242-217-100-0000	Salaries Payable	0.00	0.00	0.00
242-218-100-0000	FICA/Federal Tax Payable	0.00	0.00	0.00
242-218-200-0000	State Income Tax Payable	0.00	0.00	0.00
242-218-300-0000	PERSI Payable	0.00	0.00	0.00
242-218-400-0000	Health Insurance Payable	0.00	0.00	0.00
242-218-800-0000	Miscellaneous Payable	0.00	0.00	0.00
242-320-001-0000	Beginning Fund Balance	1,974.47CR	0.00	1,974.47CR
242-320-100-0000	Fund Balance	16,303.25CR	1,175.67	15,127.58CR
	Revenues over Expenditures	2,500.89	0.00	2,500.89
	PTE - ENGINEERING TECHNOLOGY			
243-111-100-0000	General Checking - Pooled Cash	19,256.23	547.26CR	18,708.97
243-111-200-0000	USB-Payroll Tax Account	0.00	0.00	0.00
243-114-100-0000	Grant Receivable	0.00	0.00	0.00

ACCT #	ACCT NAME	BEG BALANCE	MTD ACTIVITY	YTD BALANCE
243-114-400-0000	DUE FROM OTHER FUNDS	0.00	0.00	0.00
243-114-500-0000	Accounts Receivable	0.00	0.00	0.00
243-114-900-0000	Due To/Due From	0.00	0.00	0.00
243-211-100-0000	Due to Other Funds	0.00	0.00	0.00
243-213-000-0000	Accounts Payable	0.00	0.00	0.00
243-213-150-0000	Encumbrances Payable	0.00	0.00	0.00
243-214-100-0000	Contracts Payable	532.93CR	0.00	532.93CR
243-217-100-0000	Salaries Payable	0.00	0.00	0.00
243-218-100-0000	FICA/Federal Withholding	0.00	0.00	0.00
243-218-200-0000	State Tax Withholding	0.00	0.00	0.00
243-218-300-0000	PERSI Withholding	0.00	0.00	0.00
243-218-400-0000	Blue Cross Withholding	0.00	0.00	0.00
243-218-800-0000	Miscellaneous Withholding	0.00	0.00	0.00
243-320-001-0000	Beginning Fund Balance	9,319.88CR	0.00	9,319.88CR
243-320-100-0000	Fund Balance	17,408.55CR	547.26	16,861.29CR
	Revenues over Expenditures	8,005.13CR	0.00	8,005.13CR
PTE - AG SCIENCE				
244-111-100-0000	General Checking - Pooled Cash	4,613.00	710.25CR	3,902.75
244-114-100-0000	Grant Receivable	0.00	0.00	0.00
244-114-500-0000	Accounts Receivable	0.00	0.00	0.00
244-114-900-0000	Due To/Due From	0.00	0.00	0.00
244-213-000-0000	Accounts Payable	0.00	0.00	0.00
244-213-150-0000	Encumbrances Payable	0.00	0.00	0.00
244-214-100-0000	Contracts Payable	1,411.93CR	0.00	1,411.93CR
244-217-100-0000	Salaries Payable	0.00	0.00	0.00
244-218-100-0000	FICA/Federal Income Tax Payable	0.00	0.00	0.00
244-218-200-0000	State Income Tax Payable	0.00	0.00	0.00
244-218-300-0000	PERSI Payable	0.00	0.00	0.00
244-218-400-0000	Health Insurance Payable	0.00	0.00	0.00
244-218-800-0000	Miscellaneous Payable	0.00	0.00	0.00
244-320-001-0000	Beginning Fund Balance	560.31	0.00	560.31
244-320-100-0000	Fund Balance	4,799.37	710.25	5,509.62
	Revenues over Expenditures	8,560.75	0.00	8,560.75
CLASSROOM TECHNOLOGY				
245-111-100-0000	General Checking - Pooled Cash	53,839.23CR	72,915.58	19,076.35
245-111-200-0000	USB - Payroll Tax Account	0.00	0.00	0.00
245-114-100-0000	Grant Receivable	0.00	0.00	0.00
245-114-400-0000	Due From Other Funds	0.00	0.00	0.00
245-114-500-0000	Accounts Receivable	0.00	0.00	0.00
245-114-900-0000	Due To/Due From	0.00	0.00	0.00
245-211-100-0000	Due to Other Funds	0.00	0.00	0.00
245-213-000-0000	Accounts Payable	0.00	0.00	0.00
245-213-150-0000	Encumbrances Payable	0.00	0.00	0.00
245-214-100-0000	Contracts Payable	0.00	0.00	0.00
245-217-100-0000	Salaries Payable	0.02CR	0.00	0.02CR
245-218-100-0000	FICA/Federal Withholding	0.00	0.00	0.00
245-218-200-0000	State Tax Withholding	0.00	0.00	0.00
245-218-300-0000	PERSI Withholding	0.00	0.00	0.00
245-218-400-0000	Blue Cross Withholding	0.00	0.00	0.00
245-218-800-0000	Miscellaneous Withholding	0.00	0.00	0.00
245-320-001-0000	Beginning Fund Balance	9,995.72CR	0.00	9,995.72CR
245-320-100-0000	Fund Balance	212,533.64	72,915.58CR	139,618.06
	Revenues over Expenditures	148,698.67	0.00	148,698.67
STATE DRUG FREE				
246-111-100-0000	General Checking - Pooled Cash	2,250.55	1,614.75CR	635.80
246-114-400-0000	Due From Other Funds	0.00	0.00	0.00
246-213-000-0000	Accounts Payable	0.00	0.00	0.00
246-214-400-0000	Due to Other Funds	0.00	0.00	0.00
246-217-100-0000	Salaries Payable	0.00	0.00	0.00
246-218-100-0000	FICA/Federal Tax Payable	0.00	0.00	0.00
246-218-200-0000	State Withholding Tax Payable	0.00	0.00	0.00
246-218-300-0000	PERSI Payable	0.00	0.00	0.00
246-218-400-0000	Health Insurance Payable	0.00	0.00	0.00
246-218-800-0000	Miscellaneous Payable	0.00	0.00	0.00
246-320-001-0000	Beginning Fund Balance	0.00	0.00	0.00
246-320-100-0000	Fund Balance	24,203.25CR	0.00	24,203.25CR
	Revenues over Expenditures	21,952.70CR	1,614.75CR	23,567.45CR
STATE LIBRARY GRANT				
247-111-100-0000	General Checking - Pooled Cash	0.00	0.00	0.00
247-213-000-0000	Accounts Payable	0.00	0.00	0.00
247-320-001-0000	Beginning Fund Balance	0.00	0.00	0.00
247-320-100-0000	Fund Balance	0.00	0.00	0.00
	Revenues over Expenditures	0.00	0.00	0.00
CSI UP				
250-111-100-0000	General Checking - Pooled Cash	29,630.23CR	6,971.47	22,658.76CR
250-114-100-0000	Grant Receivable	11,830.98	0.00	11,830.98
250-213-000-0000	Accounts Payable	0.00	0.00	0.00
250-217-100-0000	Salaries Payable	4,515.31CR	0.00	4,515.31CR
250-218-100-0000	FICA/Federal Tax Payable	0.00	0.00	0.00

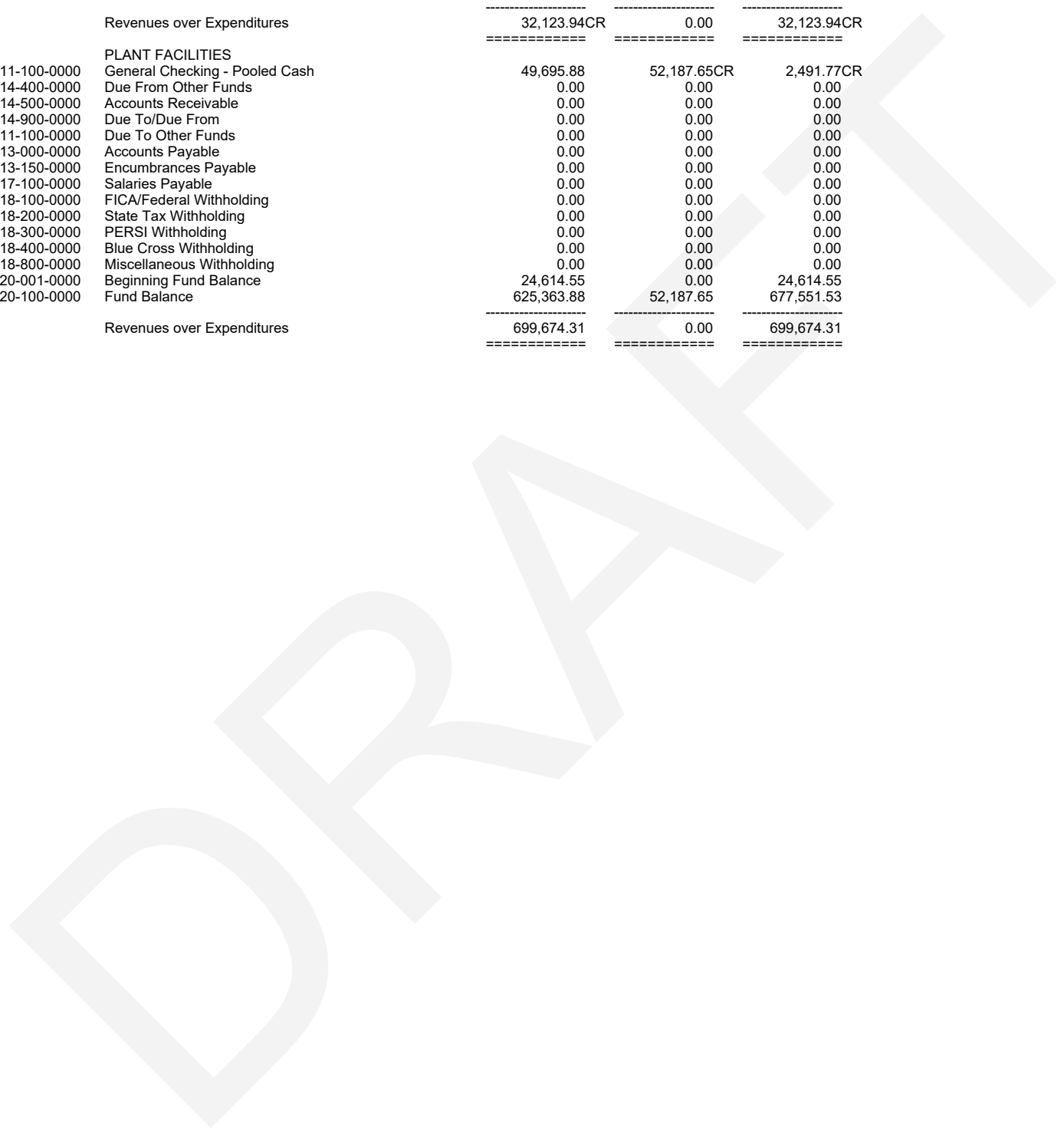
ACCT #	ACCT NAME	BEG BALANCE	MTD ACTIVITY	YTD BALANCE
250-218-200-0000	State Tax Payable	0.00	0.00	0.00
250-218-300-0000	PERSI Retirement Payable	0.00	0.00	0.00
250-218-400-0000	Health Insurance Payable	0.00	0.00	0.00
250-218-800-0000	Miscellaneous Payable	0.00	0.00	0.00
250-320-100-0000	Fund Balance	11,488.41	0.00	11,488.41
	Revenues over Expenditures	10,826.15CR	6,971.47	3,854.68CR
	TITLE I-A			
251-111-100-0000	General Checking - Pooled Cash	253.66CR	314.60CR	568.26CR
251-111-200-0000	USB - Payroll Tax Account	0.00	0.00	0.00
251-114-100-0000	Grant Receivable	0.00	0.00	0.00
251-114-400-0000	Due From Other Funds	0.19CR	0.00	0.19CR
251-114-500-0000	Accounts Receivable	0.00	0.00	0.00
251-114-900-0000	Due To/Due From	0.00	0.00	0.00
251-211-100-0000	Due To Other Funds	0.00	0.00	0.00
251-213-000-0000	Accounts Payable	0.00	0.00	0.00
251-213-150-0000	Encumbrances Payable	0.00	0.00	0.00
251-214-100-0000	Contracts Payable	30,270.52CR	0.00	30,270.52CR
251-217-100-0000	Salaries Payable	0.01	0.00	0.01
251-218-100-0000	FICA/Federal Withholding	0.00	0.00	0.00
251-218-200-0000	State Tax Withholding	0.00	0.00	0.00
251-218-300-0000	PERSI Withholding	0.00	0.00	0.00
251-218-400-0000	Blue Cross Withholding	0.00	0.00	0.00
251-218-800-0000	Miscellaneous Withholding	0.00	0.00	0.00
251-221-100-0000	Deferred Revenue	0.00	0.00	0.00
251-320-001-0000	Beginning Fund Balance	17,990.64	0.00	17,990.64
251-320-100-0000	Fund Balance	70,806.46	314.60	71,121.06
	Revenues over Expenditures	58,272.74	0.00	58,272.74
	ESSER			
252-111-100-0000	General Checking - Pooled Cash	0.00	0.00	0.00
252-114-100-0000	Grant Receivable	0.00	0.00	0.00
252-213-000-0000	Accounts Payable	0.00	0.00	0.00
252-217-100-0000	Salaries Payable	0.00	0.00	0.00
252-218-100-0000	FICA/Federal Tax Payable	0.00	0.00	0.00
252-218-200-0000	State Tax Payable	0.00	0.00	0.00
252-218-300-0000	PERSI Retirement Payable	0.00	0.00	0.00
252-218-400-0000	Health Insurance Payable	0.00	0.00	0.00
252-218-800-0000	Miscellaneous Payable	0.00	0.00	0.00
252-320-100-0000	Fund Balance	39,326.09	0.00	39,326.09
	Revenues over Expenditures	39,326.09	0.00	39,326.09
	TITLE I-C MIGRATORY CHILDREN			
253-111-100-0000	General Checking - Pooled Cash	11,516.65	322.66	11,839.31
253-111-200-0000	USB - Payroll Tax Account	0.00	0.00	0.00
253-114-100-0000	Grant Receivable	84.99CR	0.00	84.99CR
253-114-400-0000	Due From Other Funds	0.00	0.00	0.00
253-114-500-0000	Accounts Receivable	0.00	0.00	0.00
253-114-900-0000	Due To/Due From	0.00	0.00	0.00
253-211-100-0000	Due To Other Funds	0.00	0.00	0.00
253-213-000-0000	Accounts Payable	120.00	0.00	120.00
253-213-150-0000	Encumbrances Payable	35.00CR	0.00	35.00CR
253-214-100-0000	Contracts Payable	13,574.05CR	0.00	13,574.05CR
253-217-100-0000	Salaries Payable	0.01CR	0.00	0.01CR
253-218-100-0000	FICA/Federal Withholding	0.00	0.00	0.00
253-218-200-0000	State Tax Withholding	0.00	0.00	0.00
253-218-300-0000	PERSI Withholding	0.00	0.00	0.00
253-218-400-0000	Blue Cross Withholding	0.00	0.00	0.00
253-218-800-0000	Miscellaneous Withholding	0.00	0.00	0.00
253-221-100-0000	Deferred Revenue	0.00	0.00	0.00
253-320-001-0000	Beginning Fund Balance	0.06CR	0.00	0.06CR
253-320-100-0000	Fund Balance	20,135.28	0.00	20,135.28
	Revenues over Expenditures	18,077.82	322.66	18,400.48
	GEAR UP			
254-111-100-0000	General Checking - Pooled Cash	27,016.36CR	2,626.36CR	29,642.72CR
254-114-100-0000	Grant Receivable	12,490.38	0.00	12,490.38
254-213-000-0000	Accounts Payable	0.00	0.00	0.00
254-217-100-0000	Salaries Payable	5,105.90CR	0.00	5,105.90CR
254-218-100-0000	FICA/Federal Tax Payable	0.00	0.00	0.00
254-218-200-0000	State Tax Payable	0.00	0.00	0.00
254-218-300-0000	PERSI Payable	0.00	0.00	0.00
254-218-400-0000	Health Insurance Payable	0.00	0.00	0.00
254-218-800-0000	Miscellaneous Payable	0.00	0.00	0.00
254-320-100-0000	Fund Balance	16,472.28	2,626.36	19,098.64
	Revenues over Expenditures	3,159.60CR	0.00	3,159.60CR
	TITLE VI-B SCHOOL AGE			
257-111-100-0000	General Checking - Pooled Cash	34,016.75CR	17,856.24CR	51,872.99CR
257-111-200-0000	USB - Payroll Tax Account	0.00	0.00	0.00
257-114-100-0000	Grant Receivable	0.04	0.00	0.04
257-114-400-0000	Due From Other Funds	0.00	0.00	0.00
257-114-500-0000	Accounts Receivable	0.00	0.00	0.00
257-114-900-0000	Due To/Due From	0.00	0.00	0.00

ACCT #	ACCT NAME	BEG BALANCE	MTD ACTIVITY	YTD BALANCE
257-211-100-0000	Due To Other Funds	0.00	0.00	0.00
257-213-000-0000	Accounts Payable	0.00	0.00	0.00
257-213-150-0000	Encumbrances Payable	0.00	0.00	0.00
257-214-100-0000	Contracts Payable	21,480.36CR	0.00	21,480.36CR
257-217-100-0000	Salaries Payable	0.00	0.00	0.00
257-218-100-0000	FICA/Federal Withholding	0.04CR	0.00	0.04CR
257-218-200-0000	State Tax Withholding	0.00	0.00	0.00
257-218-300-0000	PERSI Withholding	0.00	0.00	0.00
257-218-400-0000	Blue Cross Withholding	0.00	0.00	0.00
257-218-800-0000	Miscellaneous Withholding	0.00	0.00	0.00
257-221-100-0000	Deferred Revenue	0.00	0.00	0.00
257-320-001-0000	Beginning Fund Balance	48,994.31	0.00	48,994.31
257-320-002-0000	Beginning Fund Balance Adjustment	3,668.66CR	0.00	3,668.66CR
257-320-100-0000	Fund Balance	20,885.01CR	17,856.24	3,028.77CR
	Revenues over Expenditures	31,056.47CR	0.00	31,056.47CR
TITLE VI-B PRE-SCHOOL				
258-111-100-0000	General Checking - Pooled Cash	29.94CR	33.75CR	63.69CR
258-111-200-0000	USB - Payroll Tax Account	0.00	0.00	0.00
258-114-100-0000	Grant Receivable	54.33CR	0.00	54.33CR
258-114-400-0000	Due From Other Funds	0.00	0.00	0.00
258-114-500-0000	Accounts Receivable	0.00	0.00	0.00
258-114-900-0000	Due To/Due From	0.00	0.00	0.00
258-211-100-0000	Due To Other Funds	0.00	0.00	0.00
258-213-000-0000	Accounts Payable	0.00	0.00	0.00
258-213-150-0000	Encumbrances Payable	0.00	0.00	0.00
258-214-100-0000	Contracts Payable	0.00	0.00	0.00
258-217-100-0000	Salaries Payable	0.00	0.00	0.00
258-218-100-0000	FICA/Federal Withholding	0.00	0.00	0.00
258-218-200-0000	State Tax Withholding	0.00	0.00	0.00
258-218-300-0000	PERSI Withholding	0.00	0.00	0.00
258-218-400-0000	Blue Cross Withholding	0.00	0.00	0.00
258-218-800-0000	Miscellaneous Withholding	0.00	0.00	0.00
258-320-001-0000	Beginning Fund Balance	3,922.25	0.00	3,922.25
258-320-100-0000	Fund Balance	19,201.33CR	33.75	19,167.58CR
	Revenues over Expenditures	15,363.35CR	0.00	15,363.35CR
SCHOOL-BASED MEDICAID				
260-111-100-0000	General Checking - Pooled Cash	216,159.41CR	11,861.41CR	228,020.82CR
260-114-100-0000	Medicaid Receivable	5,724.01CR	0.00	5,724.01CR
260-114-900-0000	Due To/Due From	0.00	0.00	0.00
260-213-000-0000	Accounts Payable	0.00	0.00	0.00
260-214-100-0000	Contracts Payable	25,286.57CR	0.00	25,286.57CR
260-217-100-0000	Salaries Payable	0.00	0.00	0.00
260-218-100-0000	FICA/Federal Withholding	0.00	0.00	0.00
260-218-200-0000	State Tax Payable	0.00	0.00	0.00
260-218-300-0000	PERSI Payable	0.00	0.00	0.00
260-218-400-0000	Blue Cross Payable	0.00	0.00	0.00
260-218-800-0000	Miscellaneous Payable	0.00	0.00	0.00
260-320-100-0000	Fund Balance	51,930.84	0.00	51,930.84
	Revenues over Expenditures	195,239.15CR	11,861.41CR	207,100.56CR
TITLE IV-A, ESSA				
261-111-100-0000	General Checking - Pooled Cash	0.13	0.00	0.13
261-114-100-0000	Grant Receivable	0.13CR	0.00	0.13CR
261-114-900-0000	Due To/Due From	0.00	0.00	0.00
261-213-000-0000	Accounts Payable	0.00	0.00	0.00
261-214-000-0000	Due to Other Funds	0.00	0.00	0.00
261-214-100-0000	Contracts Payable	0.00	0.00	0.00
261-217-100-0000	Salaries Payable	0.00	0.00	0.00
261-218-100-0000	FICA/Federal Tax Payable	0.00	0.00	0.00
261-218-200-0000	State Tax Payable	0.00	0.00	0.00
261-218-300-0000	PERSI Payable	0.00	0.00	0.00
261-218-400-0000	Blue Cross Payable	0.00	0.00	0.00
261-218-800-0000	Miscellaneous Payable	0.00	0.00	0.00
261-320-100-0000	Fund Balance	11,059.17CR	0.00	11,059.17CR
	Revenues over Expenditures	11,059.17CR	0.00	11,059.17CR
RURAL & LOW INCOME				
262-111-100-0000	General Checking - Pooled Cash	0.00	0.00	0.00
262-111-200-0000	USB - Payroll Tax Account	0.00	0.00	0.00
262-114-100-0000	Grant Receivable	0.00	0.00	0.00
262-114-400-0000	Due From Other Funds	0.00	0.00	0.00
262-114-500-0000	Accounts Receivable	0.00	0.00	0.00
262-114-900-0000	Due To/Due From	0.00	0.00	0.00
262-211-100-0000	Due To Other Funds	0.00	0.00	0.00
262-213-000-0000	Accounts Payable	0.00	0.00	0.00
262-213-150-0000	Encumbrances Payable	0.00	0.00	0.00
262-214-100-0000	Contracts Payable	0.00	0.00	0.00
262-217-100-0000	Salaries Payable	0.02	0.00	0.02
262-218-100-0000	FICA/Federal Withholding	0.00	0.00	0.00
262-218-200-0000	State Tax Withholding	0.00	0.00	0.00
262-218-300-0000	PERSI Withholding	0.00	0.00	0.00
262-218-400-0000	Blue Cross Withholding	0.00	0.00	0.00
262-218-800-0000	Miscellaneous Withholding	0.00	0.00	0.00
262-221-100-0000	Deferred Revenue	0.00	0.00	0.00
262-320-001-0000	Beginning Fund Balance	149.63	0.00	149.63

ACCT #	ACCT NAME	BEG BALANCE	MTD ACTIVITY	YTD BALANCE
262-320-100-0000	Fund Balance	41,005.79CR	0.00	41,005.79CR
	Revenues over Expenditures	40,856.14CR	0.00	40,856.14CR
PERKINS III				
263-111-100-0000	General Checking - Pooled Cash	12,416.75	3,903.26CR	8,513.49
263-111-200-0000	USB - Payroll Tax Account	0.00	0.00	0.00
263-114-100-0000	Grant Receivable	0.00	0.00	0.00
263-114-400-0000	Due From Other Funds	0.00	0.00	0.00
263-114-500-0000	Accounts Receivable	0.00	0.00	0.00
263-114-900-0000	Due To/Due From	0.00	0.00	0.00
263-211-100-0000	Due To Other Funds	0.00	0.00	0.00
263-213-000-0000	Accounts Payable	0.00	0.00	0.00
263-213-150-0000	Encumbrances Payable	0.00	0.00	0.00
263-214-100-0000	Contracts Payable	249.51CR	0.00	249.51CR
263-217-100-0000	Salaries Payable	0.00	0.00	0.00
263-218-100-0000	FICA/Federal Withholding	0.00	0.00	0.00
263-218-200-0000	State Tax Withholding	0.00	0.00	0.00
263-218-300-0000	PERSI Withholding	0.00	0.00	0.00
263-218-400-0000	Blue Cross Withholding	0.00	0.00	0.00
263-218-800-0000	Miscellaneous Withholding	0.00	0.00	0.00
263-221-100-0000	Deferred Revenue	0.00	0.00	0.00
263-320-001-0000	Beginning Fund Balance	10,825.43CR	0.00	10,825.43CR
263-320-100-0000	Fund Balance	97,178.01CR	3,903.26	93,274.75CR
	Revenues over Expenditures	95,836.20CR	0.00	95,836.20CR
TITLE III				
270-111-100-0000	General Checking - Pooled Cash	610.93CR	791.43	180.50
270-111-200-0000	USB - Payroll Tax Account	0.00	0.00	0.00
270-114-100-0000	Grant Receivable	0.00	0.00	0.00
270-114-400-0000	Due From Other Funds	0.00	0.00	0.00
270-114-500-0000	Accounts Receivable	0.00	0.00	0.00
270-114-900-0000	Due To/Due From	0.00	0.00	0.00
270-213-000-0000	Accounts Payable	0.00	0.00	0.00
270-213-150-0000	Encumbrances Payable	0.00	0.00	0.00
270-214-100-0000	Contracts Payable	5,336.85CR	0.00	5,336.85CR
270-217-100-0000	Salaries Payable	0.00	0.00	0.00
270-218-100-0000	FICA/Federal Withholding	0.00	0.00	0.00
270-218-200-0000	State Tax Withholding	0.00	0.00	0.00
270-218-300-0000	PERSI Withholding	0.00	0.00	0.00
270-218-400-0000	Blue Cross Withholding	0.00	0.00	0.00
270-218-800-0000	Miscellaneous Withholding	0.00	0.00	0.00
270-221-100-0000	Due To Other Funds	0.00	0.00	0.00
270-320-001-0000	Beginning Fund Balance	3,971.55	0.00	3,971.55
270-320-100-0000	Fund Balance	10,516.03	791.43CR	9,724.60
	Revenues over Expenditures	8,539.80	0.00	8,539.80
TITLE II-A IMPROVING TEACHER QUAL				
271-111-100-0000	General Checking - Pooled Cash	7,149.37CR	5,189.00	1,960.37CR
271-111-200-0000	USB - Payroll Tax Account	0.00	0.00	0.00
271-114-100-0000	Grant Receivable	0.00	0.00	0.00
271-114-400-0000	Due From Other Funds	0.00	0.00	0.00
271-114-500-0000	Accounts Receivable	0.00	0.00	0.00
271-114-900-0000	Due To/Due From	0.00	0.00	0.00
271-213-000-0000	Accounts Payable	0.00	0.00	0.00
271-213-150-0000	Encumbrances Payable	0.00	0.00	0.00
271-214-100-0000	Contracts Payable	0.00	0.00	0.00
271-214-210-0000	Due to Other Funds	0.19	0.00	0.19
271-217-100-0000	Salaries Payable	0.03CR	0.00	0.03CR
271-218-100-0000	FICA/Federal Withholding	0.00	0.00	0.00
271-218-200-0000	State Tax Withholding	0.00	0.00	0.00
271-218-300-0000	PERSI Withholding	0.00	0.00	0.00
271-218-400-0000	Blue Cross Withholding	0.00	0.00	0.00
271-218-800-0000	Miscellaneous Withholding	0.00	0.00	0.00
271-221-100-0000	Deferred Revenue	0.00	0.00	0.00
271-320-001-0000	Beginning Fund Balance	17,066.72	0.00	17,066.72
271-320-100-0000	Fund Balance	22,149.66CR	5,189.00CR	27,338.66CR
	Revenues over Expenditures	12,232.15CR	0.00	12,232.15CR
21ST CENTURY GRANT PROGRAM				
273-111-100-0000	General Checking - Pooled Cash	3,126.57	1,759.25	4,885.82
273-111-200-0000	USB - Payroll Tax Account	0.00	0.00	0.00
273-114-100-0000	Grant Receivable	0.18CR	0.00	0.18CR
273-114-400-0000	Due From Other Funds	0.00	0.00	0.00
273-114-500-0000	Accounts Receivable	0.00	0.00	0.00
273-114-900-0000	Due To/Due From	0.00	0.00	0.00
273-211-100-0000	Due To Other Funds	0.00	0.00	0.00
273-213-000-0000	Accounts Payable	1,836.00CR	0.00	1,836.00CR
273-213-150-0000	Encumbrances Payable	0.00	0.00	0.00
273-217-100-0000	Salaries Payable	6,824.42CR	0.00	6,824.42CR
273-218-100-0000	FICA/Federal Withholding	0.00	0.00	0.00
273-218-200-0000	State Tax Withholding	0.00	0.00	0.00
273-218-300-0000	PERSI Withholding	0.00	0.00	0.00
273-218-400-0000	Blue Cross Withholding	0.00	0.00	0.00
273-218-800-0000	Miscellaneous Withholding	0.00	0.00	0.00
273-320-100-0000	Fund Balance	105,834.62CR	1,759.25CR	107,593.87CR

ACCT #	ACCT NAME	BEG BALANCE	MTD ACTIVITY	YTD BALANCE
	Revenues over Expenditures	111,368.65CR	0.00	111,368.65CR
	21ST CENTURY SUPPLEMENTAL GRANTS			
274-111-100-0000	General Checking - Pooled Cash	1,028.49	0.00	1,028.49
274-213-000-0000	Accounts Payable	0.00	0.00	0.00
274-320-100-0000	Fund Balance	1,000.00CR	0.00	1,000.00CR
	Revenues over Expenditures	28.49	0.00	28.49
	CHARACTER ED - LEARN & SERVE			
283-111-100-0000	General Checking - Pooled Cash	2,419.42CR	5,643.00	3,223.58
283-111-200-0000	USB - Payroll Tax Account	0.00	0.00	0.00
283-114-100-0000	Grant Receivable	0.00	0.00	0.00
283-114-400-0000	Due From Other Funds	0.00	0.00	0.00
283-114-500-0000	Accounts Receivable	0.00	0.00	0.00
283-114-900-0000	Due To/Due From	0.00	0.00	0.00
283-211-100-0000	Due To Other Funds	0.00	0.00	0.00
283-213-000-0000	Accounts Payable	0.00	0.00	0.00
283-213-150-0000	Encumbrances Payable	0.00	0.00	0.00
283-214-100-0000	Contracts Payable	0.00	0.00	0.00
283-217-100-0000	Salaries Payable	0.00	0.00	0.00
283-218-100-0000	FICA/Federal Withholding	0.00	0.00	0.00
283-218-200-0000	State Tax Withholding	0.00	0.00	0.00
283-218-300-0000	PERSI Withholding	0.00	0.00	0.00
283-218-400-0000	Blue Cross Withholding	0.00	0.00	0.00
283-218-800-0000	Miscellaneous Withholding	0.00	0.00	0.00
283-320-100-0000	Fund Balance	15,212.22CR	5,643.00CR	20,855.22CR
	Revenues over Expenditures	17,631.64CR	0.00	17,631.64CR
	CHILD NUTRITION			
290-111-100-0000	General Checking - Pooled Cash	0.00	0.00	0.00
290-111-104-0000	Child Nutrition Checking	24,198.60	6,232.91	30,431.51
290-111-105-0000	Petty Cash	112.00	0.00	112.00
290-111-200-0000	USB - Payroll Tax Account	0.00	0.00	0.00
290-111-500-0000	Investment Account	0.00	0.00	0.00
290-114-100-0000	Grant Receivable	0.00	0.00	0.00
290-114-400-0000	Due From Other Funds	0.00	0.00	0.00
290-114-500-0000	Accounts Receivable	6,321.62	0.00	6,321.62
290-114-700-0000	Miscellaneous Receivable	0.00	0.00	0.00
290-114-900-0000	Due To/Due From	0.00	0.00	0.00
290-211-100-0000	Due To General Fund	162,548.74CR	12,036.27CR	174,585.01CR
290-213-000-0000	Accounts Payable	0.00	0.00	0.00
290-213-150-0000	Encumbrances Payable	0.00	0.00	0.00
290-214-100-0000	Contracts Payable	27,518.84CR	0.00	27,518.84CR
290-217-100-0000	Salaries Payable	0.00	0.00	0.00
290-218-100-0000	FICA/Federal Withholding	0.00	0.00	0.00
290-218-200-0000	State Tax Withholding	16.13	0.00	16.13
290-218-300-0000	PERSI Withholding	0.00	0.00	0.00
290-218-400-0000	Blue Cross Withholding	0.00	0.00	0.00
290-218-800-0000	Miscellaneous Withholding	0.00	0.00	0.00
290-320-001-0000	Beginning Fund Balance	123,803.76	0.00	123,803.76
290-320-100-0000	Fund Balance	257,586.13	5,803.36	263,389.49
	Revenues over Expenditures	221,970.66	0.00	221,970.66
	BOND REDEMPTION & INTEREST			
310-111-100-0000	General Checking - Pooled Cash	0.00	0.00	0.00
310-111-102-0000	Bond Checking	14,742.22	0.05	14,742.27
310-112-100-0000	Investments - State Treasurer	1,109,274.23	160.86	1,109,435.09
310-113-100-0000	Property Taxes Receivable	402,829.62	0.00	402,829.62
310-114-400-0000	Due From Other Funds	0.00	0.00	0.00
310-114-500-0000	Accounts Receivable	0.00	0.00	0.00
310-114-900-0000	Due To/Due From	0.00	0.00	0.00
310-211-100-0000	Due To Other Funds	0.00	0.00	0.00
310-213-000-0000	Accounts Payable	0.00	0.00	0.00
310-213-150-0000	Encumbrances Payable	0.00	0.00	0.00
310-221-100-0000	Deferred Revenue	22,273.15CR	0.00	22,273.15CR
310-320-001-0000	Beginning Fund Balance	835,452.93CR	0.00	835,452.93CR
310-320-100-0000	Fund Balance	3,882,836.99CR	160.91CR	3,882,997.90CR
	Revenues over Expenditures	3,213,717.00CR	0.00	3,213,717.00CR
	FACILITIES FUND			
410-111-100-0000	General Checking - Pooled Cash	0.00	0.00	0.00
410-111-103-0000	Construction Checking	0.00	0.00	0.00
410-111-109-0000	Facilities Checking Account	408,105.11	33,091.91CR	375,013.20
410-112-100-0000	Investments - State Treasurer	0.68	0.00	0.68
410-113-100-0000	Taxes Receivable	4,487.68	0.00	4,487.68
410-114-400-0000	Due From Other Funds	30,480.22CR	30,480.21	0.01CR
410-114-500-0000	Accounts Receivable	0.00	0.00	0.00
410-114-900-0000	Due To/Due From	0.00	0.00	0.00
410-211-100-0000	Due to Other Funds	8,251.25CR	0.00	8,251.25CR
410-213-000-0000	Accounts Payable	0.00	0.00	0.00
410-213-150-0000	Encumbrances Payable	0.00	0.00	0.00
410-221-100-0000	Deferred Revenue	8,086.92CR	0.00	8,086.92CR
410-320-001-0000	Beginning Fund Balance	19,183.81CR	0.00	19,183.81CR

ACCT #	ACCT NAME	BEG BALANCE	MTD ACTIVITY	YTD BALANCE
410-320-100-0000	Fund Balance	207,548.10CR	2,611.70	204,936.40CR
	Revenues over Expenditures	139,043.17	0.00	139,043.17
415-111-500-0000	Recreational Facilities Checking	14,979.00	0.00	14,979.00
415-213-000-0000	Accounts Payable	0.00	0.00	0.00
415-320-001-0000	Beginning Fund Balance	15,707.47CR	0.00	15,707.47CR
415-320-100-0000	Fund Balance	31,395.47CR	0.00	31,395.47CR
	Revenues over Expenditures	32,123.94CR	0.00	32,123.94CR
PLANT FACILITIES				
420-111-100-0000	General Checking - Pooled Cash	49,695.88	52,187.65CR	2,491.77CR
420-114-400-0000	Due From Other Funds	0.00	0.00	0.00
420-114-500-0000	Accounts Receivable	0.00	0.00	0.00
420-114-900-0000	Due To/Due From	0.00	0.00	0.00
420-211-100-0000	Due To Other Funds	0.00	0.00	0.00
420-213-000-0000	Accounts Payable	0.00	0.00	0.00
420-213-150-0000	Encumbrances Payable	0.00	0.00	0.00
420-217-100-0000	Salaries Payable	0.00	0.00	0.00
420-218-100-0000	FICA/Federal Withholding	0.00	0.00	0.00
420-218-200-0000	State Tax Withholding	0.00	0.00	0.00
420-218-300-0000	PERSI Withholding	0.00	0.00	0.00
420-218-400-0000	Blue Cross Withholding	0.00	0.00	0.00
420-218-800-0000	Miscellaneous Withholding	0.00	0.00	0.00
420-320-001-0000	Beginning Fund Balance	24,614.55	0.00	24,614.55
420-320-100-0000	Fund Balance	625,363.88	52,187.65	677,551.53
	Revenues over Expenditures	699,674.31	0.00	699,674.31



ACCT #	ACCT NAME	BEG BALANCE	MTD ACTIVITY	YTD BALANCE
100-111-100-0000	General Checking - Pooled Cash	219,930.45	40,573.56	260,504.01
101-111-100-0000	General Checking - Pooled Cash	67,679.40	11,667.91CR	56,011.49
103-111-100-0000	General Checking - Pooled Cash	0.00	0.00	0.00
105-111-100-0000	General Checking - Pooled Cash	7,781.66CR	433.90CR	8,215.56CR
107-111-100-0000	General Checking - Pooled Cash	4,409.37	0.00	4,409.37
110-111-100-0000	General Checking - Pooled Cash	38,783.19	5,879.53CR	32,903.66
111-111-100-0000	General Checking - Pooled Cash	0.00	0.00	0.00
233-111-100-0000	General Checking - Pooled Cash	0.00	0.00	0.00
241-111-100-0000	General Checking - Pooled Cash	6,150.89	841.03CR	5,309.86
242-111-100-0000	General Checking - Pooled Cash	21,249.26	1,175.67CR	20,073.59
243-111-100-0000	General Checking - Pooled Cash	19,256.23	547.26CR	18,708.97
244-111-100-0000	General Checking - Pooled Cash	4,613.00	710.25CR	3,902.75
245-111-100-0000	General Checking - Pooled Cash	53,839.23CR	72,915.58	19,076.35
246-111-100-0000	General Checking - Pooled Cash	2,250.55	1,614.75CR	635.80
247-111-100-0000	General Checking - Pooled Cash	0.00	0.00	0.00
250-111-100-0000	General Checking - Pooled Cash	29,630.23CR	6,971.47	22,658.76CR
251-111-100-0000	General Checking - Pooled Cash	253.66CR	314.60CR	568.26CR
252-111-100-0000	General Checking - Pooled Cash	0.00	0.00	0.00
253-111-100-0000	General Checking - Pooled Cash	11,516.65	322.66	11,839.31
254-111-100-0000	General Checking - Pooled Cash	27,016.36CR	2,626.36CR	29,642.72CR
257-111-100-0000	General Checking - Pooled Cash	34,016.75CR	17,856.24CR	51,872.99CR
258-111-100-0000	General Checking - Pooled Cash	29.94CR	33.75CR	63.69CR
260-111-100-0000	General Checking - Pooled Cash	216,159.41CR	11,861.41CR	228,020.82CR
261-111-100-0000	General Checking - Pooled Cash	0.13	0.00	0.13
262-111-100-0000	General Checking - Pooled Cash	0.00	0.00	0.00
263-111-100-0000	General Checking - Pooled Cash	12,416.75	3,903.26CR	8,513.49
270-111-100-0000	General Checking - Pooled Cash	610.93CR	791.43	180.50
271-111-100-0000	General Checking - Pooled Cash	7,149.37CR	5,189.00	1,960.37CR
273-111-100-0000	General Checking - Pooled Cash	3,126.57	1,759.25	4,885.82
274-111-100-0000	General Checking - Pooled Cash	1,028.49	0.00	1,028.49
283-111-100-0000	General Checking - Pooled Cash	2,419.42CR	5,643.00	3,223.58
290-111-100-0000	General Checking - Pooled Cash	0.00	0.00	0.00
310-111-100-0000	General Checking - Pooled Cash	0.00	0.00	0.00
410-111-100-0000	General Checking - Pooled Cash	0.00	0.00	0.00
420-111-100-0000	General Checking - Pooled Cash	49,695.88	52,187.65CR	2,491.77CR
	Cash Accounts Total	83,199.85	22,512.38	105,712.23

