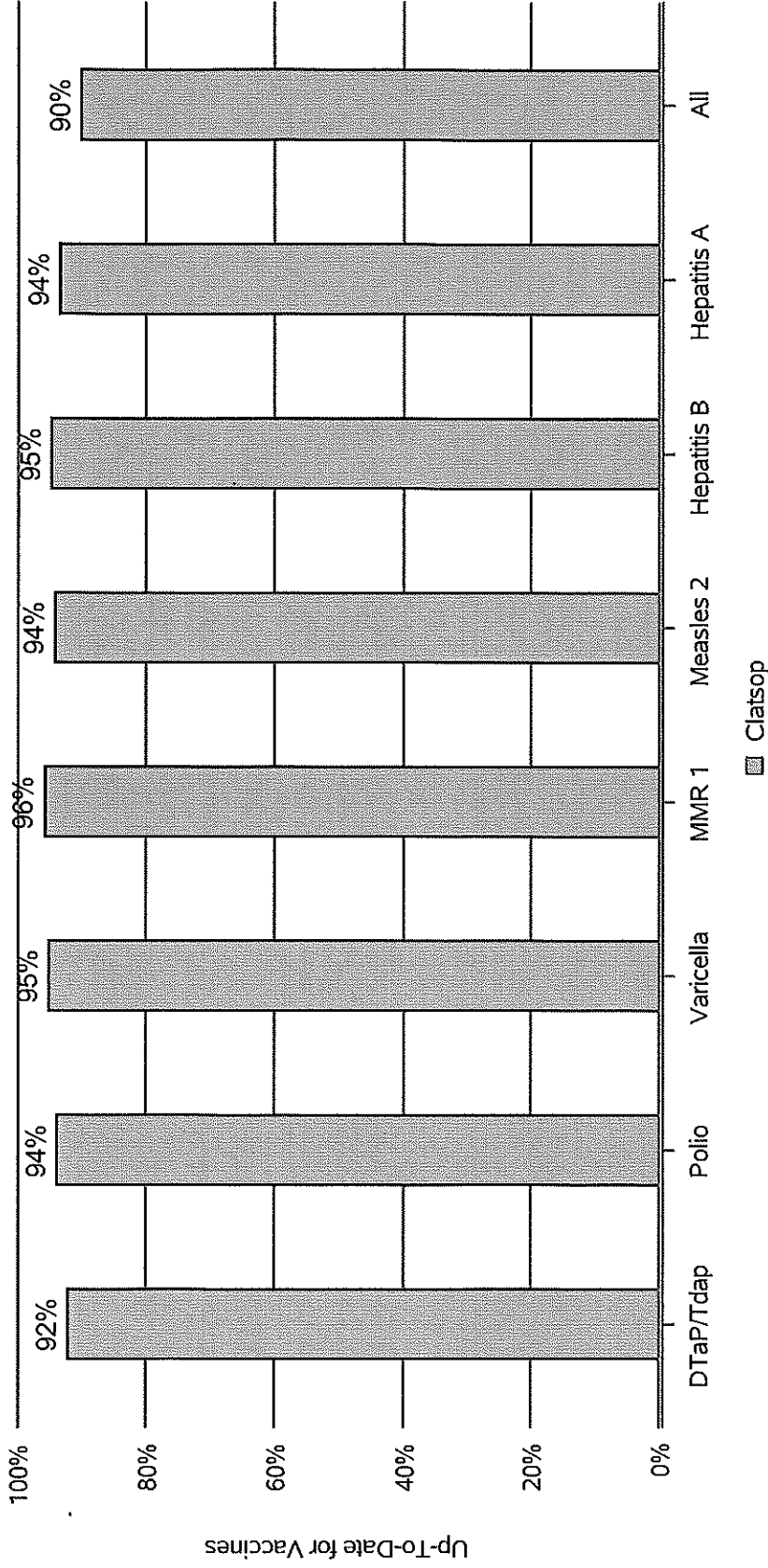


How many students* are up-to-date on vaccines in Clatsop County




*Kindergarten through 12th grade

DTaP=diphtheria, tetanus, pertussis; MMR 1 = at least 1 dose of a Measles, Mumps, Rubella-containing vaccine;

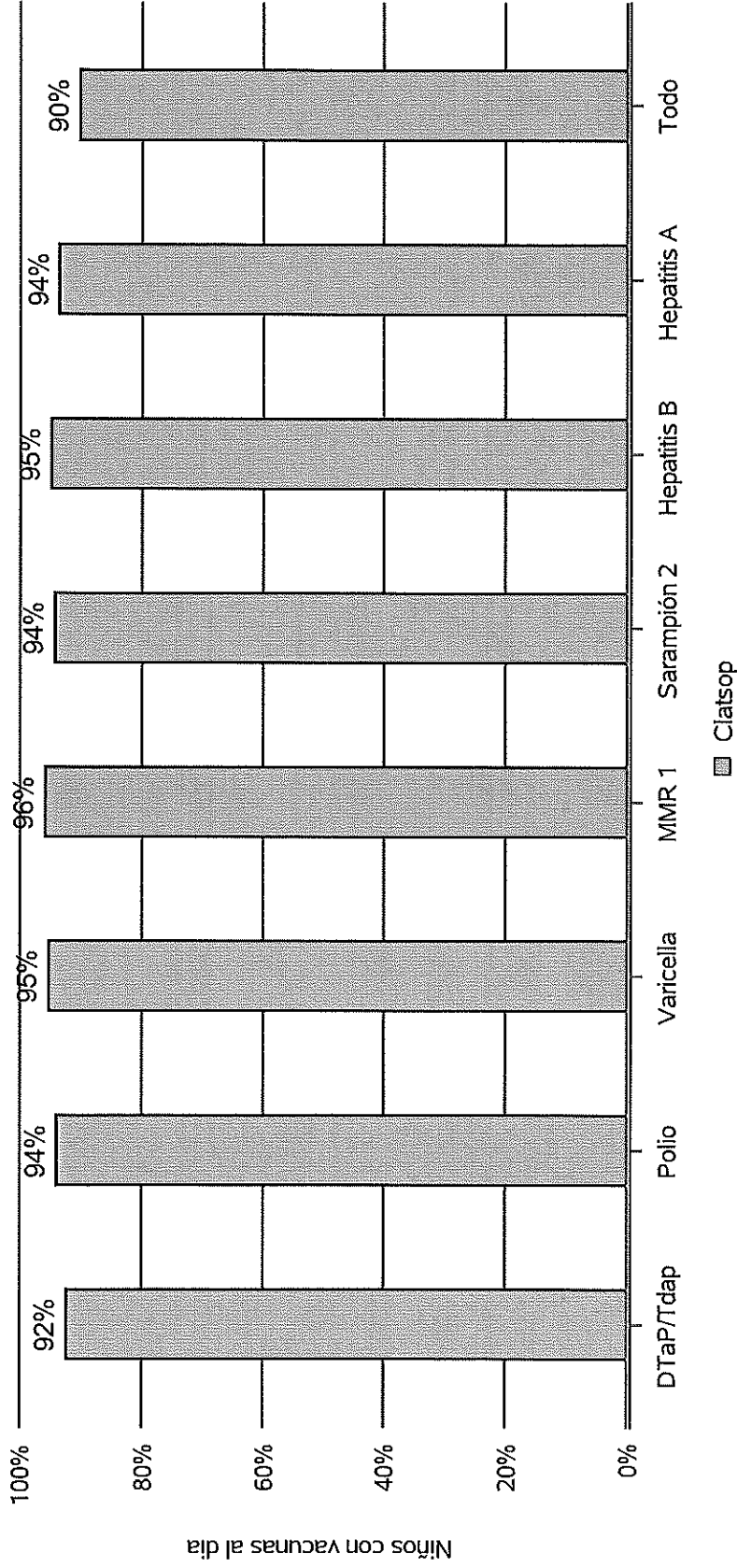
Measles 2 = at least 2 doses of Measles-containing vaccine; All=up to date on all these immunizations

Assessment Date: March 4, 2024

Data Source: Immunization Primary Review Summary Reports



¿Cuántos estudiantes* están al día con vacunas en el Condado de Clatsop?



*Jardín de infancia hasta el grado 12
 DTaP=Difteria, Tétano y Tos Ferina; MMR 1 = al menos 1 dosis de una vacuna conteniendo sarampión, paperas y rubéola; Sarampión 2 = al menos 2 dosis de vacuna que contenga sarampión;
 Todo= al día con todas estas vacunas

Fecha de evaluación: 4 de marzo del 2024

Fuente de datos: Informes de Resumen de Inmunización Primaria





Knappa School District

Immunization and Exemption Rates Report PreK

Year 2024-2025
Report HLT627

School Name Knappa Pre-K School	School Type Public / Charter School	Address 41535 Old Hwy 30
Contact Person Katie Montgomery	Phone:	City, State, Zipcode Astoria, OR 97103
District Name Knappa School District	Date of Report 09/16/2024	Assessment Date 09/16/2024
School Grades PK		

Number of Students Enrolled **: 16
Percent of Students with no immunization or exemption record: 0.00 %
Percent of Students with a medical exemption for one or more vaccines: 0.00 %

	Percent Vaccinated *	Percent missing one or more doses because of a non-medical exemption *
DTap/Tdap	93.75 %	6.25 %
Polio	87.50 %	6.25 %
Varicella	93.75 %	6.25 %
Measles	93.75 %	6.25 %
Mumps	93.75 %	6.25 %
Rubella	93.75 %	6.25 %
Hepatitis B	81.25 %	12.50 %
Hepatitis A	93.75 %	6.25 %
Hib	93.75 %	6.25 %
All	81.25 %	6.25 %

* Not all immunizations are required for all grades. These numbers may not total to 100% if some student have medical exemptions, or are incomplete or in the process with immunizations but not need an exemption because they are on schedule.

** There is/are also 0 student(s) enrolled for who immunizations are not required to be reported because their records are tracked by another site or they attend fewer than 5 days per year.



Knappa School District

Immunization and Exemption Rates Report K-12

Year 2024-2025
Report HLT628

School Name	School Type	Address	
Hilda Lahti Elementary School	Public / Charter School	41535 Old Hwy 30	
Contact Person	Phone:	City, State, Zipcode	
Katie Montgomery		Astoria, OR 97103	
District Name	Date of Report	Assessment Date	
Knappa School District	09/16/2024	09/16/2024	
School Grades			
KG,01,02,03,04,05			

Number of Students Enrolled **: 178
Percent of Students with no immunization or exemption record: 0.00 %
Percent of Students with a medical exemption for one or more vaccines: 0.00 %

	Percent Vaccinated *	Percent missing one or more doses because of a non-medical exemption *
DTap/Tdap	89.89 %	7.30 %
Polio	92.13 %	6.74 %
Varicella	93.82 %	6.18 %
Measles	88.76 %	8.99 %
Mumps	94.38 %	5.62 %
Rubella	94.38 %	5.62 %
Hepatitis B	92.70 %	6.18 %
Hepatitis A	90.45 %	7.30 %
All Vaccines	86.52 %	4.49 %

* Not all immunizations are required for all grades. These numbers may not total to 100% if some student have medical exemptions, or are incomplete or in the process with immunizations but not need an exemption because they are on schedule.

** There is/are also 0 student(s) enrolled for who immunizations are not required to be reported because their records are tracked by another site or they attend fewer than 5 days per year.



Knappa School District

Immunization and Exemption Rates Report K-12

Year 2024-2025
Report HLT628

School Name Hilda Lahti Junior High	School Type Public / Charter School	Address 41535 Old Hwy 30	
Contact Person Katie Montgomery	Phone:	City, State, Zipcode Astoria, OR 97103	
District Name Knappa School District	Date of Report 09/16/2024	Assessment Date 09/16/2024	
School Grades 06,07,08			

Number of Students Enrolled **: 116
Percent of Students with no immunization or exemption record: 0.00 %
Percent of Students with a medical exemption for one or more vaccines: 0.00 %

	Percent Vaccinated *	Percent missing one or more doses because of a non-medical exemption *
DTap/Tdap	86.21 %	4.31 %
Polio	96.55 %	3.45 %
Varicella	95.69 %	3.45 %
Measles	95.69 %	4.31 %
Mumps	96.55 %	3.45 %
Rubella	96.55 %	3.45 %
Hepatitis B	95.69 %	4.31 %
Hepatitis A	95.69 %	4.31 %
All Vaccines	84.48 %	2.59 %

* Not all immunizations are required for all grades. These numbers may not total to 100% if some student have medical exemptions, or are incomplete or in the process with immunizations but not need an exemption because they are on schedule.

** There is/are also 0 student(s) enrolled for who immunizations are not required to be reported because their records are tracked by another site or they attend fewer than 5 days per year.



Knappa School District

Immunization and Exemption Rates Report K-12

Year 2024-2025
Report HLT628

School Name Knappa High School	School Type Public / Charter School	Address 41535 Old Hwy 30	
Contact Person Katie Montgomery	Phone:	City, State, Zipcode Astoria, OR 97103	
District Name Knappa School District	Date of Report 09/16/2024	Assessment Date 09/16/2024	
School Grades 09,10,11,12			

Number of Students Enrolled **: 131
Percent of Students with no immunization or exemption record: 0.00 %
Percent of Students with a medical exemption for one or more vaccines: 0.00 %

	Percent Vaccinated *	Percent missing one or more doses because of a non-medical exemption *
DTap/Tdap	94.66 %	4.58 %
Polio	96.18 %	3.05 %
Varicella	98.47 %	1.53 %
Measles	97.71 %	2.29 %
Mumps	98.47 %	1.53 %
Rubella	98.47 %	1.53 %
Hepatitis B	98.47 %	1.53 %
Hepatitis A	97.71 %	2.29 %
All Vaccines	93.89 %	1.53 %

* Not all immunizations are required for all grades. These numbers may not total to 100% if some student have medical exemptions, or are incomplete or in the process with immunizations but not need an exemption because they are on schedule.

** There is/are also 0 student(s) enrolled for who immunizations are not required to be reported because their records are tracked by another site or they attend fewer than 5 days per year.