

Open House Orientation

Please take a moment to view our orientation presentation. This introduction to WRHS briefly covers:

- Daily Arrival/Departures
- Attendance/Tardies
- Lockers/Textbooks
- Credits/Grading Scales
- Cell Phone Security & Electronic Devices
- Dress Code
- Bell Schedule/Lunch Schedule
- Sports
- Getting involved



Orientation Presentation

Welcome to WARNER ROBINS HIGH SCHOOL 2023-2024 School Year



Sign Up

Scan the QR Code to watch video tutorials on how to create an infinite campus account, accessing the handbook, and troubleshooting



Infinite Campus Tutorials

Parents, please complete the required handbook forms online through Infinite Campus from a **laptop or desktop computer**. Please make sure you have a **PARENT** account and can access the Infinite Campus Parent Portal.

If you have any questions, need assistance in setting up your Infinite Campus account, or filling out the Digital Handbook forms, please contact your

Family Engagement Liaison: Erica Abram at
478-929-7877 ext 3866 or erica.abram@hcbe.net



Scan Me

2023-2024 School Year



Infinite
Campus
Parent

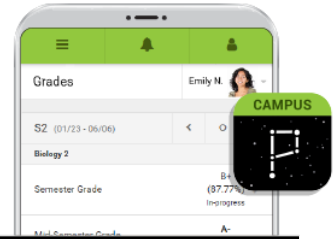


Google Play



App Store

Infinite
Campus
Benefits



Once you set up your **PARENT** account, download the app to your mobile device to take advantage of everything Infinite Campus has to offer; stay up-to-date. It is vital parents have an IC account to stay informed on their child's progress.

**You must access the digital handbook from a laptop or desktop

- ✓ Check grades
- ✓ Monitor attendance
- ✓ Contact Teachers
- ✓ Keep track of assignments
- ✓ Receive important announcements
- ✓ Set notifications

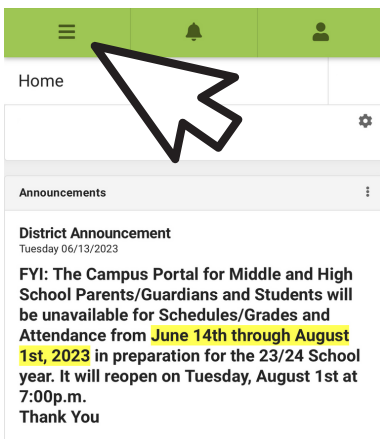
...and so much more



Digital Handbook

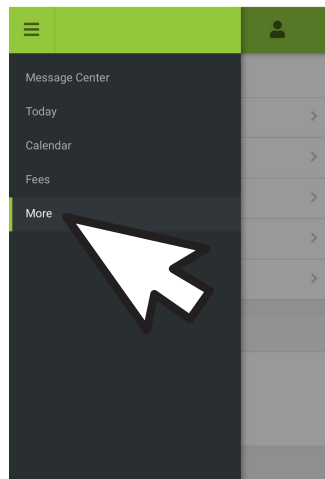
How to access the Handbook on Infinite Campus from your **laptop or computer**, it CANNOT be accessed from the mobile app.

STEP
①



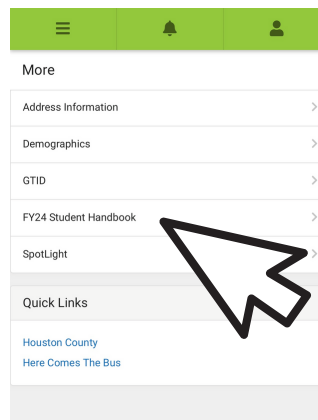
From the IC home page, select the 3 bars in the upper left corner

STEP
②



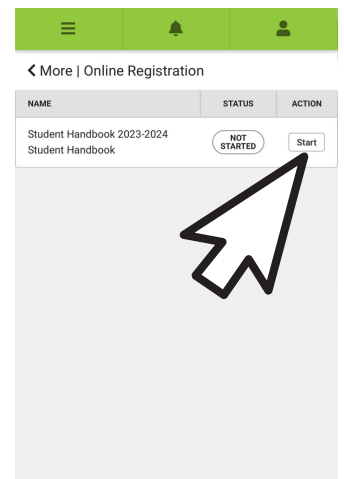
Choose the "More" option

STEP
③



Click on the "FY24 Student Handbook" option

STEP
④



Click "Start" and begin filling out your digital forms