



Prepared For	CALHOUN CTY SCHOOLS
Account Number	[REDACTED]
Statement Closing Date	02/21/22
Days in Billing Cycle	28
Next Statement Date	03/24/22

For Customer Service Call:  
800-225-5935

Inquiries or Questions:  
Wells Fargo SBL PO Box 29482  
Phoenix, AZ 85038-8650

Payments:  
Payment Remittance Center PO Box 77033  
Minneapolis, MN 55480-7733

Credit Line	\$11,000
Available Credit	\$6,980

**Payment Information**

New Balance	\$1,282.39
<b>Current Payment Due (Minimum Payment)</b>	<b>\$25.00</b>
<b>Current Payment Due Date</b>	<b>03/18/22</b>

If you wish to pay off your balance in full: The balance noted on your statement is not the payoff amount. Please call 800-225-5935 for payoff information.

**Account Summary**

Previous Balance		\$2,527.79
Credits	-	\$0.00
Payments	-	\$2,527.79
Purchases & Other Charges	+	\$1,282.39
Cash Advances	+	\$0.00
Finance Charges	+	\$0.00
<b>New Balance</b>	<b>=</b>	<b>\$1,282.39</b>

**Rate Information**

Your rate may vary according to the terms of your agreement.

TYPE OF BALANCE	ANNUAL INTEREST RATE	DAILY FINANCE CHARGE RATE	AVERAGE DAILY BALANCE	PERIODIC FINANCE CHARGES	TRANSACTION FINANCE CHARGES	TOTAL FINANCE CHARGES
PURCHASES	16.240%	.04449%	\$0.00	\$0.00	\$0.00	\$0.00
CASH ADVANCES	23.990%	.06572%	\$0.00	\$0.00	\$0.00	\$0.00
<b>TOTAL</b>				<b>\$0.00</b>	<b>\$0.00</b>	<b>\$0.00</b>

**Important Information**

TOTAL \*FINANCE CHARGE\* BILLED IN 2021 \$0.00  
 TOTAL \*FINANCE CHARGE\* PAID IN 2021 \$0.00

See reverse side for important information.



DETACH HERE

Detach and mail with check payable to "Wells Fargo" to arrive by Current Payment Due Date.

Make checks payable to: Wells Fargo

Account Number	[REDACTED]
New Balance	\$1,282.39
<b>Total Amount Due (Minimum Payment)</b>	<b>\$25.00</b>
<b>Current Payment Due Date</b>	<b>03/18/22</b>

Print address or phone changes:

Work ( )

Amount Enclosed:

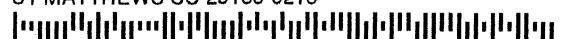
\$ 1,282.39

PAYMENT REMITTANCE CENTER YTG  
 PO BOX 77033 8  
 MINNEAPOLIS MN 55480-7733

CALHOUN CTY SCHOOLS

PO BOX 215  
ST MATTHEWS SC 29135-0215

9942  
M201



2-1



**Transaction Details**

<i>Trans</i>	<i>Post</i>	<i>Reference Number</i>	<i>Description</i>	<i>Credits</i>	<i>Charges</i>
01/27	01/27	[REDACTED]	SANDY RUN FLORIST 803-7967386 SC		81.00
01/28	01/28	[REDACTED]	RED ROOF SC GAFFNEY SC		83.99
01/28	01/28	[REDACTED]	RED ROOF SC GAFFNEY SC		83.99
01/28	01/28	[REDACTED]	RED ROOF SC GAFFNEY SC		83.99
02/02	02/02	[REDACTED]	USPS PO 4577200135 SAINT MATTHEW SC		174.00
02/02	02/02	[REDACTED]	DIGICERT INC DIGICERT.COM/ UT		165.20
02/07	02/07	[REDACTED]	PAYMENT THANK YOU	2,527.79	
02/08	02/08	[REDACTED]	SOUTH CAROLINA ASSOCIATIO803-7988380 SC		250.00
02/10	02/10	[REDACTED]	USPS PO 4577200135 SAINT MATTHEW SC		3.82
02/11	02/11	[REDACTED]	SQ *LINDA'S AWARDS AND GI Orangeburg SC		192.59
02/19	02/19	[REDACTED]	MARRIOTT HILTON HEAD HILTON HEAD I SC		163.81

**Wells Fargo News**

**Take advantage of the features that come with Online Banking:**

Messages and alerts: Stay informed about your account with updates sent to your email or mobile phone.

Wells Fargo Card Design Studio® service: Make your card as unique as your business. Customize your card design with this free service.

Automatic Payments: Never miss a payment, avoid late charges and protect your credit rating.

1-2

7/13



Prepared For	CALHOUN CTY SCHOOLS
Account Number	[REDACTED]
Statement Closing Date	02/21/22
Days in Billing Cycle	28
Next Statement Date	03/24/22
Credit Line	\$2,500
Available Credit	\$925

For Customer Service Call:  
800-225-5935

Inquiries or Questions:  
Wells Fargo SBL PO Box 29482  
Phoenix, AZ 85038-8650

Payments:  
Payment Remittance Center PO Box 77033  
Minneapolis, MN 55480-7733

**Payment Information**

New Balance	\$1,574.31
Current Payment Due (Minimum Payment)	\$31.00
Current Payment Due Date	03/18/22

If you wish to pay off your balance in full: The balance noted on your statement is not the payoff amount. Please call 800-225-5935 for payoff information

**Account Summary**

Previous Balance		\$565.52
Credits	-	\$0.00
Payments	-	\$565.52
Purchases & Other Charges	+	\$1,574.31
Cash Advances	+	\$0.00
Finance Charges	+	\$0.00
New Balance	=	\$1,574.31

**Rate Information**

Your rate may vary according to the terms of your agreement.

TYPE OF BALANCE	ANNUAL INTEREST RATE	DAILY FINANCE CHARGE RATE	AVERAGE DAILY BALANCE	PERIODIC FINANCE CHARGES	TRANSACTION FINANCE CHARGES	TOTAL FINANCE CHARGES
PURCHASES	16.240%	.04449%	\$0.00	\$0.00	\$0.00	\$0.00
CASH ADVANCES	23.990%	.06572%	\$0.00	\$0.00	\$0.00	\$0.00
TOTAL				\$0.00	\$0.00	\$0.00

**Important Information**

TOTAL \*FINANCE CHARGE\* BILLED IN 2021 \$0.00

TOTAL \*FINANCE CHARGE\* PAID IN 2021 \$0.00

See reverse side for important information

PAGE 1 of 4

DETACH HERE

Detach and mail with check payable to "Wells Fargo" to arrive by Current Payment Due Date.

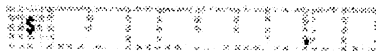
Make checks payable to: Wells Fargo

Account Number	[REDACTED]
New Balance	\$1,574.31
Total Amount Due (Minimum Payment)	\$31.00
Current Payment Due Date	03/18/22

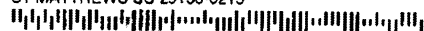
Print address or phone changes:

Work ( )

Amount Enclosed:



  
 PAYMENT REMITTANCE CENTER YTG  
 PO BOX 77033 8  
 MINNEAPOLIS MN 55480-7733

CALHOUN CTY SCHOOLS  
 PO BOX 215  
 ST MATTHEWS SC 29135-0215 M201  




**Transaction Details**

Trans	Post	Reference Number	Description	Credits	Charges
01/26	01/26	[redacted]	SAMS CLUB #6203 COLUMBIA SC		
02/07	02/07	[redacted]	PAYMENT THANK YOU		473.52
02/09	02/09	[redacted]	ORANGEBURG CASH AND CARY ORANGEBURG SC	565.52	
02/09	02/09	[redacted]	WAL-MART #0616 ORANGEBURG SC		325.52
02/10	02/10	[redacted]	WAL-MART #0616 ORANGEBURG SC		37.58
02/16	02/16	[redacted]	ORANGEBURG CASH AND CARY ORANGEBURG SC		356.35
					381.14

**Wells Fargo News**

**Take advantage of the features that come with Online Banking:**

Messages and alerts: Stay informed about your account with updates sent to your email or mobile phone.

Wells Fargo Card Design Studio® service: Make your card as unique as your business. Customize your card design with this free service.

Automatic Payments: Never miss a payment, avoid late charges and protect your credit rating.

1.1





# Invoice/Statement

**INVOICE NUMBER:** 79083904  
**ACCOUNT NAME:** Calhoun County Public Schools (2)

PAGE 1 OF 1

ACCOUNT NUMBER	DAYS THIS PERIOD	BILL CLOSING DATE	BILLING DATE	PAYMENT DUE DATE	PAYMENT DUE
[REDACTED]	28	FEB-28-2022	MAR-01-2022	MAR-22-2022	2,087.74

TRANSACTION DATE	TRANSACTION DESCRIPTION	CHARGES	PAYMENTS/ CREDITS
FEB-14-2022	Payment - Thank You		1,406.27
FEB-28-2022	Fuel Purchases	2,169.75	
FEB-28-2022	Other Adjustments this Period	46.00	
FEB-28-2022	Tax Exempt Credit		128.01

REMINDER PLEASE BE SURE TO INCLUDE REMITTANCE STUB WITH PAYMENT. MAIL TO THE ADDRESS SHOWN IN THE RIGHT PORTION OF THE REMITTANCE STUB.

PURCHASES, RETURNS AND PAYMENTS MADE JUST PRIOR TO BILLING DATE MAY NOT APPEAR UNTIL THE NEXT INVOICE/STATEMENT.

PREVIOUS BALANCE	(-)PAYMENTS	(+)ACTIVITY THIS PERIOD	(-)SAVINGS THIS PERIOD	(=)NEW BALANCE
1,406.27	-1,406.27	2,215.75	-128.01	2,087.74

CALL CUSTOMER SERVICE TO PAY BY PHONE  
 FEDERAL TAX ID: 841425616

SEE REVERSE SIDE FOR IMPORTANT INFORMATION AND TERMS.  
 TO ENSURE PROPER CREDIT, TEAR AT PERFORATION AND INCLUDE BOTTOM PORTION WITH YOUR PAYMENT.

ACCOUNT NAME	Calhoun Public Schls
ACCOUNT NUMBER	[REDACTED]
INVOICE NUMBER	79083904
BILL CLOSING DATE	FEB-28-2022
AMOUNT DUE	2,087.74
AMOUNT ENCLOSED	
PAYMENT DUE DATE	MAR-22-2022

PAYMENTS RECEIVED AFTER THIS DATE SUBJECT TO FINANCE CHARGE.



## ExxonMobil BusinessPro

FAX CHANGE OF ADDRESS REQUEST TO 1-800-395-0809.  
 Make Check Payable to: WEX BANK  
 Use enclosed envelope or send to:



WEX BANK  
 P.O. BOX 6293  
 CAROL STREAM IL 60197-6293



### **Balance Subject to Late Fees**

If Company's fails to make payment in full by the applicable Due Date, or a payment is returned (each a "Payment Default"), then a fee (the "Late Fee") will apply to the Total Outstanding Balance (as defined below). The late fee will be calculated by multiplying the applicable late fee rate by the Total Outstanding Balance on the Calculation Date, not to exceed the amount allowable by applicable law. For Billing Cycles other than monthly, the percentage rate used in the Late Fee calculation will be prorated based on the length of the billing cycle in relation to a monthly billing cycle. Company will be considered to have made a payment to Issuer on an Account only when the payment is posted to the Account as provided in this Agreement. 7.2 The "Calculation Date" is the earlier of (a) the posting date for Company's payment in full of the invoiced amount to its Account, or (b) the last day of the Billing Cycle during which the Payment Default occurred. The "Total Outstanding Balance" is the invoiced amount, plus the amount of any unbilled Transactions delivered by a merchant to Issuer, and minus any credits that have posted to the Account, through the Calculation Date.

### **How to Dispute Your Invoice**

Charges must be disputed in writing no later than sixty (60) days from the bill closing date or they will be considered final and binding.

### **Card Issuer**

The card is issued and payable to WEX Bank under a Business Charge Account Agreement with the cardholder named on the reverse.

### **Customer Service**

For account inquiries and correspondence regarding account service or billing:

- **Call 1-800-950-6157, or**
- **Email [correspondence@wexinc.com](mailto:correspondence@wexinc.com), or**
- **Fax to 1-800-395-0809, or**
- **Mail to P.O. Box 639, Portland, ME 04104**

Do not mail payments to this address. Payments must be sent to the remit address on your invoice.

Be sure to include your account number on all correspondence.

Your full Business Card Agreement is available here:  
<https://www.wexdrive.com/tncs/exxonuniv.pdf>

### **Payment Options**

#### **Mail**

Be sure to include bottom portion of invoice with your payment. Write your account number or invoice number on the check to help avoid delays in payment processing if the check and remit stub become separated. Check payments can take up to two Business Days to process from the time the envelope containing a check arrives at Issuer's facility to posting of the check amount to the Account.

Allow 10 business days prior to the due date for mailing to help avoid late fees. Paper checks must be received at least two business days before Payment Due Date to enable on-time processing.

#### **Online**

Authorized users can elect to receive an email notification when an invoice is ready for online viewing and payment. Log in or register to set up an online account at [www.exxonmobilbusinessonline.com](http://www.exxonmobilbusinessonline.com).

Online payments scheduled by 3:00 PM ET (on business days) are credited to your account on the same day. There is no fee for online payments.

#### **Phone**

Call Customer Service and select the menu option for Billing Inquiries. In addition to scheduling a payment, you can also check your balance.

Payments scheduled by 3:00 PM ET (on business days) are credited to your Account on the same day.

Be prepared with your fleet card account number and a sample check to enter your bank account number and routing number. There is no fee for phone payments.



STATEMENT PERIOD:  
ACCOUNT NO:

FEB-01-2022 TO FEB-28-2022

DELIVER TO:  
Calhoun County Public Schools (2)  
PO Box 215  
St Matthews, SC 29135

## Financial Summary Department Totals

ACCOUNT NUMBER	FLEET NAME
	Calhoun County Public Schools (2)

DEPARTMENT NAME	CURRENT PERIOD				YTD - Calendar					
	GROSS FUEL AMOUNT	NET FUEL AMOUNT	SERVICE AMOUNT	NON-FUEL AMOUNT	TOTAL AMOUNT	GROSS FUEL AMOUNT	NET FUEL AMOUNT	SERVICE AMOUNT	NON-FUEL AMOUNT	TOTAL AMOUNT
Unassigned	2169.75	2041.74			2087.74	3621.06	3402.01			3494.01
ACCOUNT TOTALS	2169.75	2041.74			2087.74	3621.06	3402.01			3494.01
CARD ACTIVITY	TOTAL	ACTIVE	% ACTIVE							
CURRENT PERIOD	23	13	56.5%							
PREVIOUS PERIOD	23	11	47.8%							



STATEMENT PERIOD:  
ACCOUNT NO:

FEB-01-2022 TO FEB-28-2022

DELIVER TO:  
Calhoun County Public Schools (2)  
PO Box 215  
St Matthews, SC 29135

## Financial Summary Current Period

ACCOUNT NUMBER	FLEET NAME
	Calhoun County Public Schools (2)

DEPARTMENT NAME	TYPE OF PURCHASE	PRODUCT DESCRIPTION	NO. OF PURCHASES	TOTAL UNITS	GROSS AMOUNT	EXEMPTED TAXES	NET AMOUNT	AVG COST/UNIT	AVG EV COST/UNIT	MILES DRIVEN	AVG MPG	
Unassigned	FUEL	Diesel #1	1	59.66	232.64	-14.50	218.14	3.899				
		Diesel Off Road (#1	1	2.59	8.68		8.68	3.351				
		Regular Diesel #2	3	198.31	743.20	-48.18	695.02	3.748				
		Unleaded Plus	3	53.27	201.77	-9.75	192.02	3.788				
		Unleaded Regular	13	286.35	914.37	-52.40	861.97	3.193				
		Unleaded Super	1	17.36	69.09	-3.18	65.91	3.980				
		<b>TOTAL FUEL</b>		<b>22</b>	<b>617.54</b>	<b>-128.01</b>	<b>2041.74</b>	<b>3.514</b>			<b>5242</b>	<b>8.5</b>
		ANCILLARY FEES	MONTHLY CARD CHARGE					46.00				
		<b>TOTAL ANCILLARY FEES</b>		<b>22</b>	<b>46.00</b>			<b>46.00</b>				
	Unassigned	<b>TOTAL PURCHASES</b>		<b>22</b>	<b>2215.75</b>	<b>-128.01</b>	<b>2087.74</b>	<b>2087.74</b>				
<b>ACCOUNT TOTALS</b>			<b>22</b>	<b>2215.75</b>	<b>-128.01</b>	<b>2087.74</b>						





STATEMENT PERIOD: FEB-01-2022 TO FEB-28-2022  
 ACCOUNT NO: [REDACTED]

DELIVER TO:  
 Calhoun County Public Schools (2)  
 PO Box 215  
 St Matthews, SC 29135

## Financial Summary Year To Date - Calendar

ACCOUNT NUMBER	FLEET NAME
[REDACTED]	Calhoun County Public Schools (2)

DEPARTMENT NAME	TYPE OF PURCHASE	PRODUCT DESCRIPTION	NO. OF PURCHASES	TOTAL UNITS	GROSS AMOUNT	EXEMPTED TAXES	NET AMOUNT	AVG COST/UNIT	AVG EV COST/UNIT	MILES DRIVEN	AVG MPG
Unassigned	FUEL	Diesel #1	2	137.24	496.36	-33.35	463.01	3.617			
		Diesel Off Road (#1)	1	2.59	8.68		8.68	3.351			
		Regular Diesel #2	5	276.48	1003.32	-67.17	936.15	3.629			
		Unleaded Plus	4	67.85	254.25	-12.42	241.83	3.747			
		Unleaded Regular	21	487.54	1520.47	-89.21	1431.26	3.119			
		Unleaded Super	4	92.32	337.98	-16.90	321.08	3.661			
		<b>TOTAL FUEL</b>	<b>37</b>	<b>1064.02</b>	<b>3621.06</b>	<b>-219.05</b>	<b>3402.01</b>	<b>3.403</b>		<b>9684</b>	<b>9.1</b>
Unassigned	TOTAL ANCILLARY FEES	ANCILLARY FEES			92.00		92.00				
		MONTHLY CARD CHARGE			92.00		92.00				
		<b>TOTAL ANCILLARY FEES</b>	<b>37</b>		<b>3713.06</b>	<b>-219.05</b>	<b>3494.01</b>				
		<b>ACCOUNT TOTALS</b>			<b>3713.06</b>	<b>-219.05</b>	<b>3494.01</b>				



STATEMENT PERIOD:  
ACCOUNT NO:

FEB-01-2022 TO FEB-28-2022

DELIVER TO:  
Calhoun County Public Schools (2)  
PO Box 215  
St Matthews, SC 29135

## Exception Summary

ACCOUNT NUMBER	FLEET NAME
	Calhoun County Public Schools (2)

ACCOUNT PURCHASE EXCEPTIONS	CODE	DESCRIPTION	NO OF EXCEPTIONS	COST OF TRANSACTIONS
	ET	PURCHASE END TIME	1	10.22
	FC	FUEL COST/TRANS	20	2,150.85
	FD	FUEL TRANS/DAY	1	92.45
	PR	ALLOWED PRODUCTS	4	270.86
	ST	PURCHASE START TIME	1	94.32
	TU	FUEL UNITS/TRANS	14	1,834.07
		TOTALS :	41	

### CARDS NOT FUELING

CARD NO	SPECIAL EMBOSSEING
0003	LAWN MOWERS
0004	00 FORD DUMP
0008	TRACTOR
0009	92 DODGE RAM
0012	06 CHEVY P/U
0014	95 CHEVY IMPALA
0015	SPARE
0019	
0021	
0023	

TOTAL CARDS : 10



STATEMENT PERIOD: FEB-01-2022 TO FEB-28-2022  
 ACCOUNT NO: [REDACTED]

DELIVER TO:  
 Calhoun County Public Schools (2)  
 PO Box 215  
 St Matthews, SC 29135

# Fleet Products Report

ACCOUNT NUMBER	FLEET NAME
[REDACTED]	Calhoun County Public Schools (2)

TRANS DATE	TRANS TIME	SITE ADDRESS	TICKET NUMBER	TRANS CODE	PROD	UNITS	FUEL	SERVICE	NON-FUEL	GROSS AMOUNT	EXEMPTED TAXES	REBATE CODE	NET AMOUNT	DRIVER/PROMPT	ODO PROMPT	COST/UNIT	EXC CODES
02-24	09:49	CHEVY ACT BUS #7 730 Bridge St Matthe SC	00776235	OP,EN	SUP	17.36	69.09			69.09	-3.18		65.91	PREV ODOM Z Fredrick	206779	3.978	FC,PR
02-24	10:53	923 Bridge St Matthe SC	0560300	OP,EN	UN +	23.71	92.45			92.45	-4.34		88.11	Z Fredrick	207582 137575	3.899	FC,FD,PR TU
		Retail Period Units, Dollars, Avg PPG YTD - Calendar Units, Dollars, Avg PPG				41.07 93.90	161.54 330.11			161.54 330.11	-7.52 -17.19		154.02 312.92		***** *****	3.933 3.516	
02-08	08:43	FORD TAURUS SW 923 Bridge St Matthe SC	0426965	OP,EN	UNL	12.11	38.26			38.26	-2.22		36.04	PREV ODOM Z Fredrick	198888	3.159	FC
02-26	10:11	923 Bridge St Matthe SC	0578989	OP,EN	UNL	20.07	70.23			70.23	-3.67		66.56	Z Fredrick	207345 45388	3.499	FC,TU
		Retail Period Units, Dollars, Avg PPG YTD - Calendar Units, Dollars, Avg PPG				32.18 32.18	108.49 108.49			108.49 108.49	-5.89 -5.89		102.60 102.60		***** *****	3.371 3.371	
02-24	16:38	BUS 806CG48839 730 Bridge St Matthe SC	00776997	OP,EN	DSL	70.34	272.85			272.85	-17.09		255.76	PREV ODOM Z Fredrick	121312 123624	3.878	FC,TU
		Retail Period Units, Dollars, Avg PPG YTD - Calendar Units, Dollars, Avg PPG				70.34 70.34	272.85 272.85			272.85 272.85	-17.09 -17.09		255.76 255.76		***** *****	3.879 3.879	
02-25	13:08	BUS 811CG1276 730 Bridge St Matthe SC	00778616	OP,EN	DSL	62.85	243.80			243.80	-15.27		228.53	PREV ODOM Z Fredrick	93698 94194	3.879	FC,TU
		Retail Period Units, Dollars, Avg PPG YTD - Calendar Units, Dollars, Avg PPG				62.85 168.30	243.80 601.69			243.80 601.69	-15.27 -40.89		228.53 560.80		496 1309	3.879 3.575	
		Period Avg MPG, Avg Cost/Mile, Miles Does not include EV Txns				7.89	0.49			0.49							

**TRANSACTION CODES:**

OP = Outdoor Payment Terminal  
 EN = Enhanced Merchant Network

**EXCEPTION CODES:**

FD = Fuel Trans/Day  
 SD = Service Trans/Day  
 FC = Fuel Cost /Trans  
 SC = Service Cost/Trans

CD = Total Cost/Day  
 TU = Fuel Units/Trans  
 BU = Fuel Units/Billing Cycle  
 DU = Total Fuel Units/Day

DY = Days not Allowed  
 ST = Purchase Start Time  
 ET = Purchase End Time  
 MT = Manual Trans

FT = Allowed Fuel Types  
 PR = Allowed Products  
 SP = Allowed State/Province  
 CU = Max PPU



STATEMENT PERIOD:  
ACCOUNT NO:

FEB-01-2022 TO FEB-28-2022

# Fleet Products Report

ACCOUNT NUMBER	FLEET NAME
	Calhoun County Public Schools (2)

TRANS DATE	TRANS TIME	SITE ADDRESS	TICKET NUMBER	TRANS CODE	PROD	UNITS	FUEL	SERVICE	NON-FUEL	GROSS AMOUNT	EXEMPTED TAXES	REBATE CODE	NET AMOUNT	DRIVER/PROMPT	ODO PROMPT	COST/UNIT	EXC CODES
CARD	02-05 04:30	CHEVY ACT BUS #8	0402107	OP,EN	UNL	29.85	94.32			94.32	-5.46		88.86	PREV ODOM Z Fredrick	137393	3.159	FC,ST,TU
	02-08 23:41	923 Bridge St Matthe SC	00669069	OP,EN	UNL	3.24	10.22			10.22	-0.59		9.63	Z Fredrick	45224	3.158	ET
	02-09 11:17	3687 Saint Orangebur SC	00750671	OP,EN	UNL	18.65	59.28			59.28	-3.41		55.87	Z Fredrick	134555	3.178	FC
	02-11 13:30	730 Bridge St Matthe SC	00754456	OP,EN	UNL	34.47	109.58			109.58	-6.31		103.27	Z Fredrick	45481	3.179	FC,TU
		Retail Period Units, Dollars, Avg PPG				86.21	273.40			273.40	-15.77		257.63		*****	3.171	
		YTD - Calendar Units, Dollars, Avg PPG				111.78	367.49			367.49	-20.45		347.04		*****	3.288	
CARD	02-14 09:54	FORD MAINT 1				28.71	91.25			91.25	-5.25		86.00	PREV ODOM T FREDRICK	43997	3.178	FC,TU
		730 Bridge St Matthe SC	00759074	OP,EN	UNL	28.71	91.25			91.25	-5.25		86.00		79891	3.178	FC,TU
		Retail Period Units, Dollars, Avg PPG				83.65	257.55			257.55	-15.30		242.25		*****	3.178	
		YTD - Calendar Units, Dollars, Avg PPG				83.65	257.55			257.55	-15.30		242.25		*****	3.079	
CARD	02-02 11:14	FORD MAINT 2				27.41	84.38			84.38	-5.02		79.36	PREV ODOM R RICKENBAKE	95581	3.079	FC,TU
	02-09 07:56	730 Bridge St Matthe SC	00739489	OP,EN	UNL	29.88	95.00			95.00	-5.47		89.53	R RICKENBAKE	95928	3.179	FC,TU
		730 Bridge St Matthe SC	00750321	OP,EN	UNL	29.88	95.00			95.00	-5.47		89.53	R RICKENBAKE	96301	3.179	FC,TU
		Retail Period Units, Dollars, Avg PPG				57.29	179.38			179.38	-10.49		168.89		720	3.131	
		YTD - Calendar Units, Dollars, Avg PPG				110.47	340.40			340.40	-20.23		320.17		1362	3.081	
		Period Avg MPG, Avg Cost/Mile, Miles Does not include EV Txns				12.57	0.25			0.25							
CARD	02-01 11:12	AQT BUS 801CG48838				65.12	226.55			226.55	-15.82		210.73	PREV ODOM Z Fredrick	134438	3.479	FC,TU
		730 Bridge St Matthe SC	00737741	OP,EN	DSL	65.12	226.55			226.55	-15.82		210.73		134891	3.479	FC,TU

**TRANSACTION CODES:**

OP = Outdoor Payment Terminal  
EN = Enhanced Merchant Network

**EXCEPTION CODES:**

FD = Fuel Trans/Day  
SD = Service Trans/Day  
FC = Fuel Cost/TTrans  
SC = Service Cost/TTrans  
DU = Total Fuel Units/Day  
DU = Total Fuel Units/Day

CD = Total Cost/Day  
TU = Fuel Units/Trans  
BU = Fuel Units/Billing Cycle  
DU = Total Fuel Units/Day

DY = Days not Allowed  
ST = Purchase Start Time  
ET = Purchase End Time  
MT = Manual Trans  
FT = Allowed Fuel Types  
PR = Allowed Products  
SP = Allowed State/Province  
CU = Max PPU



# Fleet Products Report

ACCOUNT NUMBER	FLEET NAME
	Calhoun County Public Schools (2)

TRANS DATE	TRANS TIME	SITE ADDRESS	TICKET NUMBER	TRANS CODE	PROD	UNITS	FUEL	SERVICE	NON-FUEL	GROSS AMOUNT	EXEMPTED TAXES	REBATE CODE	NET AMOUNT	DRIVER/PROMPT	ODO PROMPT	COST/UNIT	EXC CODES	
CARD	0013	AGT BUS 801CG48838 cont.																
		Retail Period Units, Dollars, Miles, Avg PPG				65.12	226.55			226.55	-15.82		210.73		453	3.479		
		YTD - Calendar Units, Dollars, Miles, Avg PPG				65.12	226.55			226.55	-15.82		210.73		453	3.479		
		Period Avg MPG, Avg Cost/Mile, Miles				6.96	0.50											
		Does not include EV Txns																
CARD	0016	VAN																
	02-24	07:51	730 Bridge St Matthe SC	00775974	OP_EN	UNL	77.00			77.00	-4.30		72.70	PREV ODOM B Hunter	60428 60709	3.278	FC,TU	
		Retail Period Units, Dollars, Miles, Avg PPG				23.48	77.00			77.00	-4.30		72.70		281	3.279		
		YTD - Calendar Units, Dollars, Miles, Avg PPG				45.86	145.00			145.00	-8.39		136.61		567	3.162		
		Period Avg MPG, Avg Cost/Mile, Miles				11.97	0.27											
		Does not include EV Txns																
CARD	0017	2016 CHEVY IMPALA																
	02-08	08:24	495 Piney Columbia SC	00016135	OP_EN	UNL	40.83			40.83	-2.34		38.49	PREV ODOM S Wilson	68949 69281	3.199	FC	
	02-17	14:50	495 Piney Columbia SC	00026396	OP_EN	UN +	72.30			72.30	-3.58		68.72	S Wilson	150462	3.699	FC,PR	
	02-20	16:22	495 Piney Columbia SC	00029842	OP_EN	UN +	37.02			37.02	-1.83		35.19	S Wilson	150825	3.699	FC,PR	
		Retail Period Units, Dollars, Miles, Avg PPG				42.32	150.15			150.15	-7.75		142.40		*****	3.548		
		YTD - Calendar Units, Dollars, Miles, Avg PPG				56.49	192.08			192.08	-10.34		181.74		*****	3.400		
CARD	0018	2017 ACTIVITY BUS																
	02-25	12:47	923 Bridge St Matthe SC	0571158	OP_EN	DSL	232.64			232.64	-14.50		218.14	PREV ODOM Z Fredrick	15587 16040	3.899	FC,TU	

**TRANSACTION CODES:**

OP = Outdoor Payment Terminal  
EN = Enhanced Merchant Network

**EXCEPTION CODES:**

FD = Fuel Trans/Day  
SD = Service Trans/Day  
FC = Fuel Cost/Trans  
SC = Service Cost/Trans

CD = Total Cost/Day  
TU = Fuel Units/Trans  
BU = Fuel Units/Billing Cycle  
DU = Total Fuel Units/Day

DY = Days not Allowed  
ST = Purchase Start Time  
ET = Purchase End Time  
MT = Manual Trans

FT = Allowed Fuel Types  
PR = Allowed Products  
SP = Allowed State/Province  
CU = Max PPU



STATEMENT PERIOD:  
ACCOUNT NO:

FEB-01-2022 TO FEB-28-2022

# Fleet Products Report

ACCOUNT NUMBER	FLEET NAME
	Calhoun County Public Schools (2)

TRANS DATE	TRANS TIME	SITE ADDRESS	TICKET NUMBER	TRANS CODE	PROD	UNITS	FUEL	SERVICE	NON-FUEL	GROSS AMOUNT	EXEMPTED TAXES	REBATE CODE	NET AMOUNT	DRIVER/PROMPT	ODO PROMPT	COST/UNIT	EXC CODES
CARD	0018 2017	ACTIVITY BUS cont.															
		Retail Period Units, Dollars, Miles, Avg PPG				59.66	232.64			232.64	-14.50		218.14		453	3.899	
		YTD - Calendar Units, Dollars, Miles, Avg PPG				109.96	398.59			398.59	-26.72		371.87		*****	3.625	
		Period Avg MPG, Avg Cost/Mile, Miles				7.59	0.51										
		Does not include EV Txns															
CARD	0020																
02-01	09:22	923 Bridge St Matthe SC	0368159	OP,EN	UNL	22.59	70.01			70.01	-4.13		65.88	PREV ODOM	109328	3.099	FC,TU
02-14	09:47	923 Bridge St Matthe SC	0476648	OP,EN	UNL	23.13	74.01			74.01	-4.23		69.78	T Wannamaker	109625	3.199	FC,TU
		Period Avg MPG, Avg Cost/Mile, Miles				45.72	144.02			144.02	-8.36		135.66	T Wannamaker	109917	3.150	
		YTD - Calendar Units, Dollars, Miles, Avg PPG				69.39	215.02			215.02	-12.69		202.33		589	3.099	
		Period Avg MPG, Avg Cost/Mile, Miles				12.88	0.24								794		
		Does not include EV Txns															
CARD	0022																
02-23	08:20	730 Bridge St Matthe SC	00774198	OP,EN	FRM	2.59	8.68			8.68			8.68	PREV ODOM	4	3.347	
		Retail Period Units, Dollars, Miles, Avg PPG				2.59	8.68			8.68			8.68	R RICKENBAKE	4		
		YTD - Calendar Units, Dollars, Miles, Avg PPG				2.59	8.68			8.68			8.68		*****	3.351	
		Unable to calculate MPG because of unreasonable odometer													*****	3.351	
		AVG PPG DOES NOT INCLUDE EV TXNS															
		Period Units, Dollars, Miles, Avg PPG				617.54	2169.75			2169.75	-128.01		2041.74		2992	3.514	
		YTD - Calendar Units, Dollars, Miles, Avg PPG				1064.02	3621.06			3621.06	-219.05		3402.01		4485	3.403	
		Does not include EV Txns															
ACCOUNT TOTALS																	



STATEMENT PERIOD:  
ACCOUNT NO:

FEB-01-2022 TO FEB-28-2022

## Fleet Products Report

If an adjustment is shown here and in the detail above, the amount listed here is a summed value of those individual charges.

DATE	TRANSACTION DESCRIPTION	FUNDED BY	REBATE PERIOD UNITS/DOLLARS	PERIOD AMT	REBATE YTD UNITS/DOLLARS	REBATE YTD AMT
02-28-2022	OTHER ADJUSTMENTS THIS PERIOD Monthly Card Charge			46.00		
	Subtotal			46.00		
	Total			46.00		
	The Finance Charge is determined by applying a periodic rate of 6.99%					



STATEMENT PERIOD:  
ACCOUNT NO:

FEB-01-2022 TO FEB-28-2022

DELIVER TO:  
Calhoun County Public Schools (2)  
PO Box 215  
St Matthews, SC 29135

## Site Summary

ACCOUNT NUMBER	FLEET NAME
	Calhoun County Public Schools (2)

SITE ID	SITE ADDRESS	NO. PURCH	GASOLINE		DIESEL		EV		SERVICE		NON-FUEL AMOUNT	GROSS AMOUNT	EXEMPTED TAXES	NET AMOUNT
			GALS	GROSS AMOUNT	GALS	GROSS AMOUNT	UNITS	GROSS AMOUNT	UNITS	GROSS AMOUNT				
0000JLQ	3687 Saint Matthews Orangeburg, SC 29118	1	3.24	10.22								10.22	-0.59	9.63
0000T8YQ	730 Bridge St 1 St Matthews, SC 29135	11	179.96	585.58	200.90	751.88						1,337.46	-81.12	1,256.34
0001869B	923 Bridge St St Matthews, SC 29135	7	131.46	439.28	59.66	232.64						671.92	-38.55	633.37
0001BB5N	495 Piney Grove Rd Columbia, SC 29210	3	42.32	150.15								150.15	-7.75	142.40
<b>ACCOUNT TOTALS</b>		<b>22</b>	<b>356.98</b>	<b>1,185.23</b>	<b>260.56</b>	<b>984.52</b>						<b>2,169.75</b>	<b>-128.01</b>	<b>2,041.74</b>





STATEMENT PERIOD:  
ACCOUNT NO:

FEB-01-2022 TO FEB-28-2022

DELIVER TO:  
Calhoun County Public Schools (2)  
PO Box 215  
St Matthews, SC 29135

## Fleet Products Summary Report

ACCOUNT NUMBER	FLEET NAME
	Calhoun County Public Schools (2)

CARD NUMBER	CARD TOTALS	FUEL		SERVICE		NON-FUEL AMOUNT	GROSS AMOUNT	EXEMPTED TAXES	NET AMOUNT
		UNITS	AMOUNT	UNITS	AMOUNT				
CARD 0001 06 CHEVY ACT BUS #7	SUBTOTAL YTD - Calendar	41.07	161.54				161.54	-7.52	154.02
		93.90	330.11				330.11	-17.19	312.92
CARD 0002 01 FORD TAURUS SW	SUBTOTAL YTD - Calendar	32.18	108.49				108.49	-5.89	102.60
		32.18	108.49				108.49	-5.89	102.60
CARD 0005 ACT BUS 806CG48839	SUBTOTAL YTD - Calendar	70.34	272.85				272.85	-17.09	255.76
		70.34	272.85				272.85	-17.09	255.76
CARD 0006 ACT BUS 811CG1276	SUBTOTAL YTD - Calendar	62.85	243.80				243.80	-15.27	228.53
		168.30	601.69				601.69	-40.89	560.80
CARD 0007 06 CHEVY ACT BUS #8	SUBTOTAL YTD - Calendar	86.21	273.40				273.40	-15.77	257.63
		111.78	367.49				367.49	-20.45	347.04
CARD 0010 04 FORD MAINT 1	SUBTOTAL YTD - Calendar	28.71	91.25				91.25	-5.25	86.00
		83.65	257.55				257.55	-15.30	242.25
CARD 0011 04 FORD MAINT 2	SUBTOTAL YTD - Calendar	57.29	179.38				179.38	-10.49	168.89
		110.47	340.40				340.40	-20.23	320.17
CARD 0012 06 CHEVY P/U	YTD - Calendar	29.41	104.08				104.08	-5.38	98.70
CARD 0013 ACT BUS 801CG48838	SUBTOTAL YTD - Calendar	65.12	226.55				226.55	-15.82	210.73
		65.12	226.55				226.55	-15.82	210.73
CARD 0014 95 CHEVY IMPALA	YTD - Calendar	14.58	52.48				52.48	-2.67	49.81
CARD 0016 15 VAN	SUBTOTAL YTD - Calendar	23.48	77.00				77.00	-4.30	72.70
		45.86	145.00				145.00	-8.39	136.61
CARD 0017 2016 CHEVY IMPALA	SUBTOTAL YTD - Calendar	42.32	150.15				150.15	-7.75	142.40
		56.49	192.08				192.08	-10.34	181.74



STATEMENT PERIOD:  
ACCOUNT NO:

FEB-01-2022 TO FEB-28-2022

## Fleet Products Summary Report

ACCOUNT NUMBER	FLEET NAME
	Calhoun County Public Schools (2)

CARD NUMBER	CARD TOTALS	FUEL		SERVICE		NON-FUEL AMOUNT	GROSS AMOUNT	EXEMPTED TAXES	NET AMOUNT
		UNITS	AMOUNT	UNITS	AMOUNT				
CARD 0018 2017 ACTIVITY BUS	SUBTOTAL	59.66	232.64				232.64	-14.50	218.14
	YTD - Calendar	109.96	398.59				398.59	-26.72	371.87
CARD 0020	SUBTOTAL	45.72	144.02				144.02	-8.36	135.66
	YTD - Calendar	69.39	215.02				215.02	-12.69	202.33
CARD 0022	SUBTOTAL	2.59	8.68				8.68		8.68
	YTD - Calendar	2.59	8.68				8.68		8.68
<b>ACCOUNT TOTALS</b>	<b>PERIOD</b>	<b>617.54</b>	<b>2169.75</b>				<b>2169.75</b>	<b>-128.01</b>	<b>2041.74</b>
	<b>YTD TOTAL - Calendar</b>	<b>1064.02</b>	<b>3621.06</b>				<b>3621.06</b>	<b>-219.05</b>	<b>3402.01</b>



STATEMENT PERIOD:  
ACCOUNT NO:

FEB-01-2022 TO FEB-28-2022

DELIVER TO:  
Calhoun County Public Schools (2)  
PO Box 215  
St Matthews, SC 29135

# Tax Summary

ACCOUNT NUMBER	FLEET NAME
	Calhoun County Public Schools (2)

TAX JURISDICTION	ID	EXPIRATION	EXEMPTED TAX \$	REPORTED TAX \$	TAX TYPE	TAX PRODUCT CLASS	UNITS	GROSS \$	TAX RATE
Federal	576000864	NOV-16-2023	-65.33		Federal Excise	Gasoline	356.98	1185.23	0.18300
Federal TOTALS			-62.68		Federal Excise	Diesel	257.97	975.84	0.24300
SC			-128.01				614.95	2161.07	
SC STATE TOTALS				-67.07	State Excise	Diesel	257.97	975.84	0.26000
ACCOUNT TOTALS			-128.01	-159.87	State Excise	Gasoline	356.98	1185.23	0.26000