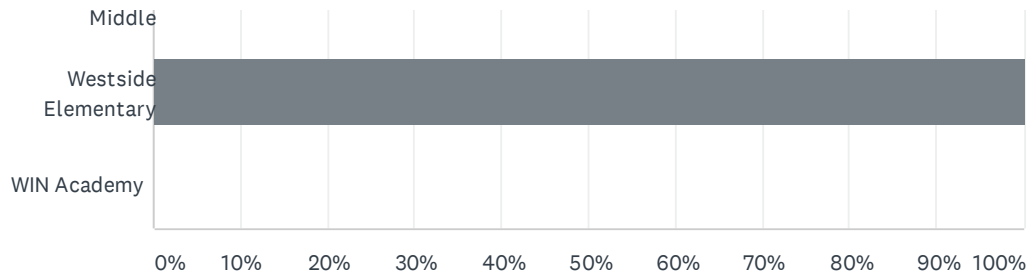


Q1 My child attends

Answered: 12 Skipped: 0

School	Percentage
CB Watson Primary	100%
Centerville Elementary	100%
Eagle Springs Elementary	100%
Huntington Middle	100%
Lindsey Elementary	100%
Miller Elementary	100%
Morningside Elementary	100%
Northside Elementary	100%
Northside High	100%
Northside Middle	100%
Parkwood Elementary	100%
Pearl Stephens Elementary	100%
Perry Middle	100%
Russell Elementary	100%
Shirley Hills Elementary	100%
Thomson Middle	100%
Tucker Elementary	100%
Warner Robins High	100%
Warner Robins	100%

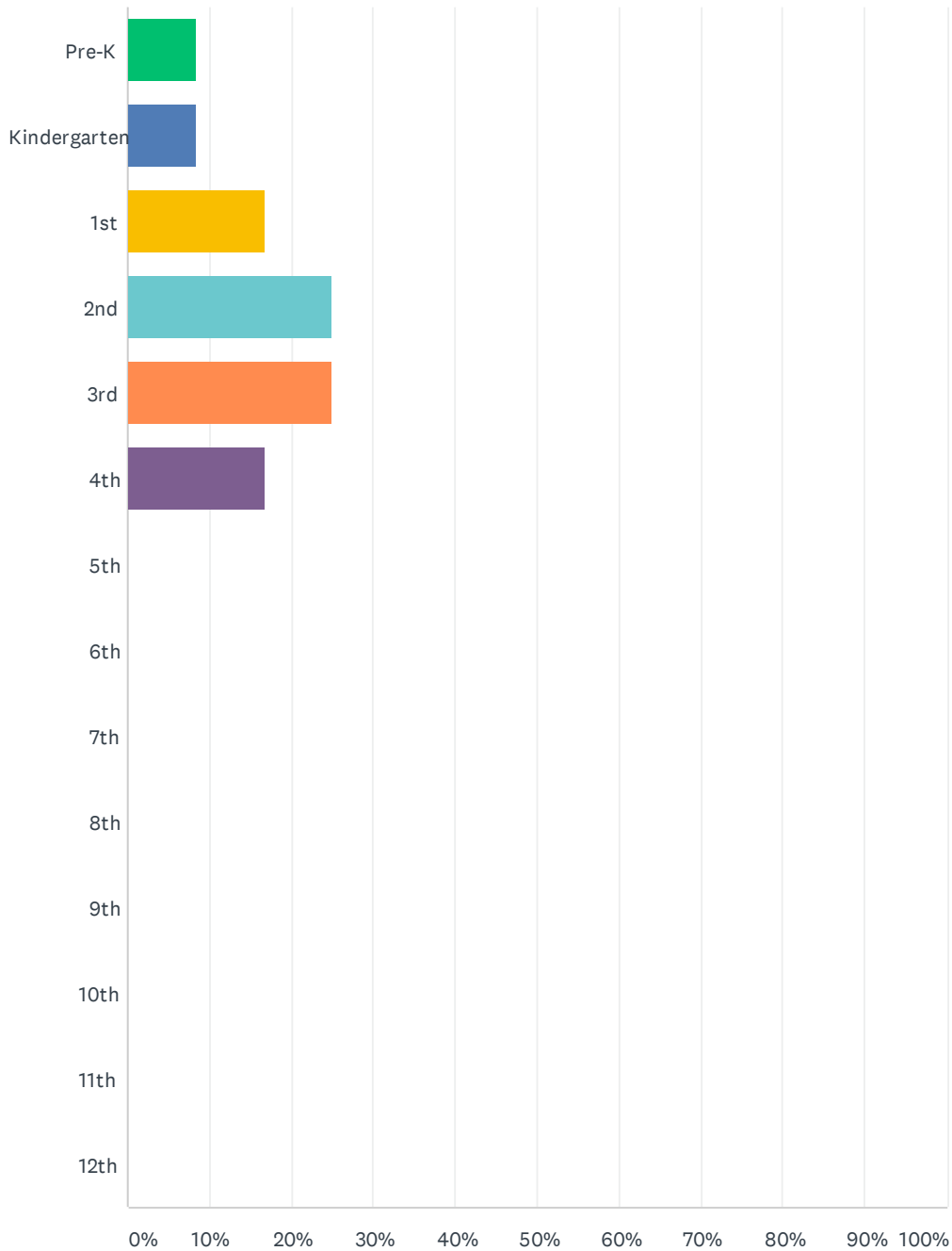
Houston County Title I Parent Satisfaction Survey



ANSWER CHOICES	RESPONSES
CB Watson Primary	0.00% 0
Centerville Elementary	0.00% 0
Eagle Springs Elementary	0.00% 0
Huntington Middle	0.00% 0
Lindsey Elementary	0.00% 0
Miller Elementary	0.00% 0
Morningside Elementary	0.00% 0
Northside Elementary	0.00% 0
Northside High	0.00% 0
Northside Middle	0.00% 0
Parkwood Elementary	0.00% 0
Pearl Stephens Elementary	0.00% 0
Pery Middle	0.00% 0
Russell Elementary	0.00% 0
Shirley Hills Elementary	0.00% 0
Thomson Middle	0.00% 0
Tucker Elementary	0.00% 0
Warner Robins High	0.00% 0
Warner Robins Middle	0.00% 0
Westside Elementary	100.00% 12
WIN Academy	0.00% 0
TOTAL	12

Q2 What grade is your child currently in?

Answered: 12 Skipped: 0

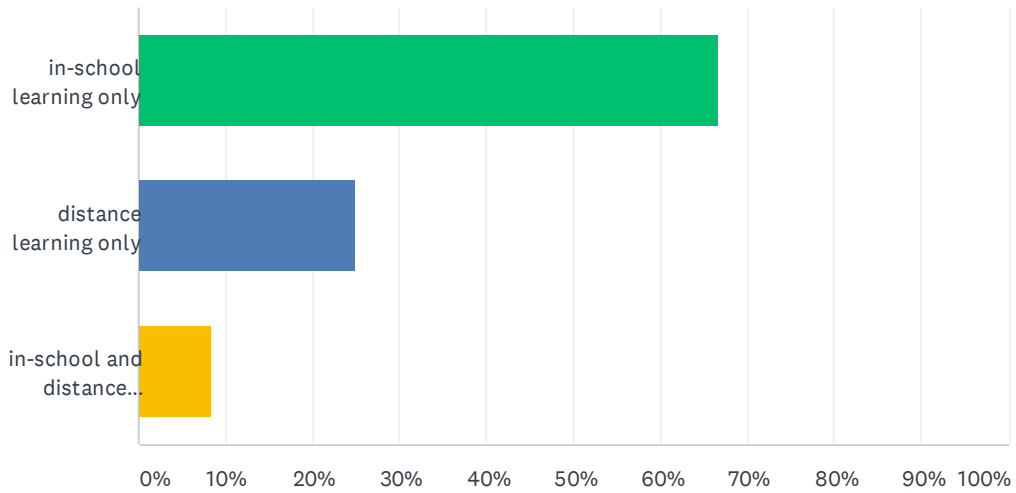


Houston County Title I Parent Satisfaction Survey

ANSWER CHOICES	RESPONSES	
Pre-K	8.33%	1
Kindergarten	8.33%	1
1st	16.67%	2
2nd	25.00%	3
3rd	25.00%	3
4th	16.67%	2
5th	0.00%	0
6th	0.00%	0
7th	0.00%	0
8th	0.00%	0
9th	0.00%	0
10th	0.00%	0
11th	0.00%	0
12th	0.00%	0
TOTAL		12

Q3 This school year, my child has been enrolled for

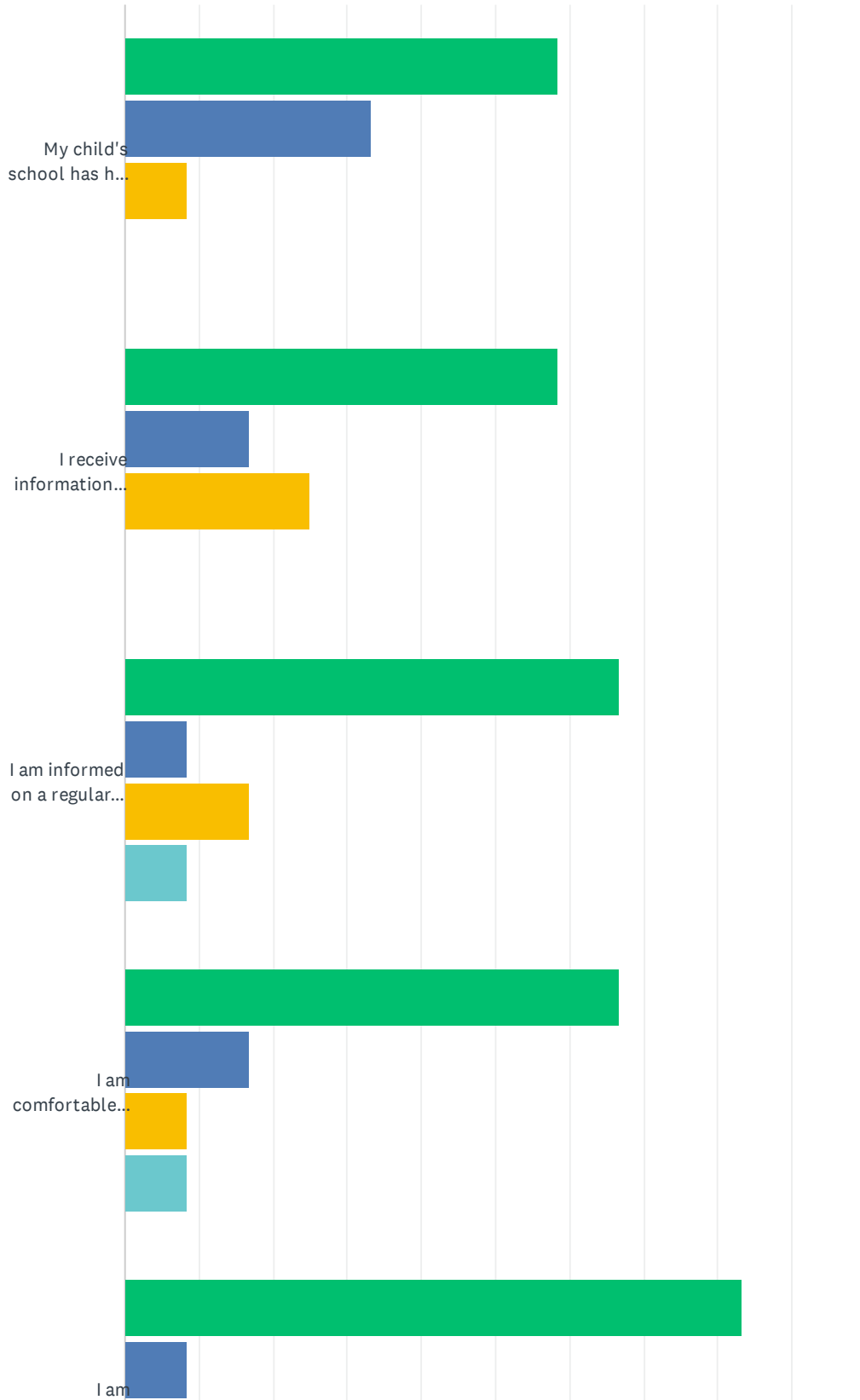
Answered: 12 Skipped: 0



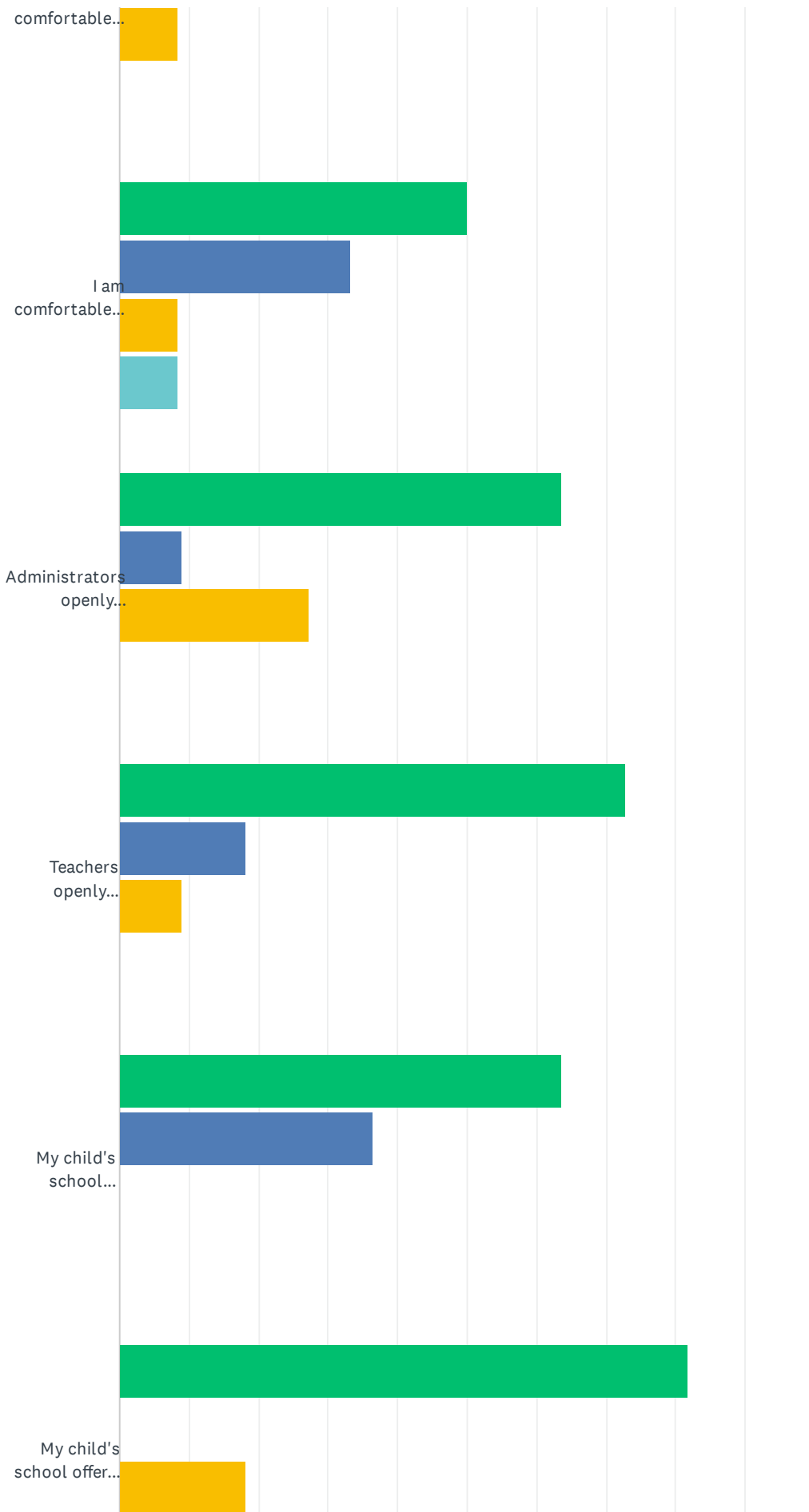
ANSWER CHOICES	RESPONSES
in-school learning only	66.67% 8
distance learning only	25.00% 3
in-school and distance learning	8.33% 1
TOTAL	12

Q4 Please read each statement below and indicate how much you agree or disagree.

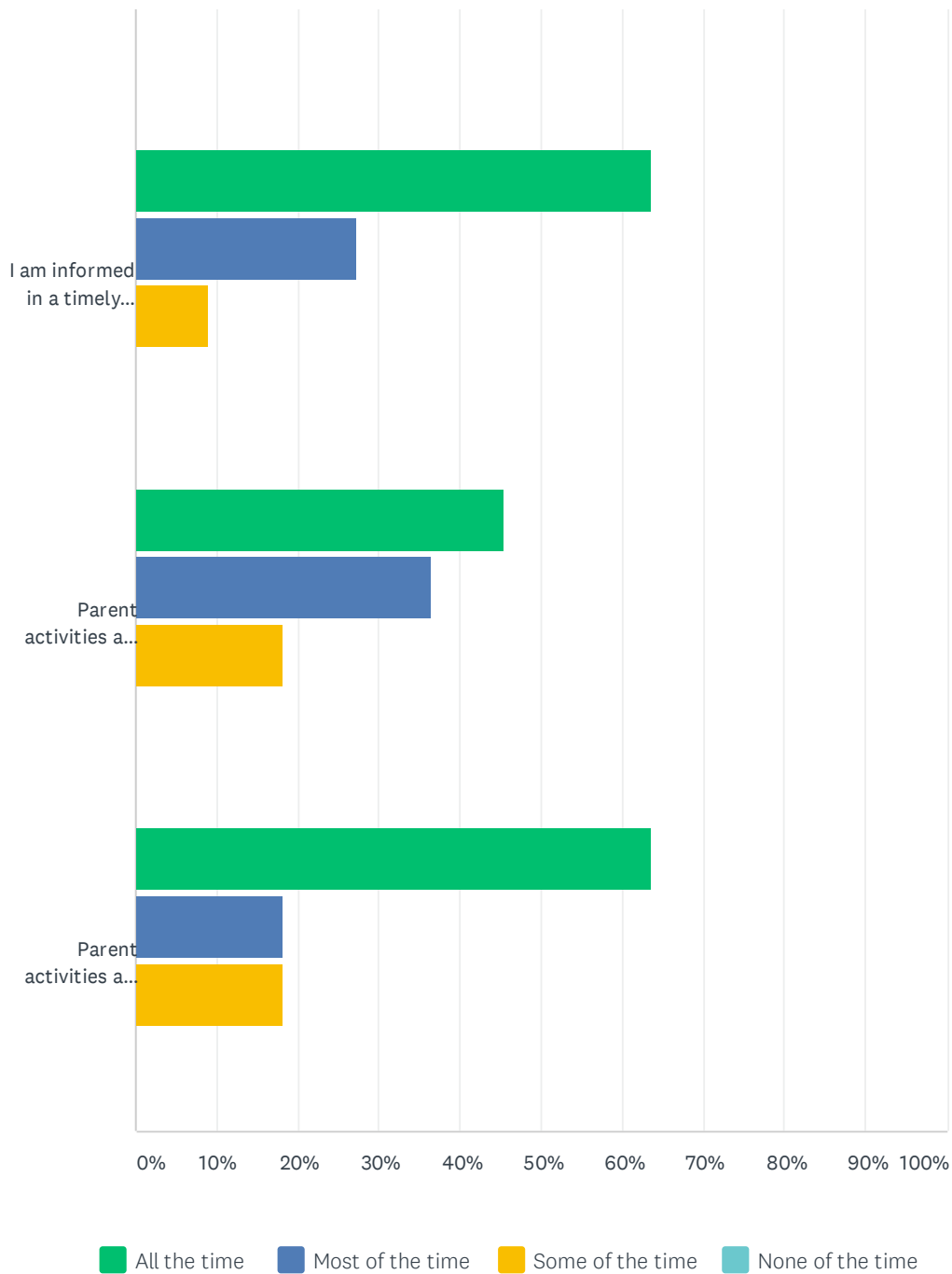
Answered: 12 Skipped: 0



Houston County Title I Parent Satisfaction Survey



Houston County Title I Parent Satisfaction Survey

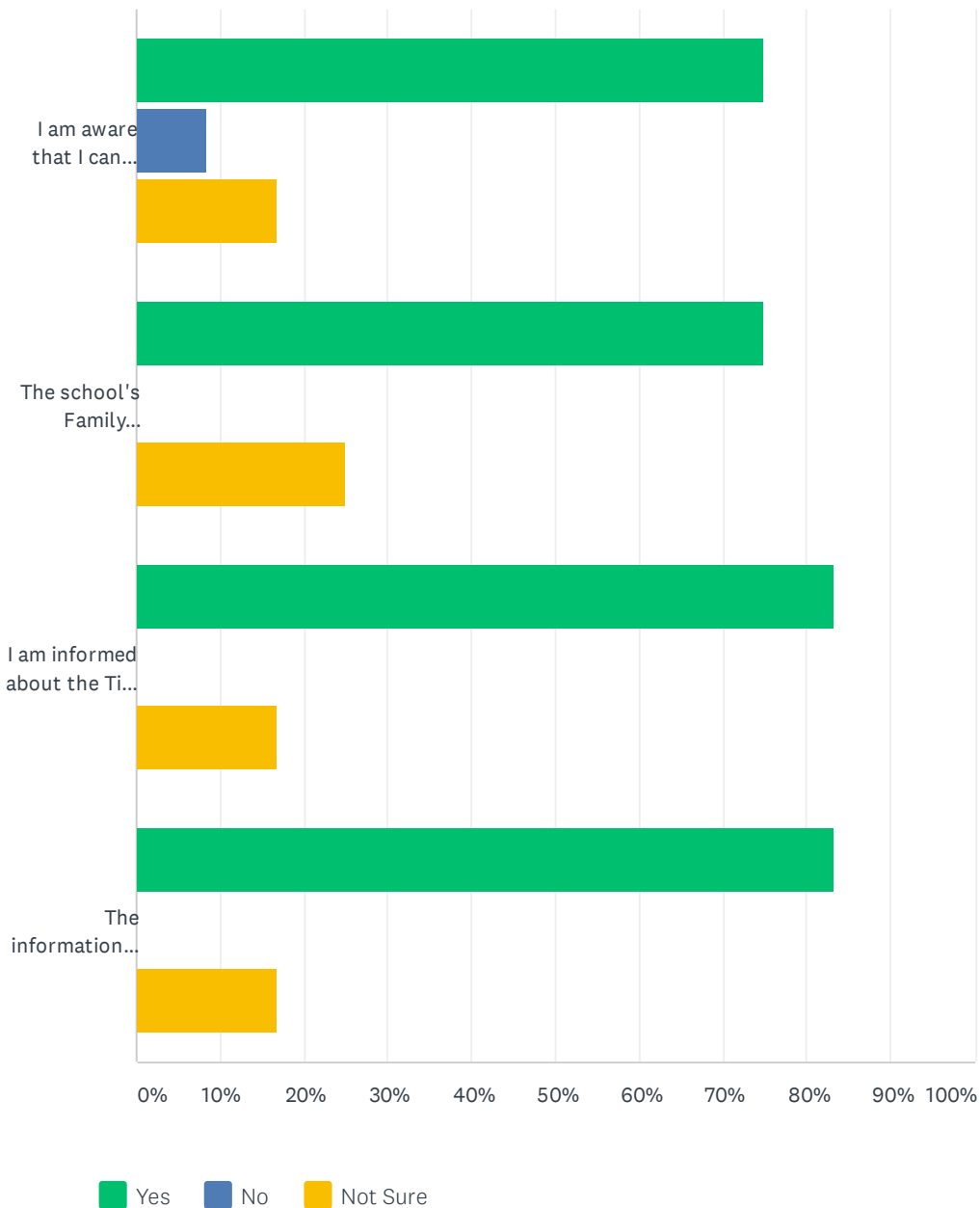


Houston County Title I Parent Satisfaction Survey

	ALL THE TIME	MOST OF THE TIME	SOME OF THE TIME	NONE OF THE TIME	TOTAL	WEIGHTED AVERAGE
My child's school has high expectations for student achievement.	58.33% 7	33.33% 4	8.33% 1	0.00% 0	12	1.50
I receive information about grade-level standards and the academic requirements for my child's grade level.	58.33% 7	16.67% 2	25.00% 3	0.00% 0	12	1.67
I am informed on a regular basis about my child's academic progress.	66.67% 8	8.33% 1	16.67% 2	8.33% 1	12	1.67
I am comfortable communicating with administrators at my child's school.	66.67% 8	16.67% 2	8.33% 1	8.33% 1	12	1.58
I am comfortable communicating with my child's teacher(s).	83.33% 10	8.33% 1	8.33% 1	0.00% 0	12	1.25
I am comfortable communicating with front office staff members at my child's school.	50.00% 6	33.33% 4	8.33% 1	8.33% 1	12	1.75
Administrators openly communicate with parents.	63.64% 7	9.09% 1	27.27% 3	0.00% 0	11	1.64
Teachers openly communicate with parents.	72.73% 8	18.18% 2	9.09% 1	0.00% 0	11	1.36
My child's school encourages parental engagement.	63.64% 7	36.36% 4	0.00% 0	0.00% 0	11	1.36
My child's school offers workshops or activities that educate/inform parents about curriculum and how to help improve students' success in school.	81.82% 9	0.00% 0	18.18% 2	0.00% 0	11	1.36
I am informed in a timely manner about parent activities and events.	63.64% 7	27.27% 3	9.09% 1	0.00% 0	11	1.45
Parent activities and workshops are offered at various times.	45.45% 5	36.36% 4	18.18% 2	0.00% 0	11	1.73
Parent activities and opportunities are useful and beneficial.	63.64% 7	18.18% 2	18.18% 2	0.00% 0	11	1.55

Q5 Please read the following and respond to each.

Answered: 12 Skipped: 0

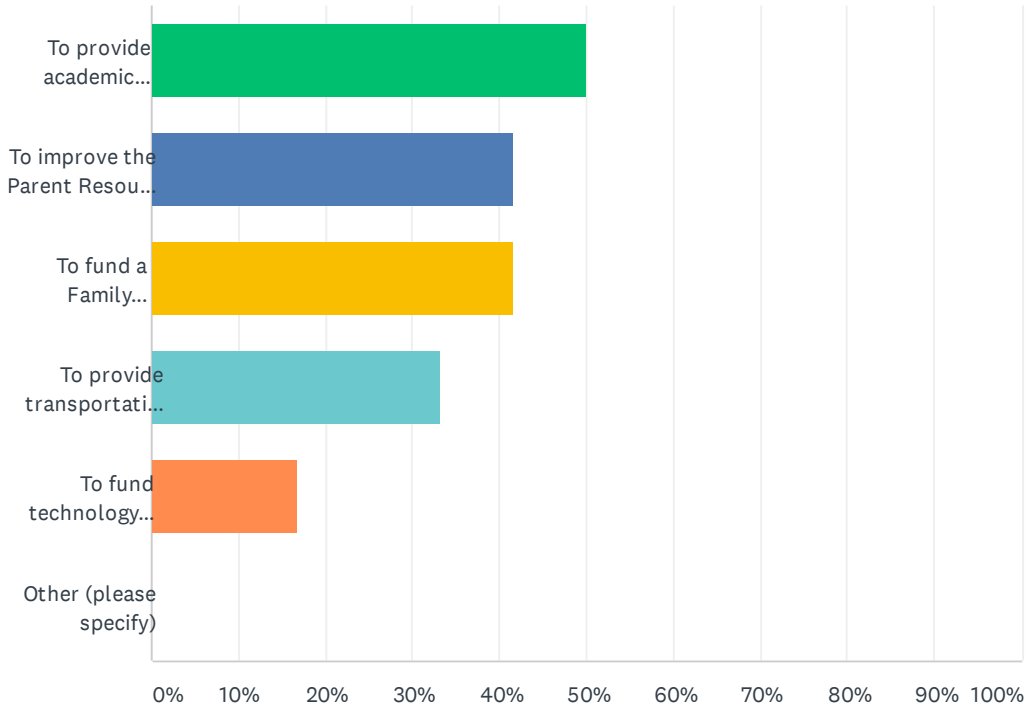


Houston County Title I Parent Satisfaction Survey

	YES	NO	NOT SURE	TOTAL	WEIGHTED AVERAGE
I am aware that I can participate in shared decision making opportunities through Parent Input Meetings, Parent Action Team Meetings, Parent-Teacher Conferences, and school/district surveys.	75.00% 9	8.33% 1	16.67% 2	12	1.42
The school's Family Engagement Coordinator assists families, supports parent activities and is available for questions or concerns from parents.	75.00% 9	0.00% 0	25.00% 3	12	1.50
I am informed about the Title I program at my child's school and have access to the Title I Handbook containing the Parent Engagement Plan and School-Parent Compact.	83.33% 10	0.00% 0	16.67% 2	12	1.33
The information provided in the Title I Parent Engagement Plan and Compact is detailed and easy to understand.	83.33% 10	0.00% 0	16.67% 2	12	1.33

Q6 How would you like to see parent engagement funds used? (check all that apply)

Answered: 12 Skipped: 0

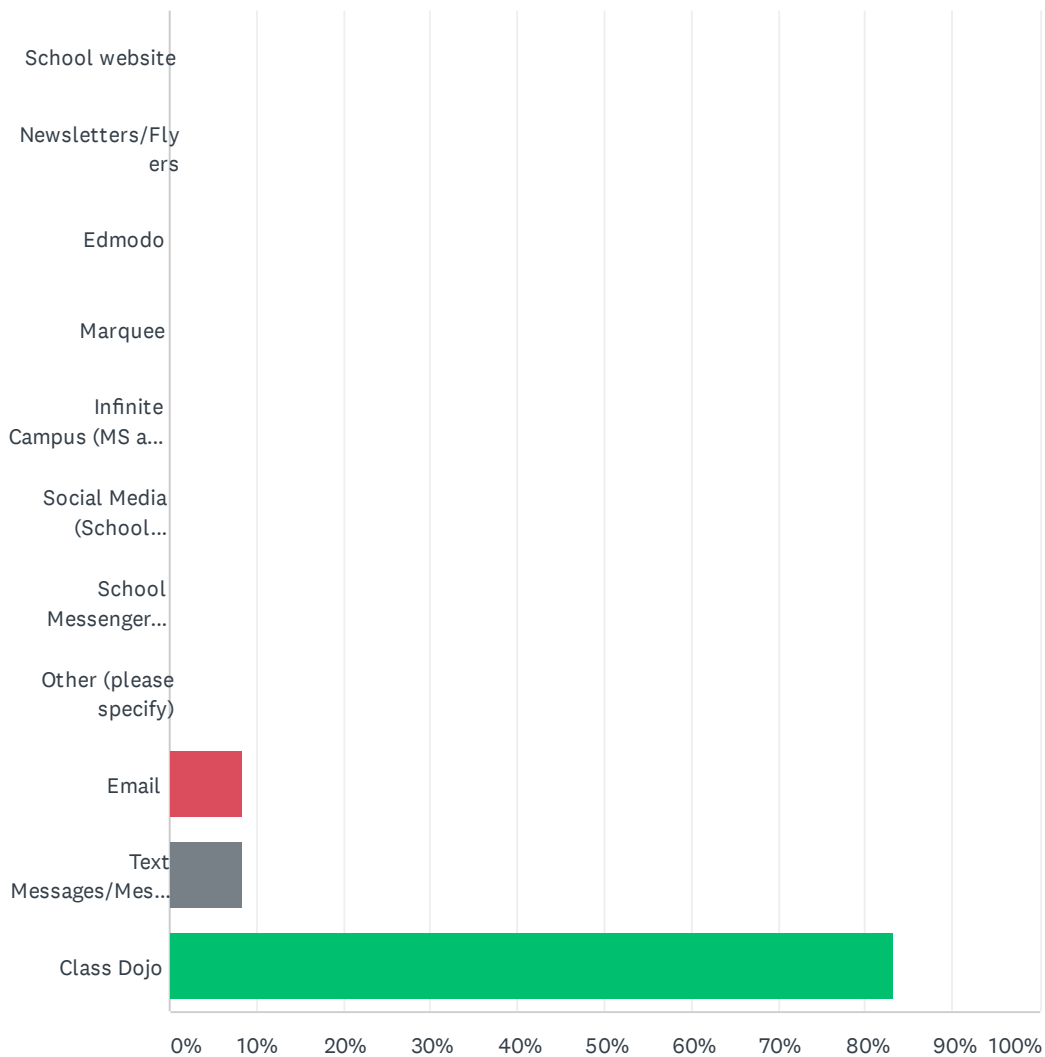


ANSWER CHOICES	RESPONSES	
To provide academic materials for parents to use with their student at home.	50.00%	6
To improve the Parent Resource Center at the school.	41.67%	5
To fund a Family Engagement Coordinator to plan and execute family engagement activities and events.	41.67%	5
To provide transportation assistance for parents to attend Title I events at school.	33.33%	4
To fund technology resources to support parental engagement.	16.67%	2
Other (please specify)	0.00%	0
Total Respondents: 12		

#	OTHER (PLEASE SPECIFY)	DATE
	There are no responses.	

Q7 What is the ONE way you prefer to receive information about school events?

Answered: 12 Skipped: 0



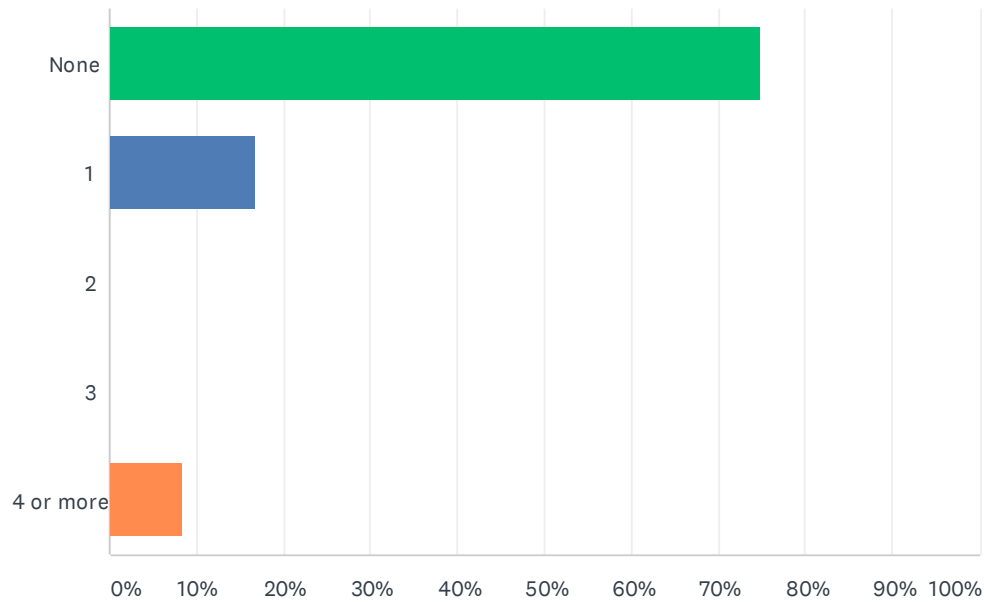
Houston County Title I Parent Satisfaction Survey

ANSWER CHOICES	RESPONSES	
School website	0.00%	0
Newsletters/Flyers	0.00%	0
Edmodo	0.00%	0
Marquee	0.00%	0
Infinite Campus (MS and HS only)	0.00%	0
Social Media (School Facebook, Instagram or Twitter pages)	0.00%	0
School Messenger (Call-out System)	0.00%	0
Other (please specify)	0.00%	0
Email	8.33%	1
Text Messages/Messaging Apps	8.33%	1
Class Dojo	83.33%	10
TOTAL		12

#	OTHER (PLEASE SPECIFY)	DATE
	There are no responses.	

Q8 How many school-related parent events have you participated this year?

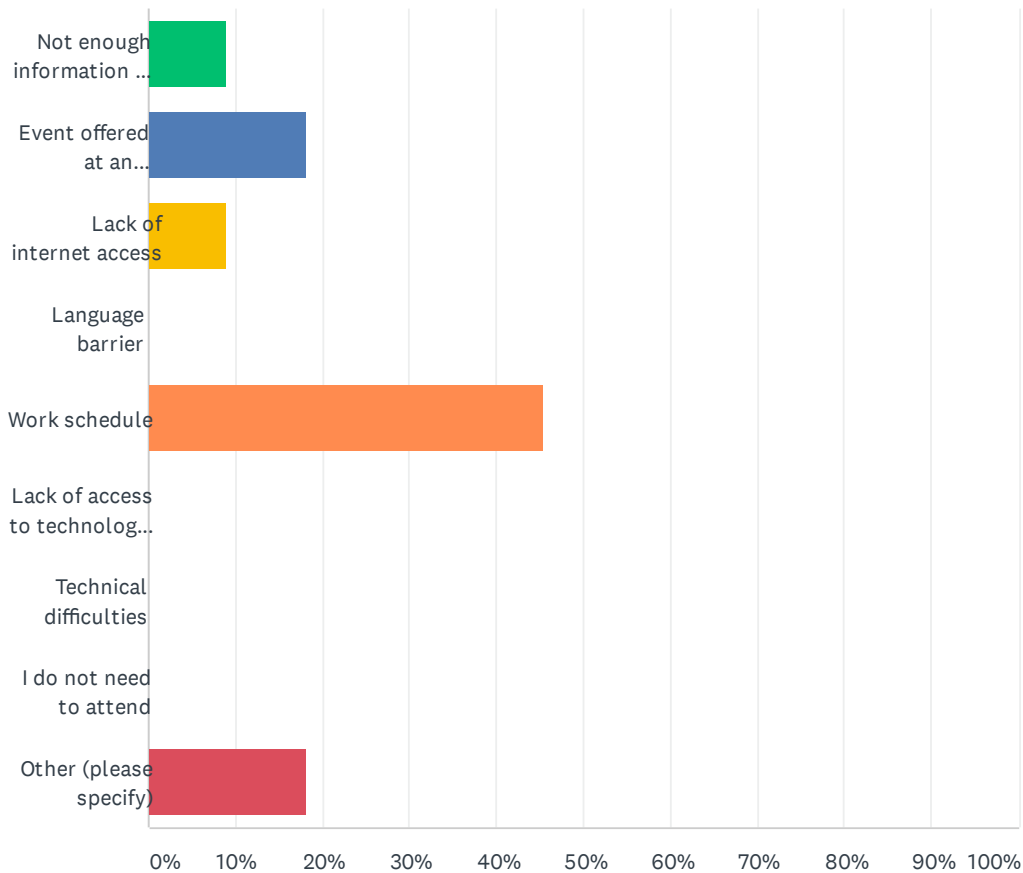
Answered: 12 Skipped: 0



ANSWER CHOICES	RESPONSES
None	75.00% 9
1	16.67% 2
2	0.00% 0
3	0.00% 0
4 or more	8.33% 1
TOTAL	12

Q9 If you have been unable to participate in virtual events hosted by your child's school, what limits your participation?

Answered: 11 Skipped: 1



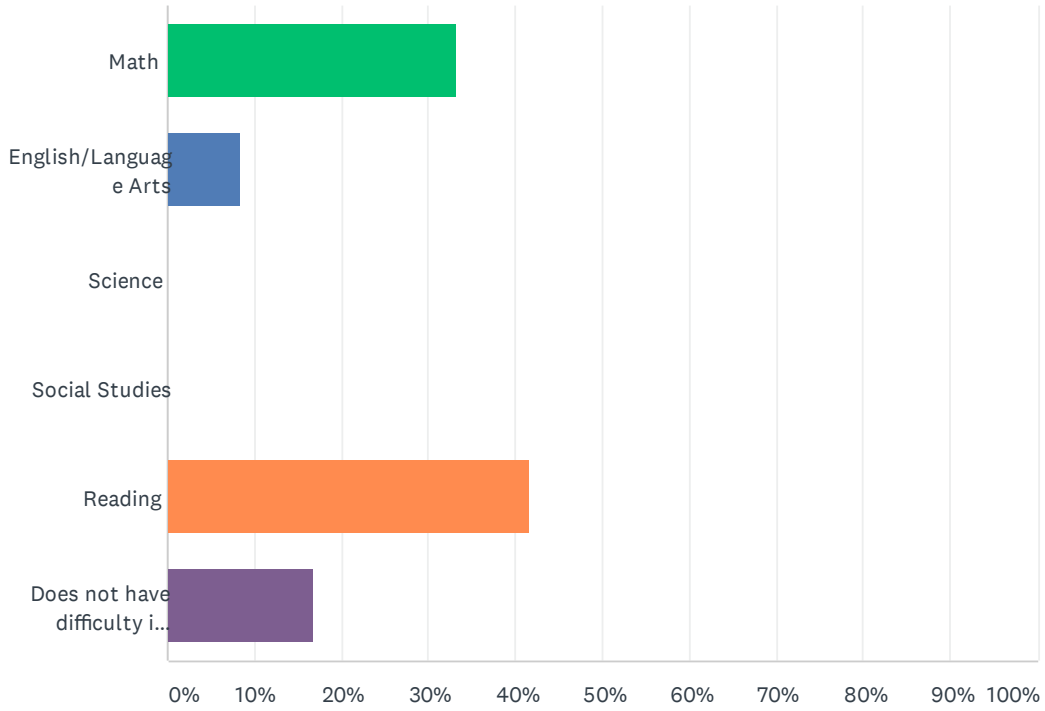
ANSWER CHOICES	RESPONSES	
Not enough information or notice is provided	9.09%	1
Event offered at an inconvenient time	18.18%	2
Lack of internet access	9.09%	1
Language barrier	0.00%	0
Work schedule	45.45%	5
Lack of access to technology (computer, tablet or cell phone)	0.00%	0
Technical difficulties	0.00%	0
I do not need to attend	0.00%	0
Other (please specify)	18.18%	2
Total Respondents: 11		

Houston County Title I Parent Satisfaction Survey

#	OTHER (PLEASE SPECIFY)	DATE
1	Busy with my other children	2/18/2021 8:49 PM
2	attended	2/18/2021 8:55 AM

Q10 Choose the subject area that you feel your student has the most difficulty mastering.

Answered: 12 Skipped: 0

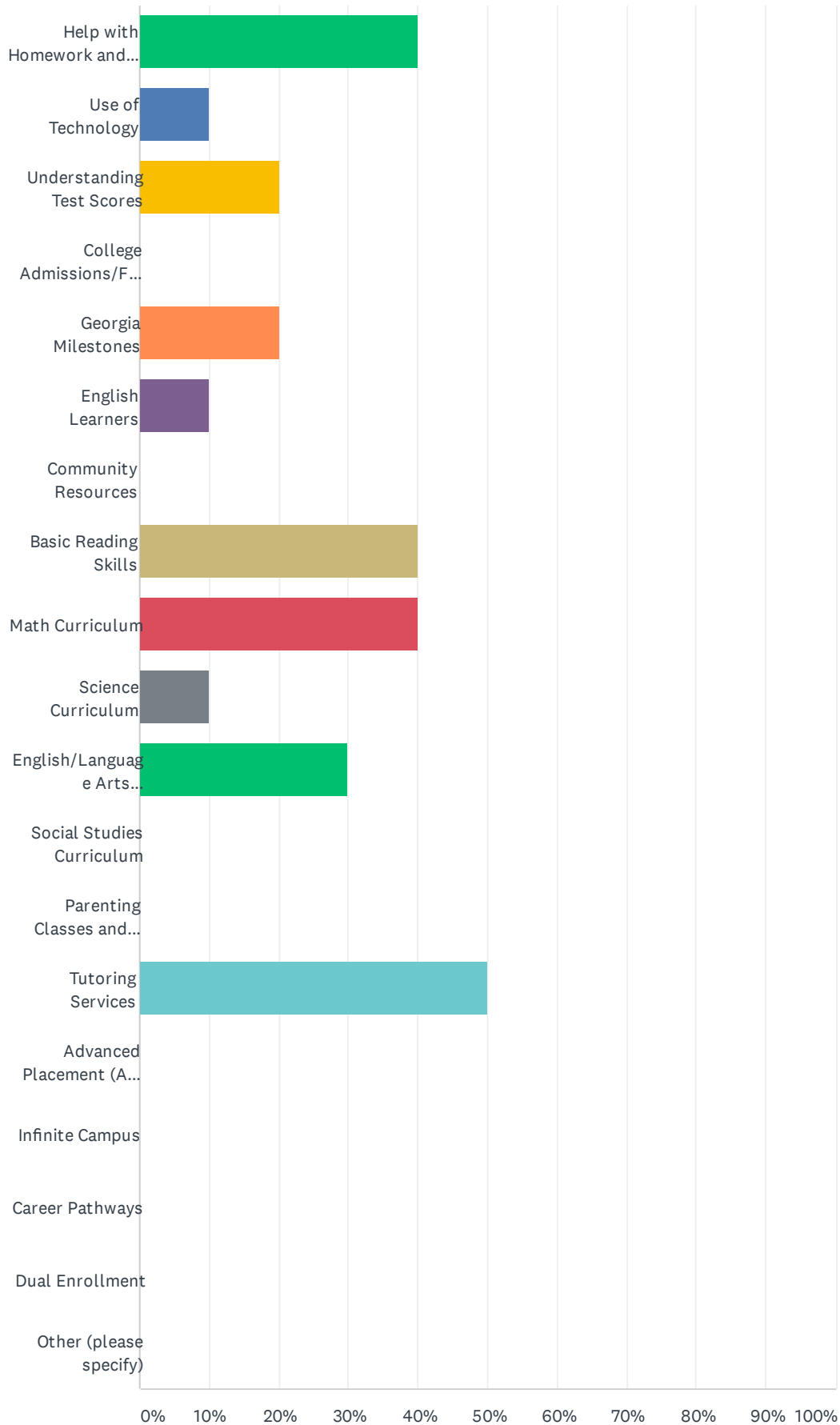


ANSWER CHOICES	RESPONSES	
Math	33.33%	4
English/Language Arts	8.33%	1
Science	0.00%	0
Social Studies	0.00%	0
Reading	41.67%	5
Does not have difficulty in any subject area	16.67%	2
TOTAL		12

Q11 To better help my student, I would benefit from receiving additional support in: (check all that apply).

Answered: 10 Skipped: 2

Houston County Title I Parent Satisfaction Survey



Houston County Title I Parent Satisfaction Survey

ANSWER CHOICES	RESPONSES	
Help with Homework and Study Skills	40.00%	4
Use of Technology	10.00%	1
Understanding Test Scores	20.00%	2
College Admissions/Financial Aid	0.00%	0
Georgia Milestones	20.00%	2
English Learners	10.00%	1
Community Resources	0.00%	0
Basic Reading Skills	40.00%	4
Math Curriculum	40.00%	4
Science Curriculum	10.00%	1
English/Language Arts Curriculum	30.00%	3
Social Studies Curriculum	0.00%	0
Parenting Classes and Resources (discipline, attendance, health and wellness, etc.)	0.00%	0
Tutoring Services	50.00%	5
Advanced Placement (AP) Courses	0.00%	0
Infinite Campus	0.00%	0
Career Pathways	0.00%	0
Dual Enrollment	0.00%	0
Other (please specify)	0.00%	0
Total Respondents: 10		

#	OTHER (PLEASE SPECIFY)	DATE
	There are no responses.	

Q12 What topics do you think teachers and administrators need to discuss or learn more about to better support your family and help your student be successful in school?

Answered: 3 Skipped: 9

#	RESPONSES	DATE
1	None	2/23/2021 11:24 AM
2	I think that teachers are giving a lot of homework to the children; you need to be aware that parents has many things to do not only being all day helping the child to accomplish the homework. Every time is more hard for them the reading material and if you swamp the child with a lot of homework they got frustrated. As a parent I help a lot to my child and I would appreciate you slow down with homework.	2/22/2021 6:05 PM
3	none	2/18/2021 7:23 PM