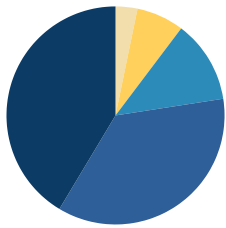




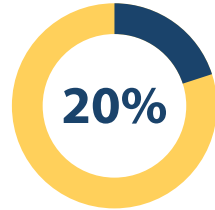
DISTRICT QUICK FACTS

Enrollment & Demographics

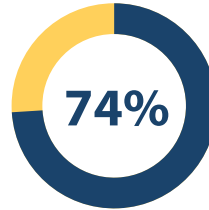
30,939 Students as of October 2024 | 12th Largest School District in Georgia



- Black - 41.4%
- White - 36.0%
- Hispanic - 12.3%
- Multiracial - 7.1%
- Other - 3.2%



Military-affiliated Student Population



Economically Disadvantaged Students

49 Different Native Languages Spoken

16.80% Gifted Students

15.75% Students with Disabilities

Graduation Rate



91.2



85.4%

4-Year Cohort, 2024

Finance

\$433,975,050

FY25 Total General Fund Budget

\$14,026.80

FY25 Average Expenditure Per Student

Millage Rate: 11.719 mills

(Ranked 150 out of 180 school districts, FY24)

Schools & Programs



Other Programs Include:

- Houston College & Career Academy
- Houston Virtual
- Lindsey Student Support Center
- Transition Academy
- WIN Academy

Our People

2nd Largest Employer in the County

~ 5,662 Full-time, Part-time and Substitutes

2,076 Certified Teachers

- 606 Bachelor's Degree
- 789 Master's Degree
- 603 Specialist Degree
- 78 Doctorate Degree

15:1 Student-Teacher Ratio

(total enrollment divided by number of teachers)

1st Year Teacher Salary: \$50,957

21st+ Year Doctorate Salary: \$106,994
(salary based on degree)