

# PowerSchool Mobile App



## PowerSchool Mobile PowerSchool Group LLC

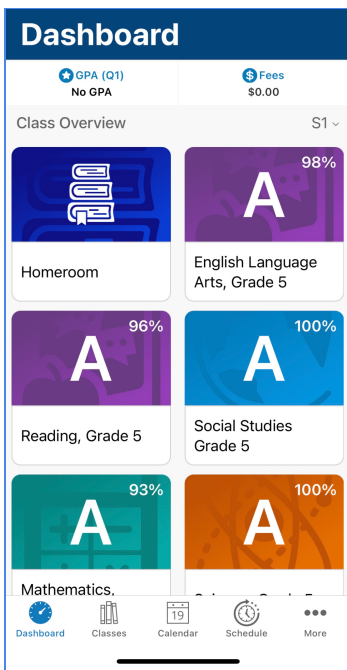
#8 in Education  
★★★★★ 4.5 • 313.2K Ratings  
Free

The Parent/Student Portal app is available on iOS (iPhone/iPad) or Android mobile devices and can be used to track your child's academic progress, grades and attendance.



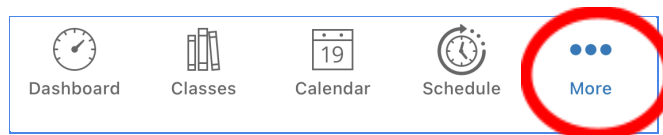
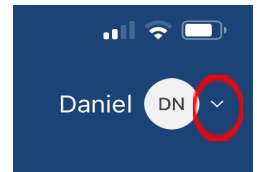
**NOTE:** Parents must first create an account from a web browser before installing and using the mobile app.

- In the App Store search for PowerSchool and locate the app titled **PowerSchool Mobile**.
- Install the app on your device. Upon first opening the app, you will be asked to enter the district code.
- Enter **NWBS** in the boxes that appear on the screen as shown and click **Continue**.
- At the **Sign In** screen, enter the **Username** and **Password** you created when you established your Parent Portal account. Click **Go**.

The login screen for the PowerSchool app. It has a blue header with the PowerSchool logo. Below it, it says "To sign in, we need to know your district." followed by "DISTRICT CODE". There are four input boxes containing the letters N, W, B, and S. Below the boxes is the text "Where's My District Code?". At the bottom is a blue button labeled "Continue".

- The **Dashboard** is the main page of the app.
- The **Class Overview** tab displays the student's full schedule for the school year, by quarters or by semester by clicking the down arrow. Select a specific class to display the teacher information allowing you to email the teacher directly. From this individual class page, you can also see the current grade, assignments/grades and absences.

- If you have more than one child linked to your account, you can switch students by clicking on the down arrow to the right of the picture in the upper right-hand corner of the screen and selecting a different student.

The "Sign In" screen of the PowerSchool app. It has a blue header with "District Code" and "Sign In". Below the header, it shows "Elmore County Public Schools" and "Wetumpka, AL" with the website "elmoreco.powerschool.com". There are input fields for "Username" and "Password". At the bottom is a link that says "Forgot Username or Password?".

- Click **More** & click **Account** to set up real-time **Notifications** and updates regarding grades and attendance. For further assistance with the app, click **More** in the lower right-hand corner and click **Help**.
- To logout, click **More** in the lower right-hand corner and click Account. Once on the account menu, click **Sign Out** in the upper right-hand corner. As with any mobile app, your child's privacy is limited to the user's ability to protect their device. If you log out of the app after every use, there is no way for another person to view your child's account without the proper login information.