

AGENDA

SCHOOL BOARD WORKSHOP

GADSDEN COUNTY SCHOOL BOARD
MAX D. WALKER ADMINISTRATION BUILDING
35 MARTIN LUTHER KING, JR. BLVD.
QUINCY, FLORIDA

June 28, 2016
4:30 P.M.

THIS WORKSHOP IS OPEN TO THE PUBLIC

1. Call to order
2. Financial Data Report
3. Discussion Items
 - a. List of contractors and notification to Board regarding vendors with total payments greater than \$15,000 and other payment issues.
 - b. Miscellaneous finance department items:
 - i. Title I, 21 Century, Transportation department – presentation items for Board information.
 - ii. Closing year in FOCUS
 - c. Other Agenda Items
4. School Board Requests and Concerns
5. Adjournment

Assets

Code	Title	Beginning Balance	Debits	Credits	Ending Balance
1108	SUNTRUST BANK LOAN HMS	0.00	0.17	0.00	0.17
1109	BENEFITS ACCOUNT	0.00	0.00	0.00	0.00
1111	GENERAL FUND CASH	0.00	0.00	0.00	0.00
1112	CASH-CAPITAL CITY	-2,281,945.79	63,858,911.23	58,249,115.40	3,327,850.04
1113	CASH - CENTENNIAL BANK	1,049,514.97	790.27	0.00	1,050,305.24
1114	PAYROLL CLEARING ACCT	0.00	16,725,964.20	19,473,614.48	-2,747,650.28
1115	ACCTS PAYABLE CLEARING ACCT	0.00	20,302,914.42	23,362,731.27	-3,059,816.85
1116	PETTY CASH	50.00	0.00	0.00	50.00
1117	WORKER'S COMPENSATION	-347,729.03	51,312.08	372,740.74	-669,157.69
1119	CASH EQUIVALENT AT SBA	1,531,747.53	5,013,158.31	2,307,522.81	4,237,383.03
1120	TAXES RECEIVABLE	0.00	28,548.42	28,538.42	10.00
1121	TAXES RECEIVABLE CURRENT YEAR	0.00	0.00	0.00	0.00
1122	TAXES RECEIVABLE PRIOR YEAR	0.00	0.00	0.00	0.00
1130	ACCOUNTS RECEIVABLE	63,060.96	28,115.17	43,813.71	47,362.42
1139	ACCOUNTS RECEIVABLE OTHER	0.00	0.00	0.00	0.00
1141	GENERAL OPERATING FUND	0.00	0.00	0.00	0.00
1142	DUE FROM INTERNAL FUND	14,347.10	0.00	0.00	14,347.10
1143	CAPITAL IMPROVEMENT FUNDS	0.00	50.00	50.00	0.00
1144	DUE FROM FOOD SERVICE FUND	0.00	66,977.48	66,977.48	0.00
1145	DUE FROM 420 FUND	1,399,489.89	7,878,664.33	8,019,009.65	1,259,144.57
1146	DUE FROM 431 FUNDS	0.00	0.00	0.00	0.00
1147	OTHER FUNDS FOR A/C PAYABLE	0.00	0.00	0.00	0.00
1148	LOAN TO SET UP BENEFITS ACCT	0.00	85,803.27	0.00	85,803.27
1149	DUE FROM 432 FUNDS	0.00	0.00	0.00	0.00
1150	INVENTORY	0.00	0.00	0.00	0.00
1154	INSTRUCTIONAL MATERIALS	0.00	0.00	0.00	0.00
1155	CUSTODIAL SUPPLIES	238.21	0.00	0.00	238.21
1156	EQUIPMENT	0.00	0.00	0.00	0.00
1158	TRANSPORTATION	71,715.62	0.00	0.00	71,715.62
1159	MAINTENANCE	55,237.51	0.00	0.00	55,237.51
1161	DUE FROM 433 FUND	0.00	0.00	0.00	0.00
1162	DUE FROM 435 FUND	0.00	0.00	0.00	0.00
1163	S.B.E. BONDS	0.00	0.00	0.00	0.00
1164	SBA INVESTMENTS POOL B	0.00	0.00	0.00	0.00
1165	DUE FROM 434 FUND	37,217.93	255,089.87	292,307.80	0.00
1169	Other Securities-Investments	0.00	0.00	0.00	0.00
1220	DUE FROM OTHER AGENCIES	156,014.78	14,315.87	165,285.38	5,045.27
1224	DUE FROM STATE	0.00	0.00	0.00	0.00
1225	U.S. GOVERNMENT-R O T C	0.00	0.00	0.00	0.00
1227	DUE FROM INTERNAL REVENUE SER	0.00	0.00	0.00	0.00
1228	P THOMAS RETIR LIFE IN/OUT	0.00	0.00	0.00	0.00
1229	OTHER	0.00	0.00	0.00	0.00
1231	INSURANCE, ETC.	0.00	0.00	0.00	0.00
1500	BUDGETARY DEBITS	0.00	298,116.60	298,116.60	0.00
1510	ESTIMATED REVENUE	44,410,154.00	3,083,469.12	1,973,297.87	45,520,325.25

1520	ENCUMBRANCES	366,878.44	5,514,022.71	4,610,094.28	1,270,806.87
1530	EXPENDITURES	44,299,862.98	41,195,386.11	45,418,906.19	40,076,342.90
Grand Total		90,825,855.10	164,401,609.63	164,682,122.08	90,545,342.65

Liabilities

Code	Title	Beginning Balance	Debits	Credits	Ending Balance
2020	CLEARING ACCOUNT - PAYROLL	0.00	0.00	0.00	0.00
2100	CLEARING	-212,654.41	11,317,969.55	11,542,084.49	11,460.53
2114	BOARD BENEFITS-OTHER	0.00	5,110,736.75	5,749,122.40	638,385.65
2120	ACCOUNTS PAYABLE	0.00	1,897,377.27	1,897,283.51	-93.76
2121	OTHER	0.00	0.00	0.00	0.00
2122	DEDUCT/CONTRIB FOR EMP ON LEAV	2,334.41	14,512.32	16,333.09	4,155.18
2161	DUE TO GENERAL FUND	0.00	152,228.77	151,334.77	-894.00
2162	DUE TO DEBT SERVICE FUND	0.00	0.00	0.00	0.00
2163	DUE TO CAPITAL PROJ. FUND	0.00	0.00	0.00	0.00
2164	DUE TO FOOD SERVICE FUND	0.00	0.00	0.00	0.00
2165	DUE TO CONTRACTED PROGRAM FUND	112,325.00	112,325.00	112,325.00	112,325.00
2167	DUE TO ACCOUNTS PAYABLE FUND	0.00	0.00	0.00	0.00
2169	DUE TO 432 FUND	0.04	0.00	0.00	0.04
2170	PAYROLL DED & WITHOLDINGS	0.00	23,095,379.49	23,095,379.49	0.00
2171	DEDUCTIONS	0.00	0.00	0.00	0.00
2172	CURRENTLY AVAILABLE	0.00	0.00	0.00	0.00
2173	OTHER PAYROLL DEDUCTIONS	-2,009.72	6,104,016.93	6,690,872.04	584,845.39
2179	BENEFIT ACCOUNT HOLDING RE1109	0.00	0.00	0.00	0.00
2220	DEPOSITS PAYABLE	1,623.08	2,618.09	4,822.64	3,827.63
2221	LIABILITY FOR CORP.CARD EXP.	0.00	0.00	0.00	0.00
2230	DUE TO OTHER AGENCIES	0.00	0.00	0.00	0.00
2235	DUE TO HRS	0.00	0.00	0.00	0.00
2271	STATE BOARD OF ADMINISTRATION	0.00	0.00	0.00	0.00
2500	BUDGETARY CREDITS	0.00	298,271.60	298,271.60	0.00
2510	APPROPRIATIONS	44,746,220.06	48,403,985.71	48,318,704.41	44,660,938.76
2520	REVENUE	44,441,555.50	46,558,016.83	42,830,211.02	40,713,749.69
2710	RESTRICTED FOR STATE CARRYOVER	0.00	0.00	0.00	0.00
2720	RESERVED FOR ENCUMBRANCES	366,878.44	4,610,094.28	5,514,022.71	1,270,806.87
2730	RESERVE FOR INVENTORY	0.00	0.00	0.00	0.00
2750	UNASSIGNED FUND BALANCE	1,005,139.37	0.00	0.00	1,005,139.37
2760	UNRESERVED FUND BALANCE	0.00	0.00	0.00	0.00
2763	DESIGNATED FOR ANNUAL LEAVE	0.00	0.00	0.00	0.00
2769	UNDESIGNATED FUND BALANCE	364,443.33	93,303,676.06	94,479,929.03	1,540,696.30
2891	ADJUSTMENTS TO FUND BALANCE	0.00	0.00	0.00	0.00
Grand Total		90,825,855.10	240,981,208.65	240,700,696.20	90,545,342.65

Assets

Code	Title	Beginning Balance	Debits	Credits	Ending Balance
1112	CASH-CAPITAL CITY	0.00	0.00	0.00	0.00
1160	INVESTMENTS	0.00	0.00	0.00	0.00
1163	S.B.E. BONDS	18,440.79	0.00	0.00	18,440.79
1220	DUE FROM OTHER AGENCIES	0.00	0.00	0.00	0.00
1510	ESTIMATED REVENUE	897,507.47	19,574.26	106,810.97	810,270.76
1530	EXPENDITURES	902,479.28	0.00	902,479.28	0.00
Grand Total		1,818,427.54	19,574.26	1,009,290.25	828,711.55

Liabilities

Code	Title	Beginning Balance	Debits	Credits	Ending Balance
2510	APPROPRIATIONS	897,507.47	916,488.34	829,251.62	810,270.75
2520	REVENUE	902,479.28	902,479.28	0.00	0.00
2725	RESTRICTED FUND BAL DEBT SERV	18,440.79	0.00	0.00	18,440.79
2750	UNASSIGNED FUND BALANCE	0.00	0.00	0.00	0.00
2751	BOND RESERVE	0.00	0.00	0.00	0.00
2769	UNDESIGNATED FUND BALANCE	0.00	1,838,541.87	1,838,541.88	0.01
Grand Total		1,818,427.54	3,657,509.49	2,667,793.50	828,711.55

Assets

Code	Title	Beginning Balance	Debits	Credits	Ending Balance
Grand Total		0.00	0.00	0.00	0.00

Liabilities

Code	Title	Beginning Balance	Debits	Credits	Ending Balance
Grand Total		0.00	0.00	0.00	0.00

Assets

Code	Title	Beginning Balance	Debits	Credits	Ending Balance
1112	CASH-CAPITAL CITY	0.00	557,585.49	557,585.49	0.00
1510	ESTIMATED REVENUE	371,723.66	371,723.67	371,723.66	371,723.67
1530	EXPENDITURES	371,723.66	371,723.66	557,585.49	185,861.83
Grand Total		743,447.32	1,301,032.82	1,486,894.64	557,585.50

Liabilities

Code	Title	Beginning Balance	Debits	Credits	Ending Balance
2510	APPROPRIATIONS	371,723.66	371,723.66	371,723.67	371,723.67
2520	REVENUE	371,723.66	557,585.49	371,723.66	185,861.83
2750	UNASSIGNED FUND BALANCE	0.00	0.00	0.00	0.00
2769	UNDESIGNATED FUND BALANCE	0.00	743,447.32	743,447.32	0.00
Grand Total		743,447.32	1,672,756.47	1,486,894.65	557,585.50

Assets

Code	Title	Beginning Balance	Debits	Credits	Ending Balance
Grand Total		0.00	0.00	0.00	0.00

Liabilities

Code	Title	Beginning Balance	Debits	Credits	Ending Balance
Grand Total		0.00	0.00	0.00	0.00

Assets

Code	Title	Beginning Balance	Debits	Credits	Ending Balance
1108	SUNTRUST BANK LOAN HMS	0.00	201,366.08	201,366.08	0.00
1112	CASH-CAPITAL CITY	0.00	100,683.31	100,683.31	0.00
1510	ESTIMATED REVENUE	100,716.73	0.00	100,716.73	0.00
1530	EXPENDITURES	201,433.46	201,366.08	201,433.46	201,366.08
Grand Total		302,150.19	503,415.47	604,199.58	201,366.08

Liabilities

Code	Title	Beginning Balance	Debits	Credits	Ending Balance
2510	APPROPRIATIONS	201,433.46	201,433.46	201,366.08	201,366.08
2520	REVENUE	100,716.73	100,716.73	201,366.08	201,366.08
2725	RESTRICTED FUND BAL DEBT SERV	0.00	0.00	0.00	0.00
2769	UNDESIGNATED FUND BALANCE	0.00	503,516.27	302,150.19	-201,366.08
Grand Total		302,150.19	805,666.46	704,882.35	201,366.08

Assets

Code	Title	Beginning Balance	Debits	Credits	Ending Balance
Grand Total		0.00	0.00	0.00	0.00

Liabilities

Code	Title	Beginning Balance	Debits	Credits	Ending Balance
Grand Total		0.00	0.00	0.00	0.00

Assets

Code	Title	Beginning Balance	Debits	Credits	Ending Balance
1112	CASH-CAPITAL CITY	0.00	0.00	0.00	0.00
1115	ACCTS PAYABLE CLEARING ACCT	0.00	0.00	0.00	0.00
1510	ESTIMATED REVENUE	0.00	0.00	0.00	0.00
1530	EXPENDITURES	608,226.57	0.00	608,226.57	0.00
Grand Total		608,226.57	0.00	608,226.57	0.00

Liabilities

Code	Title	Beginning Balance	Debits	Credits	Ending Balance
2510	APPROPRIATIONS	608,226.57	608,226.57	0.00	0.00
2520	REVENUE	0.00	0.00	0.00	0.00
2726	CAPITAL PROJ RESTRICTED FD BAL	0.00	0.00	0.00	0.00
2769	UNDESIGNATED FUND BALANCE	0.00	608,226.57	608,226.57	0.00
Grand Total		608,226.57	1,216,453.14	608,226.57	0.00

Assets

Code	Title	Beginning Balance	Debits	Credits	Ending Balance
1112	CASH-CAPITAL CITY	0.00	367,515.60	358,186.60	9,329.00
1115	ACCTS PAYABLE CLEARING ACCT	0.00	173,870.60	173,870.60	0.00
1510	ESTIMATED REVENUE	246,355.00	537,435.26	494,625.26	289,165.00
1520	ENCUMBRANCES	0.00	335,995.68	335,995.68	0.00
1530	EXPENDITURES	246,355.00	380,167.58	356,402.58	270,120.00
Grand Total		492,710.00	1,794,984.72	1,719,080.72	568,614.00

Liabilities

Code	Title	Beginning Balance	Debits	Credits	Ending Balance
2120	ACCOUNTS PAYABLE	0.00	0.00	0.00	0.00
2161	DUE TO GENERAL FUND	0.00	0.00	0.00	0.00
2510	APPROPRIATIONS	246,355.00	537,452.79	580,262.79	289,165.00
2520	REVENUE	246,355.00	326,676.00	359,770.00	279,449.00
2720	RESERVED FOR ENCUMBRANCES	0.00	335,995.68	335,995.68	0.00
2769	UNDESIGNATED FUND BALANCE	0.00	594,620.05	594,620.05	0.00
Grand Total		492,710.00	1,794,744.52	1,870,648.52	568,614.00

Assets

Code	Title	Beginning Balance	Debits	Credits	Ending Balance
Grand Total		0.00	0.00	0.00	0.00

Liabilities

Code	Title	Beginning Balance	Debits	Credits	Ending Balance
Grand Total		0.00	0.00	0.00	0.00

Assets

Code	Title	Beginning Balance	Debits	Credits	Ending Balance
1112	CASH-CAPITAL CITY	262,006.03	113,367.80	56,683.90	318,689.93
1120	TAXES RECEIVABLE	0.00	56,683.90	56,683.90	0.00
1141	GENERAL OPERATING FUND	0.00	0.00	0.00	0.00
1163	S.B.E. BONDS	0.00	0.00	56,683.90	-56,683.90
1220	DUE FROM OTHER AGENCIES	65,956.90	0.00	0.00	65,956.90
1510	ESTIMATED REVENUE	55,093.98	57,167.26	55,093.98	57,167.26
1530	EXPENDITURES	161.12	0.00	161.12	0.00
Grand Total		383,218.03	227,218.96	225,306.80	385,130.19

Liabilities

Code	Title	Beginning Balance	Debits	Credits	Ending Balance
2163	DUE TO CAPITAL PROJ. FUND	0.00	0.00	0.00	0.00
2510	APPROPRIATIONS	55,093.98	55,093.98	53,851.46	53,851.46
2520	REVENUE	57,167.26	57,167.26	0.00	0.00
2632	DEFERRED REV	8,950.76	0.00	0.00	8,950.76
2726	CAPITAL PROJ RESTRICTED FD BAL	262,006.03	0.00	0.00	262,006.03
2769	UNDESIGNATED FUND BALANCE	0.00	55,255.10	115,577.04	60,321.94
Grand Total		383,218.03	167,516.34	169,428.50	385,130.19

Assets

Code	Title	Beginning Balance	Debits	Credits	Ending Balance
Grand Total		0.00	0.00	0.00	0.00

Liabilities

Code	Title	Beginning Balance	Debits	Credits	Ending Balance
Grand Total		0.00	0.00	0.00	0.00

Assets

Code	Title	Beginning Balance	Debits	Credits	Ending Balance
Grand Total		0.00	0.00	0.00	0.00

Liabilities

Code	Title	Beginning Balance	Debits	Credits	Ending Balance
Grand Total		0.00	0.00	0.00	0.00

Assets

Code	Title	Beginning Balance	Debits	Credits	Ending Balance
Grand Total		0.00	0.00	0.00	0.00

Liabilities

Code	Title	Beginning Balance	Debits	Credits	Ending Balance
Grand Total		0.00	0.00	0.00	0.00

Assets

Code	Title	Beginning Balance	Debits	Credits	Ending Balance
1108	SUNTRUST BANK LOAN HMS	5,022.52	2.94	0.00	5,025.46
1112	CASH-CAPITAL CITY	819,839.79	2,851,675.26	3,011,090.89	660,424.16
1115	ACCTS PAYABLE CLEARING ACCT	0.00	402,355.04	402,628.68	-273.64
1143	CAPITAL IMPROVEMENT FUNDS	0.00	0.00	0.00	0.00
1145	DUE FROM 420 FUND	0.00	15,090.00	15,090.00	0.00
1220	DUE FROM OTHER AGENCIES	0.00	0.00	0.00	0.00
1510	ESTIMATED REVENUE	2,176,844.38	6,472,091.95	6,493,386.76	2,155,549.57
1520	ENCUMBRANCES	65,456.72	493,083.81	532,082.03	26,458.50
1530	EXPENDITURES	3,075,330.92	5,974,177.98	6,807,116.12	2,242,392.78
Grand Total		6,142,494.33	16,208,476.98	17,261,394.48	5,089,576.83

Liabilities

Code	Title	Beginning Balance	Debits	Credits	Ending Balance
2100	CLEARING	212,654.41	212,654.41	0.00	0.00
2120	ACCOUNTS PAYABLE	0.00	14,013.87	14,013.87	0.00
2161	DUE TO GENERAL FUND	0.00	0.00	0.00	0.00
2163	DUE TO CAPITAL PROJ. FUND	0.00	0.00	0.00	0.00
2510	APPROPRIATIONS	3,140,787.64	3,680,847.41	2,811,433.93	2,271,374.16
2520	REVENUE	2,176,844.38	2,526,283.42	2,417,055.49	2,067,616.45
2720	RESERVED FOR ENCUMBRANCES	65,456.72	532,082.03	493,083.81	26,458.50
2769	UNDESIGNATED FUND BALANCE	546,751.18	13,308,531.25	13,485,907.79	724,127.72
Grand Total		6,142,494.33	20,274,412.39	19,221,494.89	5,089,576.83

Assets

Code	Title	Beginning Balance	Debits	Credits	Ending Balance
1112	CASH-CAPITAL CITY	0.00	0.00	0.00	0.00
1115	ACCTS PAYABLE CLEARING ACCT	0.00	0.00	0.00	0.00
1118	SBA 16013 CHARTER SCH C.OUTLAY	0.00	0.00	0.00	0.00
1141	GENERAL OPERATING FUND	0.00	0.00	0.00	0.00
1164	SBA INVESTMENTS POOL B	0.00	0.00	0.00	0.00
1510	ESTIMATED REVENUE	0.00	0.00	0.00	0.00
1530	EXPENDITURES	0.00	0.00	0.00	0.00
Grand Total		0.00	0.00	0.00	0.00

Liabilities

Code	Title	Beginning Balance	Debits	Credits	Ending Balance
2100	CLEARING	0.00	0.00	0.00	0.00
2120	ACCOUNTS PAYABLE	0.00	0.00	0.00	0.00
2161	DUE TO GENERAL FUND	0.00	0.00	0.00	0.00
2167	DUE TO ACCOUNTS PAYABLE FUND	0.00	0.00	0.00	0.00
2510	APPROPRIATIONS	0.00	0.00	0.00	0.00
2520	REVENUE	0.00	0.00	0.00	0.00
2769	UNDESIGNATED FUND BALANCE	0.00	0.00	0.00	0.00
Grand Total		0.00	0.00	0.00	0.00

Assets

Code	Title	Beginning Balance	Debits	Credits	Ending Balance
Grand Total		0.00	0.00	0.00	0.00

Liabilities

Code	Title	Beginning Balance	Debits	Credits	Ending Balance
Grand Total		0.00	0.00	0.00	0.00

Assets

Code	Title	Beginning Balance	Debits	Credits	Ending Balance
1112	CASH-CAPITAL CITY	0.00	0.00	0.00	0.00
1115	ACCTS PAYABLE CLEARING ACCT	0.00	0.00	0.00	0.00
1510	ESTIMATED REVENUE	0.00	0.00	0.00	0.00
1530	EXPENDITURES	1,564,534.53	0.00	1,564,534.53	0.00
Grand Total		1,564,534.53	0.00	1,564,534.53	0.00

Liabilities

Code	Title	Beginning Balance	Debits	Credits	Ending Balance
2510	APPROPRIATIONS	1,564,534.53	1,564,534.53	0.00	0.00
2520	REVENUE	0.00	0.00	0.00	0.00
2726	CAPITAL PROJ RESTRICTED FD BAL	0.00	0.00	0.00	0.00
2769	UNDESIGNATED FUND BALANCE	0.00	1,564,534.53	1,564,534.53	0.00
Grand Total		1,564,534.53	3,129,069.06	1,564,534.53	0.00

Assets

Code	Title	Beginning Balance	Debits	Credits	Ending Balance
1112	CASH-CAPITAL CITY	598,882.44	4,814,361.65	4,323,100.39	1,090,143.70
1114	PAYROLL CLEARING ACCT	0.00	892,845.39	951,759.85	-58,914.46
1115	ACCTS PAYABLE CLEARING ACCT	0.00	3,292,364.89	3,583,780.73	-291,415.84
1116	PETTY CASH	0.00	1,000.00	0.00	1,000.00
1117	WORKER'S COMPENSATION	0.00	50,901.50	54,624.52	-3,723.02
1130	ACCOUNTS RECEIVABLE	0.00	0.00	0.00	0.00
1139	ACCOUNTS RECEIVABLE OTHER	0.00	0.00	0.00	0.00
1140	DUE FROM OTHER FUNDS	0.00	0.00	0.00	0.00
1141	GENERAL OPERATING FUND	0.00	0.00	0.00	0.00
1142	DUE FROM INTERNAL FUND	0.00	0.00	0.00	0.00
1144	DUE FROM FOOD SERVICE FUND	0.00	0.00	0.00	0.00
1145	DUE FROM 420 FUND	5,983.00	0.00	5,983.00	0.00
1148	LOAN TO SET UP BENEFITS ACCT	0.00	0.00	0.00	0.00
1150	INVENTORY	0.00	0.00	0.00	0.00
1151	FOOD STORES	33,437.97	0.00	0.00	33,437.97
1152	COMMODITY STORES	51,079.29	228,311.60	81,161.50	198,229.39
1153	FOOD SERVICE SUPPLIES	2,520.72	0.00	0.00	2,520.72
1164	SBA INVESTMENTS POOL B	0.00	0.00	0.00	0.00
1220	DUE FROM OTHER AGENCIES	96,852.32	0.00	96,852.32	0.00
1224	DUE FROM STATE	0.00	0.00	0.00	0.00
1510	ESTIMATED REVENUE	4,990,837.00	3,050,910.85	2,178,467.24	5,863,280.61
1520	ENCUMBRANCES	256,477.93	4,570,341.96	4,714,338.17	112,481.72
1530	EXPENDITURES	4,471,441.07	4,559,425.88	4,886,635.87	4,144,231.08
Grand Total		10,507,511.74	21,460,463.72	20,876,703.59	11,091,271.87

Liabilities

Code	Title	Beginning Balance	Debits	Credits	Ending Balance
2020	CLEARING ACCOUNT - PAYROLL	0.00	0.00	0.00	0.00
2114	BOARD BENEFITS-OTHER	0.00	353,731.19	406,406.87	52,675.68
2120	ACCOUNTS PAYABLE	0.00	407,120.45	407,120.45	0.00
2161	DUE TO GENERAL FUND	0.00	45,781.48	45,781.48	0.00
2167	DUE TO ACCOUNTS PAYABLE FUND	0.00	0.00	0.00	0.00
2170	PAYROLL DED & WITHOLDINGS	0.00	1,250,631.09	1,250,631.09	0.00
2173	OTHER PAYROLL DEDUCTIONS	0.00	336,602.99	377,058.23	40,455.24
2500	BUDGETARY CREDITS	0.00	0.00	0.00	0.00
2510	APPROPRIATIONS	4,904,397.78	7,986,181.97	8,948,052.30	5,866,268.11
2520	REVENUE	4,848,904.72	5,139,945.90	4,530,647.06	4,239,605.88
2720	RESERVED FOR ENCUMBRANCES	256,477.93	4,714,338.17	4,570,341.96	112,481.72
2769	UNDESIGNATED FUND BALANCE	497,731.31	14,618,497.25	14,900,551.18	779,785.24
2891	ADJUSTMENTS TO FUND BALANCE	0.00	0.00	0.00	0.00
Grand Total		10,507,511.74	34,852,830.49	35,436,590.62	11,091,271.87

Assets

Code	Title	Beginning Balance	Debits	Credits	Ending Balance
1112	CASH-CAPITAL CITY	871.10	17,644,938.73	17,119,309.40	526,500.43
1113	CASH - CENTENNIAL BANK	0.00	0.00	0.00	0.00
1114	PAYROLL CLEARING ACCT	0.00	2,752,555.89	2,914,761.95	-162,206.06
1115	ACCTS PAYABLE CLEARING ACCT	0.00	4,314,818.37	5,113,654.01	-798,835.64
1117	WORKER'S COMPENSATION	0.00	25,532.33	26,566.11	-1,033.78
1120	TAXES RECEIVABLE	0.00	505,149.89	505,149.89	0.00
1130	ACCOUNTS RECEIVABLE	4,406.00	4,205.08	13,017.32	-4,406.24
1139	ACCOUNTS RECEIVABLE OTHER	0.00	0.00	0.00	0.00
1141	GENERAL OPERATING FUND	112,325.00	112,325.00	112,325.00	112,325.00
1145	DUE FROM 420 FUND	0.00	0.00	0.00	0.00
1147	OTHER FUNDS FOR A/C PAYABLE	0.00	0.00	0.00	0.00
1161	DUE FROM 433 FUND	0.00	0.00	0.00	0.00
1220	DUE FROM OTHER AGENCIES	1,762,512.16	143,065.57	1,905,905.08	-327.35
1224	DUE FROM STATE	0.00	0.00	0.00	0.00
1229	OTHER	0.00	0.00	0.00	0.00
1500	BUDGETARY DEBITS	0.00	1,050.00	1,050.00	0.00
1510	ESTIMATED REVENUE	11,319,358.10	1,708,640.95	2,924,322.90	10,103,676.15
1520	ENCUMBRANCES	372,691.67	2,922,603.12	2,649,750.20	645,544.59
1530	EXPENDITURES	9,569,727.11	8,009,818.89	10,437,496.62	7,142,049.38
Grand Total		23,141,891.14	38,144,703.82	43,723,308.48	17,563,286.48

Liabilities

Code	Title	Beginning Balance	Debits	Credits	Ending Balance
2020	CLEARING ACCOUNT - PAYROLL	0.00	0.00	0.00	0.00
2100	CLEARING	0.00	0.00	0.00	0.00
2114	BOARD BENEFITS-OTHER	0.00	802,246.48	886,248.91	84,002.43
2120	ACCOUNTS PAYABLE	477,178.12	1,300,455.50	823,277.38	0.00
2122	DEDUCT/CONTRIB FOR EMP ON LEAV	0.00	0.00	0.00	0.00
2161	DUE TO GENERAL FUND	1,399,489.88	8,013,478.00	7,697,450.76	1,083,462.64
2163	DUE TO CAPITAL PROJ. FUND	0.00	15,090.00	15,090.00	0.00
2164	DUE TO FOOD SERVICE FUND	5,983.00	10,412.02	4,429.02	0.00
2165	DUE TO CONTRACTED PROGRAM FUND	0.00	0.00	0.00	0.00
2167	DUE TO ACCOUNTS PAYABLE FUND	0.00	0.00	0.00	0.00
2170	PAYROLL DED & WITHOLDINGS	0.00	3,675,909.40	3,673,973.72	-1,935.68
2173	OTHER PAYROLL DEDUCTIONS	2.25	882,395.79	954,359.15	71,965.61
2221	LIABILITY FOR CORP.CARD EXP.	0.00	0.00	0.00	0.00
2230	DUE TO OTHER AGENCIES	0.00	0.00	0.00	0.00
2231	DUE STATE-CASH ADVANCES	0.00	0.00	0.00	0.00
2412	DEFERRED REV-CASH ADVANCE	0.00	0.00	0.00	0.00
2500	BUDGETARY CREDITS	765,612.49	766,662.49	1,050.00	0.00
2510	APPROPRIATIONS	11,319,358.10	20,835,612.67	19,619,930.72	10,103,676.15
2520	REVENUE	8,797,146.61	9,798,688.59	6,579,968.83	5,578,426.85
2720	RESERVED FOR ENCUMBRANCES	372,691.67	2,649,750.20	2,922,603.12	645,544.59
2760	UNRESERVED FUND BALANCE	0.00	0.00	0.00	0.00

2769	UNDESIGNATED FUND BALANCE	4,429.02	30,657,189.09	30,650,903.96	-1,856.11
2891	ADJUSTMENTS TO FUND BALANCE	0.00	0.00	0.00	0.00
Grand Total		23,141,891.14	79,407,890.23	73,829,285.57	17,563,286.48

Assets

Code	Title	Beginning Balance	Debits	Credits	Ending Balance
1112	CASH-CAPITAL CITY	0.00	807,336.61	807,336.61	0.00
1114	PAYROLL CLEARING ACCT	0.00	0.00	0.00	0.00
1115	ACCTS PAYABLE CLEARING ACCT	0.00	272,813.34	272,813.34	0.00
1117	WORKER'S COMPENSATION	0.00	0.00	0.00	0.00
1130	ACCOUNTS RECEIVABLE	0.00	0.00	0.00	0.00
1165	DUE FROM 434 FUND	0.00	0.00	0.00	0.00
1220	DUE FROM OTHER AGENCIES	291,088.57	501.17	291,589.74	0.00
1510	ESTIMATED REVENUE	563,331.23	28,746.88	592,078.11	0.00
1520	ENCUMBRANCES	293,834.42	-271,951.96	21,882.46	-0.00
1530	EXPENDITURES	565,332.87	534,537.03	1,099,869.90	0.00
Grand Total		1,713,587.09	1,371,983.07	3,085,570.16	0.00

Liabilities

Code	Title	Beginning Balance	Debits	Credits	Ending Balance
2114	BOARD BENEFITS-OTHER	0.00	0.00	0.00	0.00
2120	ACCOUNTS PAYABLE	255,872.28	255,872.28	0.00	0.00
2151	RETAINAGE PAYABLE	0.00	277,644.75	0.00	-277,644.75
2161	DUE TO GENERAL FUND	37,217.93	292,307.80	255,089.87	0.00
2170	PAYROLL DED & WITHOLDINGS	0.00	0.00	0.00	0.00
2173	OTHER PAYROLL DEDUCTIONS	0.00	0.00	0.00	0.00
2412	DEFERRED REV-CASH ADVANCE	0.00	0.00	0.00	0.00
2510	APPROPRIATIONS	563,331.23	9,923,809.07	9,638,122.59	277,644.75
2520	REVENUE	563,331.23	9,360,477.84	8,797,146.61	-0.00
2720	RESERVED FOR ENCUMBRANCES	293,834.42	21,882.46	-271,951.96	-0.00
2769	UNDESIGNATED FUND BALANCE	0.00	19,286,288.55	19,286,288.55	0.00
Grand Total		1,713,587.09	39,418,282.75	37,704,695.66	0.00

MEDICAL

Fiscal Month: N/A

Fiscal Year: 2015-2016

Assets

Code	Title	Beginning Balance	Debits	Credits	Ending Balance
1109	BENEFITS ACCOUNT	22,846.61	45,472.90	45,186.63	23,132.88
1112	CASH-CAPITAL CITY	0.00	0.00	0.00	0.00
1119	CASH EQUIVALENT AT SBA	0.00	0.00	0.00	0.00
1510	ESTIMATED REVENUE	0.00	0.00	0.00	0.00
Grand Total		22,846.61	45,472.90	45,186.63	23,132.88

Liabilities

Code	Title	Beginning Balance	Debits	Credits	Ending Balance
2110	ACCOUNTS PAYABLE	0.00	0.00	0.00	0.00
2161	DUE TO GENERAL FUND	0.00	0.00	0.00	0.00
2179	BENEFIT ACCOUNT HOLDING RE1109	22,846.61	45,186.55	45,472.82	23,132.88
2769	UNDESIGNATED FUND BALANCE	0.00	0.00	0.00	0.00
Grand Total		22,846.61	45,186.55	45,472.82	23,132.88

Assets

Code	Title	Beginning Balance	Debits	Credits	Ending Balance
Grand Total		0.00	0.00	0.00	0.00

Liabilities

Code	Title	Beginning Balance	Debits	Credits	Ending Balance
Grand Total		0.00	0.00	0.00	0.00

Revenue Report

June 2015 - 2016

Fund	Revenue	Year	Budgeted	Collected	Accrued	Rolled Accrued	Balance	Percent	
110 GENERAL FUND	191 ROTC	2015	126,342.30	76,661.30	0.00	0.00	49,681.00	39.32	
110 GENERAL FUND	199 MISCELLANEOUS FEDERAL DIRECT	2015	22,935.64	22,935.64	-1.01	0.00	1.01	0.00	
110 GENERAL FUND	202 MEDICAID	2015	315,603.49	327,753.49	0.00	0.00	-12,150.00	0.00	
110 GENERAL FUND	280 FEDERAL THROUGH LOCAL	2015	365,066.15	315,744.55	15,715.50	0.00	33,606.10	9.21	
110 GENERAL FUND	310 FLA. EDU. FINANCE PROG (FEFP)	2015	24,872,564.00	22,819,822.00	0.00	0.00	2,052,742.00	8.25	
110 GENERAL FUND	315 WORKFORCE DEVELOPMENT	2015	451,279.00	399,766.00	0.00	0.00	51,513.00	11.41	
110 GENERAL FUND	317 Performance Based Incentives	2015	16,069.50	918.00	0.00	0.00	15,151.50	94.29	
110 GENERAL FUND	318 ADULTS WITH DISABILITIES	2015	8,000.00	8,000.00	0.00	0.00	0.00	0.00	
110 GENERAL FUND	323 CO & DS WITHELD FOR ADM EXP	2015	4,371.30	0.00	0.00	0.00	4,371.30	100.00	
110 GENERAL FUND	341 RACING COMMISSION FUNDS	2015	223,250.00	223,250.00	0.00	0.00	0.00	0.00	
110 GENERAL FUND	342 STATE FOREST FUNDS	2015	8,339.86	8,339.86	0.00	0.00	0.00	0.00	
110 GENERAL FUND	343 STATE LICENSE TAX	2015	17,000.42	17,131.67	0.00	0.00	-131.25	0.00	
110 GENERAL FUND	355 CLASS SIZE REDUCTION	2015	5,755,740.00	5,282,245.00	0.00	0.00	473,495.00	8.23	
110 GENERAL FUND	361 SCHOOL RECOGNITION FUNDS	2015	122,587.00	122,587.00	0.00	0.00	0.00	0.00	
110 GENERAL FUND	371 Voluntary Pre-K Program	2015	595,000.00	451,270.19	0.00	0.00	143,729.81	24.16	
110 GENERAL FUND	390 MISCELLANEOUS STATE REVENUE	2015	47,040.61	47,084.61	0.00	0.00	-44.00	0.00	
110 GENERAL FUND	399 OTHER MISCELLANEOUS STATE REV	2015	66,050.16	66,050.16	0.00	0.00	0.00	0.00	
110 GENERAL FUND	411 DISTRICT SCHOOL TAXES	2015	8,024,722.75	8,024,722.75	0.00	0.00	0.00	0.00	
110 GENERAL FUND	421 TAX REDEMPTIONS	2015	51,392.08	51,392.08	0.00	0.00	0.00	0.00	
110 GENERAL FUND	425 RENT	2015	3,408.00	3,408.00	0.00	0.00	0.00	0.00	
110 GENERAL FUND	431 INTEREST ON INVESTMENTS	2015	6,704.70	6,704.70	0.00	0.00	0.00	0.00	
110 GENERAL FUND	440 GIFTS, GRANTS, AND BEQUESTS	2015	5,367.83	5,367.83	0.00	0.00	0.00	0.00	
110 GENERAL FUND	461 ADULT GENERAL ED. COURSE FEES	2015	925.63	925.63	0.00	0.00	0.00	0.00	
110 GENERAL FUND	462 POSTSECONDARY VOC COURSE FEE	2015	11,669.31	11,669.31	0.00	0.00	0.00	0.00	

110 GENERAL FUND	490 MISCELLANEOUS LOCAL SOURCES	2015	631,093.84	633,045.51	480.42	0.00	-2,432.09	0.00	
110 GENERAL FUND	491 BUS FEES	2015	82,694.07	82,694.07	11,826.25	0.00	-11,826.25	0.00	
110 GENERAL FUND	492 TRANS SVCS SCHOOL ACTIVITIES	2015	16,124.31	16,124.31	0.00	0.00	0.00	0.00	
110 GENERAL FUND	493 SALE OF JUNK	2015	5,753.75	5,966.05	0.00	0.00	-212.30	0.00	
110 GENERAL FUND	494 REC OF FED INDIRECT COST RATE	2015	187,621.79	187,621.79	0.00	0.00	0.00	0.00	
110 GENERAL FUND	497 REFUNDS OF PRIOR YEAR'S EXPEND	2015	1,375.60	1,375.60	0.00	0.00	0.00	0.00	
110 GENERAL FUND	501 FOCUS revenue code for transactions that should not require this	2015	0.00	14,117.17	0.00	0.00	-14,117.17	0.00	
110 GENERAL FUND	630 TRANSFERS FROM CAPITAL PROJ FD	2015	1,450,672.80	1,431,702.80	0.00	0.00	18,970.00	1.31	
110 GENERAL FUND	730 SALE OF CAPITAL ASSETS	2015	200.00	200.00	0.00	0.00	0.00	0.00	
110 GENERAL FUND	732 SALE OF LAND AND BUILDINGS	2015	38,904.00	38,904.00	0.00	0.00	0.00	0.00	
110 GENERAL FUND	741 INSURANCE LOSS RECOVERY	2015	11,774.71	11,774.71	0.00	0.00	0.00	0.00	
210 S.B.E. BOND FUND	322 CO&DS WITHELD FOR SBE/COBI BON	2015	236,982.68	0.00	0.00	0.00	236,982.68	100.00	
210 S.B.E. BOND FUND	326 SBE/COBI BOND INTEREST	2015	197.80	0.00	0.00	0.00	197.80	100.00	
210 S.B.E. BOND FUND	630 TRANSFERS FROM CAPITAL PROJ FD	2015	573,090.28	0.00	0.00	0.00	573,090.28	100.00	
231 SECTION 1011 LOAN FROM CCB	630 TRANSFERS FROM CAPITAL PROJ FD	2015	371,723.67	185,861.83	0.00	0.00	185,861.84	50.00	
293 SUNTRUST LOAN FOR HMS	630 TRANSFERS FROM CAPITAL PROJ FD	2015	0.00	201,366.08	0.00	0.00	-201,366.08	0.00	
340 PECO FUNDS	391 PUBLIC ED CAPITAL OUTLAY	2015	182,654.00	182,654.00	0.00	0.00	0.00	0.00	
340 PECO FUNDS	397 CHARTER SCHOOL CAPITAL OUTLAY	2015	106,511.00	96,795.00	0.00	0.00	9,716.00	9.12	
360 CO & DS FUND # 360	321 CO & DS DIST TO DISTRICTS	2015	54,932.86	0.00	0.00	0.00	54,932.86	100.00	
360 CO & DS FUND # 360	325 INTEREST ON UNDISTRIB. CO&DS	2015	2,234.40	0.00	0.00	0.00	2,234.40	100.00	
379 CAPITAL IMPROVEMENTS	413 DISTRICT LOCAL CAPITAL IMP TAX	2015	2,139,608.00	2,060,728.53	0.00	0.00	78,879.47	3.69	
379 CAPITAL IMPROVEMENTS	421 TAX REDEMPTIONS	2015	0.00	6,884.98	0.00	0.00	-6,884.98	0.00	
379 CAPITAL IMPROVEMENTS	431 INTEREST ON INVESTMENTS	2015	0.00	2.94	0.00	0.00	-2.94	0.00	
410 FOOD SERVICE FUND # 410	200 FEDERAL THROUGH STATE	2015	0.00	486,438.84	0.00	0.00	-486,438.84	0.00	
410 FOOD SERVICE FUND # 410	260 NATIONAL SCHOOL LUNCH ACT	2015	4,870,602.53	0.00	0.00	0.00	4,870,602.53	100.00	
410 FOOD SERVICE FUND # 410	261 SCHOOL LUNCH REIMBURSEMENT	2015	0.00	2,103,095.85	0.00	0.00	-2,103,095.85	0.00	
410 FOOD SERVICE FUND # 410	262 SCHOOL BREAKFAST REIMBURSEMENT	2015	0.00	931,325.94	0.00	0.00	-931,325.94	0.00	
410 FOOD SERVICE FUND # 410	263 AFTER SCHOOL SNACK REIMB	2015	0.00	77,812.56	0.00	0.00	-77,812.56	0.00	

410 FOOD SERVICE FUND # 410	265 U.S.D.A. DONATED COMMODITIES	2015	338,783.08	228,311.60	0.00	0.00	110,471.48	32.61	
410 FOOD SERVICE FUND # 410	267 SUMMER FOOD SERVICE PROGRAM	2015	0.00	91,935.53	0.00	0.00	-91,935.53	0.00	I
410 FOOD SERVICE FUND # 410	268 FRESH FRUITS & VEGETABLES	2015	0.00	81,545.80	0.00	0.00	-81,545.80	0.00	I
410 FOOD SERVICE FUND # 410	280 FEDERAL THROUGH LOCAL	2015	12,075.00	8,449.00	0.00	0.00	3,626.00	30.03	I
410 FOOD SERVICE FUND # 410	337 SCHOOL BREAKFAST SUPPLEMENT	2015	37,230.00	21,196.00	0.00	0.00	16,034.00	43.07	I
410 FOOD SERVICE FUND # 410	338 SCHOOL LUNCH SUPPLEMENT	2015	33,890.00	18,100.00	0.00	0.00	15,790.00	46.59	I
410 FOOD SERVICE FUND # 410	440 GIFTS, GRANTS, AND BEQUESTS	2015	0.00	135.50	0.00	0.00	-135.50	0.00	I
410 FOOD SERVICE FUND # 410	451 STUDENT LUNCHES	2015	90,000.00	105,616.67	0.00	0.00	-15,616.67	0.00	I
410 FOOD SERVICE FUND # 410	490 MISCELLANEOUS LOCAL SOURCES	2015	0.00	85,642.59	0.00	0.00	-85,642.59	0.00	I
420 CONTRACTED PROJECTS FUND 420	199 MISCELLANEOUS FEDERAL DIRECT	2015	2,068,636.00	1,838,403.19	0.00	0.00	230,232.81	11.13	I
420 CONTRACTED PROJECTS FUND 420	200 FEDERAL THROUGH STATE	2015	0.00	344,813.19	0.00	0.00	-344,813.19	0.00	I
420 CONTRACTED PROJECTS FUND 420	201 VOCATIONAL EDUCATION ACTS	2015	188,343.00	117,802.65	0.00	0.00	70,540.35	37.45	I
420 CONTRACTED PROJECTS FUND 420	225 TEACHER/PRINCIPAL TRAIN RECRUI	2015	587,786.69	320,413.25	0.00	0.00	267,373.44	45.49	I
420 CONTRACTED PROJECTS FUND 420	226 MATH & SCIENCE PARTNERSHIPS	2015	259,987.00	41,344.88	0.00	0.00	218,642.12	84.10	I
420 CONTRACTED PROJECTS FUND 420	230 INDIVID WITH DISAB ED ACT-IDEA	2015	1,693,520.06	1,010,602.48	0.00	0.00	682,917.58	40.33	I
420 CONTRACTED PROJECTS FUND 420	240 ELEM.& SECOND. ED. ACT,TITLE I	2015	3,733,088.46	1,322,497.75	0.00	0.00	2,410,590.71	64.57	I
420 CONTRACTED PROJECTS FUND 420	290 OTHER FEDERAL THROUGH STATE	2015	1,572,314.54	593,383.13	0.00	0.00	978,931.41	62.26	I
420 CONTRACTED PROJECTS FUND 420	299 MISCELLANEOUS FED THRU STATE	2015	0.40	6,376.81	0.00	0.00	-6,376.41	0.00	I
434 ARRA RACE TO THE TOP	214 RACE TO THE TOP	2015	248,897.87	28,746.88	0.00	0.00	220,150.99	88.45	I
851 TRUST FUND-UNREIMBURSE MEDICAL	501 FOCUS revenue code for transactions that should not require this	2015	0.00	12,589.16	0.00	0.00	-12,589.16	0.00	I
		Page Totals	10,352,574.02	5,722,615.96	0.00	0.00	4,629,958.06	44.72	I
		Grand Totals	62,950,733.92	53,328,148.39	28,021.16	0.00	9,594,564.37	15.24	I

Expense Report

June 2015 - 2016

Fund	Function	Object	Year	Budgeted	Committed	Encumbered	Expended MTD	Expended QTD	Expended YTD	Balance	Percent
110 GENERAL FUND	5100 INSTRUCTIONAL K-12	120 CLASSROOM TEACHER-REGULAR PAY	2015	9,714,917.73	754,118.83	0.00	1,546,859.29	3,136,168.48	8,734,239.91	226,558.99	2.33
110 GENERAL FUND	5100 INSTRUCTIONAL K-12	121 CLASSROOM TEACHER-MISC EARNING	2015	2,102.51	0.00	0.00	0.00	547.36	2,102.51	0.00	0.00
110 GENERAL FUND	5100 INSTRUCTIONAL K-12	122 TEACHER INSERVICE EARNINGS	2015	700.00	0.00	0.00	0.00	0.00	700.00	0.00	0.00
110 GENERAL FUND	5100 INSTRUCTIONAL K-12	123 TEACHER SUPPLEMENT	2015	224,930.35	15,034.01	0.00	25,102.45	111,884.33	265,326.63	-55,430.29	0.00
110 GENERAL FUND	5100 INSTRUCTIONAL K-12	124 CLASSRM TEACH-ANNUAL LEAVE	2015	2,687.37	0.00	0.00	0.00	0.00	2,687.37	0.00	0.00
110 GENERAL FUND	5100 INSTRUCTIONAL K-12	125 CLASSROOM TEACHER-SICK PAY	2015	45,418.38	0.00	0.00	6,314.24	6,314.24	45,418.38	0.00	0.00
110 GENERAL FUND	5100 INSTRUCTIONAL K-12	128 CLASSROOM TEACHER-SUMMER SCH	2015	22,091.86	0.00	0.00	0.00	0.00	22,091.86	0.00	0.00
110 GENERAL FUND	5100 INSTRUCTIONAL K-12	140 SUBSTITUTES	2015	359,258.38	0.00	0.00	127,943.37	184,006.49	379,593.11	-20,334.73	0.00
110 GENERAL FUND	5100 INSTRUCTIONAL K-12	150 INSTRUCTIONAL ASSIST-REGULAR P	2015	216,651.75	0.00	0.00	37,873.73	71,995.37	216,110.88	540.87	0.25
110 GENERAL FUND	5100 INSTRUCTIONAL K-12	151 INSTRUCTION ASST MISC EARNINGS	2015	1,643.45	0.00	0.00	3,808.64	4,803.75	5,386.53	-3,743.08	0.00
110 GENERAL FUND	5100 INSTRUCTIONAL K-12	153 INSTRUCTIONAL ASSIST-SUPLMNT	2015	0.00	0.00	0.00	0.00	1,925.55	1,925.55	-1,925.55	0.00
110 GENERAL FUND	5100 INSTRUCTIONAL K-12	158 PARAPROFESSIONAL-SUMMER SCHOOL	2015	882.84	0.00	0.00	0.00	0.00	882.84	0.00	0.00
110 GENERAL FUND	5100 INSTRUCTIONAL K-12	210 RETIREMENT	2015	779,137.90	56,790.76	0.00	121,983.24	246,237.11	687,612.93	34,734.21	4.46
110 GENERAL FUND	5100 INSTRUCTIONAL K-12	220 SOCIAL SECURITY	2015	782,884.66	58,840.08	0.00	119,418.66	245,893.26	684,426.54	39,618.04	5.06
110 GENERAL FUND	5100 INSTRUCTIONAL K-12	230 BOARD MEDICAL & DENTAL INS	2015	1,063,998.69	76,256.14	0.00	162,816.04	328,206.45	975,239.35	12,503.20	1.18
110 GENERAL FUND	5100 INSTRUCTIONAL K-12	232 BOARD TERM LIFE INSURANCE	2015	26,141.59	1,880.78	0.00	3,807.40	7,781.36	23,248.65	1,012.16	3.87
110 GENERAL FUND	5100 INSTRUCTIONAL K-12	240 WORKERS COMPENSATION	2015	56,368.46	3,762.34	0.00	8,747.75	18,014.93	52,408.51	197.61	0.35
110 GENERAL FUND	5100 INSTRUCTIONAL K-12	310 PROFESSIONAL AND TECHNICAL	2015	3,789,356.03	0.00	14,454.12	241,344.33	862,396.69	3,130,285.35	644,616.56	17.01
110 GENERAL FUND	5100 INSTRUCTIONAL K-12	320 INSURANCE AND BOND PREMIUMS	2015	297,627.00	0.00	0.00	0.00	0.00	223,220.25	74,406.75	25.00
110 GENERAL FUND	5100 INSTRUCTIONAL K-12	330 TRAVEL	2015	252.90	0.00	0.00	0.00	0.00	252.90	0.00	0.00
110 GENERAL FUND	5100 INSTRUCTIONAL K-12	350 REPAIRS AND MAINTENANCE	2015	1,488.96	0.00	0.00	0.00	0.00	1,488.96	0.00	0.00
110 GENERAL FUND	5100 INSTRUCTIONAL K-12	360 RENTALS	2015	89,496.04	0.00	13,630.40	9,365.00	40,045.64	75,865.64	0.00	0.00
110 GENERAL FUND	5100 INSTRUCTIONAL K-12	370 COMMUNICATIONS	2015	734.70	0.00	0.00	0.00	234.70	734.70	0.00	0.00
110 GENERAL FUND	5100 INSTRUCTIONAL K-12	390 OTHER PURCHASED SERVICES	2015	189,051.88	0.00	20,414.89	26,401.90	56,287.09	168,636.99	0.00	0.00
110 GENERAL FUND	5100 INSTRUCTIONAL K-12	510 SUPPLIES	2015	397,042.61	0.00	3,461.71	7,703.96	9,906.03	195,577.89	198,003.01	49.87
110 GENERAL FUND	5100 INSTRUCTIONAL K-12	520 TEXTBOOKS	2015	107,789.23	536.50	0.00	0.00	78.25	107,350.23	-97.50	0.00
110 GENERAL FUND	5100 INSTRUCTIONAL K-12	530 PERIODICALS	2015	192.00	0.00	20.75	0.00	0.00	171.25	0.00	0.00
110 GENERAL FUND	5100 INSTRUCTIONAL K-12	643 COMPUTER EQUIP-MORE THAN \$750	2015	13,656.64	0.00	0.00	0.00	0.00	13,656.64	0.00	0.00
110 GENERAL FUND	5100 INSTRUCTIONAL K-12	644 COMPUTER EQUIP-LESS THAN \$750	2015	3,435.12	0.00	0.00	0.00	0.00	3,435.12	0.00	0.00
110 GENERAL FUND	5100 INSTRUCTIONAL K-12	730 DUES AND FEES	2015	42,714.03	0.00	0.00	16,267.48	16,267.48	42,714.03	0.00	0.00
110 GENERAL FUND	5200 EXCEPTIONAL	120 CLASSROOM TEACHER-REGULAR PAY	2015	1,744,961.42	137,191.85	0.00	297,024.21	591,821.05	1,574,771.87	32,997.70	1.89
110 GENERAL FUND	5200 EXCEPTIONAL	121 CLASSROOM TEACHER-MISC EARNING	2015	11,551.60	0.00	0.00	1,883.20	4,070.09	12,178.00	-626.40	0.00
110 GENERAL FUND	5200 EXCEPTIONAL	123 TEACHER SUPPLEMENT	2015	22,313.14	528.70	0.00	1,056.60	7,479.22	25,882.46	-4,098.02	0.00
110 GENERAL FUND	5200 EXCEPTIONAL	124 CLASSRM TEACH-ANNUAL LEAVE	2015	400.93	0.00	0.00	0.00	400.93	400.93	0.00	0.00

110 GENERAL FUND	5200 EXCEPTIONAL	125 CLASSROOM TEACHER-SICK PAY	2015	6,275.31	0.00	0.00	0.00	0.00	6,275.31	0.00	0.00	
110 GENERAL FUND	5200 EXCEPTIONAL	128 CLASSROOM TEACHER-SUMMER SCH	2015	68,698.01	0.00	0.00	0.00	0.00	68,698.01	0.00	0.00	
110 GENERAL FUND	5200 EXCEPTIONAL	140 SUBSTITUTES	2015	65,256.05	0.00	0.00	11,478.67	23,235.74	60,891.71	4,364.34	6.69	
110 GENERAL FUND	5200 EXCEPTIONAL	150 INSTRUCTIONAL ASSIST-REGULAR P	2015	485,602.53	4,193.76	0.00	71,506.37	147,901.63	476,457.63	4,951.14	1.02	
110 GENERAL FUND	5200 EXCEPTIONAL	153 INSTRUCTIONAL ASSIST-SUPPLMNT	2015	0.00	0.00	0.00	0.00	1,074.22	1,074.22	-1,074.22	0.00	
110 GENERAL FUND	5200 EXCEPTIONAL	155 PARAPROFESSIONAL-SICK PAY	2015	2,235.06	0.00	0.00	1,010.81	2,544.52	3,245.87	-1,010.81	0.00	
110 GENERAL FUND	5200 EXCEPTIONAL	158 PARAPROFESSIONAL-SUMMER SCHOOL	2015	36,327.79	0.00	0.00	0.00	0.00	36,327.79	0.00	0.00	
110 GENERAL FUND	5200 EXCEPTIONAL	160 OTHER SUPPORT PERSONNEL-REG PY	2015	42,156.83	0.00	0.00	7,230.21	13,611.63	39,676.56	2,480.27	5.88	
110 GENERAL FUND	5200 EXCEPTIONAL	161 OTHER SUPPORT-MISC EARNINGS	2015	12,788.64	0.00	0.00	2,554.43	5,430.73	14,521.39	-1,732.75	0.00	
110 GENERAL FUND	5200 EXCEPTIONAL	168 OTHER SUPPORT PERS-SUMMER SCH	2015	929.23	0.00	0.00	0.00	0.00	929.23	0.00	0.00	
110 GENERAL FUND	5200 EXCEPTIONAL	210 RETIREMENT	2015	196,422.22	10,875.07	0.00	30,249.76	60,157.66	175,187.14	10,360.01	5.27	
110 GENERAL FUND	5200 EXCEPTIONAL	220 SOCIAL SECURITY	2015	186,893.90	10,856.53	0.00	27,868.15	56,334.71	164,293.44	11,743.93	6.28	
110 GENERAL FUND	5200 EXCEPTIONAL	230 BOARD MEDICAL & DENTAL INS	2015	325,221.65	17,396.84	0.00	50,495.48	108,199.83	302,256.13	5,568.68	1.71	
110 GENERAL FUND	5200 EXCEPTIONAL	232 BOARD TERM LIFE INSURANCE	2015	6,563.46	417.64	0.00	995.42	2,096.26	5,764.22	381.60	5.81	
110 GENERAL FUND	5200 EXCEPTIONAL	240 WORKERS COMPENSATION	2015	16,034.45	711.16	0.00	2,476.06	4,947.29	14,533.88	789.41	4.92	
110 GENERAL FUND	5200 EXCEPTIONAL	310 PROFESSIONAL AND TECHNICAL	2015	872,794.38	0.00	257,320.50	64,039.02	189,595.41	576,091.31	39,382.57	4.51	
110 GENERAL FUND	5200 EXCEPTIONAL	390 OTHER PURCHASED SERVICES	2015	44,619.75	0.00	0.00	4,378.50	12,048.75	35,957.26	8,662.49	19.41	
110 GENERAL FUND	5200 EXCEPTIONAL	510 SUPPLIES	2015	16,761.16	0.00	0.00	0.00	0.00	16,761.16	0.00	0.00	
110 GENERAL FUND	5300 VOCATIONAL TECHNICAL	120 CLASSROOM TEACHER-REGULAR PAY	2015	211,510.99	17,625.99	0.00	35,251.82	70,503.64	193,885.00	0.00	0.00	
110 GENERAL FUND	5300 VOCATIONAL TECHNICAL	122 TEACHER INSERVICE EARNINGS	2015	7,050.00	0.00	0.00	0.00	0.00	7,050.00	0.00	0.00	
110 GENERAL FUND	5300 VOCATIONAL TECHNICAL	123 TEACHER SUPPLEMENT	2015	1,268.00	105.74	0.00	211.32	1,369.92	2,109.54	-947.28	0.00	
110 GENERAL FUND	5300 VOCATIONAL TECHNICAL	125 CLASSROOM TEACHER-SICK PAY	2015	1,642.32	0.00	0.00	0.00	0.00	1,642.32	0.00	0.00	
110 GENERAL FUND	5300 VOCATIONAL TECHNICAL	140 SUBSTITUTES	2015	2,817.48	0.00	0.00	691.77	1,244.22	2,984.69	-167.21	0.00	
110 GENERAL FUND	5300 VOCATIONAL TECHNICAL	210 RETIREMENT	2015	20,064.52	1,607.74	0.00	3,215.46	6,430.92	17,685.03	771.75	3.85	
110 GENERAL FUND	5300 VOCATIONAL TECHNICAL	220 SOCIAL SECURITY	2015	17,006.78	1,356.48	0.00	2,550.82	5,163.88	14,734.19	916.11	5.39	
110 GENERAL FUND	5300 VOCATIONAL TECHNICAL	230 BOARD MEDICAL & DENTAL INS	2015	21,614.67	1,813.29	0.00	3,626.54	7,253.08	19,801.34	0.04	0.00	
110 GENERAL FUND	5300 VOCATIONAL TECHNICAL	232 BOARD TERM LIFE INSURANCE	2015	637.98	51.48	0.00	102.96	205.92	561.97	24.53	3.84	
110 GENERAL FUND	5300 VOCATIONAL TECHNICAL	240 WORKERS COMPENSATION	2015	1,148.27	89.89	0.00	184.35	372.83	1,027.47	30.91	2.69	
110 GENERAL FUND	5300 VOCATIONAL TECHNICAL	330 TRAVEL	2015	3,150.00	0.00	3,150.00	0.00	0.00	0.00	0.00	0.00	
110 GENERAL FUND	5300 VOCATIONAL TECHNICAL	360 RENTALS	2015	24,929.00	0.00	0.00	0.00	18,229.00	24,929.00	0.00	0.00	
110 GENERAL FUND	5300 VOCATIONAL TECHNICAL	390 OTHER PURCHASED SERVICES	2015	839.65	0.00	0.00	0.00	839.65	839.65	0.00	0.00	
110 GENERAL FUND	5300 VOCATIONAL TECHNICAL	510 SUPPLIES	2015	30,432.08	3,071.35	16,139.77	1,489.81	9,224.06	10,009.48	1,211.48	3.98	
110 GENERAL FUND	5300 VOCATIONAL TECHNICAL	520 TEXTBOOKS	2015	0.00	0.00	0.00	465.35	465.35	465.35	-465.35	0.00	
110 GENERAL FUND	5300 VOCATIONAL TECHNICAL	643 COMPUTER EQUIP-MORE THAN \$750	2015	2,452.80	0.00	0.00	0.00	2,452.80	2,452.80	0.00	0.00	
110 GENERAL FUND	5300 VOCATIONAL TECHNICAL	730 DUES AND FEES	2015	11,195.65	0.00	1,205.00	0.00	516.50	9,990.65	0.00	0.00	
110 GENERAL FUND	5400 ADULT GENERAL	120 CLASSROOM TEACHER-REGULAR PAY	2015	494,960.76	37,691.86	0.00	60,412.09	142,931.57	456,176.85	1,092.05	0.22	
110 GENERAL FUND	5400 ADULT GENERAL	125 CLASSROOM TEACHER-SICK PAY	2015	15,151.92	0.00	0.00	0.00	0.00	15,151.92	0.00	0.00	
110 GENERAL FUND	5400 ADULT GENERAL	140 SUBSTITUTES	2015	2,630.00	0.00	0.00	774.72	1,831.51	3,785.38	-1,155.38	0.00	

FUND												
110 GENERAL FUND	5400 ADULT GENERAL	210 RETIREMENT	2015	44,980.42	3,135.99	0.00	5,961.22	13,152.30	39,973.78	1,870.65	4.16	
110 GENERAL FUND	5400 ADULT GENERAL	220 SOCIAL SECURITY	2015	39,241.67	2,883.43	0.00	4,325.00	10,308.01	34,139.15	2,219.09	5.65	
110 GENERAL FUND	5400 ADULT GENERAL	230 BOARD MEDICAL & DENTAL INS	2015	36,031.11	3,010.35	0.00	5,187.28	11,243.36	32,967.73	53.03	0.15	
110 GENERAL FUND	5400 ADULT GENERAL	232 BOARD TERM LIFE INSURANCE	2015	1,399.69	102.12	0.00	133.20	358.08	1,212.77	84.80	6.06	
110 GENERAL FUND	5400 ADULT GENERAL	240 WORKERS COMPENSATION	2015	2,647.86	192.25	0.00	312.09	738.37	2,423.33	32.28	1.22	
110 GENERAL FUND	5500 PRE-KINDERGARTEN	120 CLASSROOM TEACHER-REGULAR PAY	2015	110,051.16	7,548.48	0.00	19,062.32	35,840.91	106,468.13	-3,965.45	0.00	
110 GENERAL FUND	5500 PRE-KINDERGARTEN	122 TEACHER INSERVICE EARNINGS	2015	8,588.17	0.00	0.00	0.00	0.00	8,588.17	0.00	0.00	
110 GENERAL FUND	5500 PRE-KINDERGARTEN	123 TEACHER SUPPLEMENT	2015	0.00	1,778.61	0.00	0.00	2,960.83	2,960.83	-4,739.44	0.00	
110 GENERAL FUND	5500 PRE-KINDERGARTEN	125 CLASSROOM TEACHER-SICK PAY	2015	989.42	0.00	0.00	0.00	0.00	989.42	0.00	0.00	
110 GENERAL FUND	5500 PRE-KINDERGARTEN	132 OTHER CERTIFIED INSERVICE	2015	544.05	0.00	0.00	0.00	0.00	544.05	0.00	0.00	
110 GENERAL FUND	5500 PRE-KINDERGARTEN	140 SUBSTITUTES	2015	7,264.14	0.00	0.00	1,034.24	3,538.55	10,252.39	-2,988.25	0.00	
110 GENERAL FUND	5500 PRE-KINDERGARTEN	150 INSTRUCTIONAL ASSIST-REGULAR P	2015	82,495.71	0.00	0.00	17,302.60	34,455.62	88,257.02	-5,761.31	0.00	
110 GENERAL FUND	5500 PRE-KINDERGARTEN	152 INSTRUCTIONAL ASST INSERVICE	2015	2,783.28	0.00	0.00	0.00	0.00	2,783.28	0.00	0.00	
110 GENERAL FUND	5500 PRE-KINDERGARTEN	153 INSTRUCTIONAL ASSIST-SUPPLMNT	2015	0.00	0.00	0.00	0.00	2,939.68	2,939.68	-2,939.68	0.00	
110 GENERAL FUND	5500 PRE-KINDERGARTEN	155 PARAPROFESSIONAL-SICK PAY	2015	1,374.31	0.00	0.00	0.00	0.00	1,374.31	0.00	0.00	
110 GENERAL FUND	5500 PRE-KINDERGARTEN	210 RETIREMENT	2015	15,115.40	573.37	0.00	2,732.95	5,289.24	14,666.83	-124.80	0.00	
110 GENERAL FUND	5500 PRE-KINDERGARTEN	220 SOCIAL SECURITY	2015	16,151.34	713.55	0.00	2,642.50	5,666.69	15,983.34	-545.55	0.00	
110 GENERAL FUND	5500 PRE-KINDERGARTEN	230 BOARD MEDICAL & DENTAL INS	2015	24,596.99	395.58	0.00	4,080.00	8,217.20	24,140.09	61.32	0.25	
110 GENERAL FUND	5500 PRE-KINDERGARTEN	232 BOARD TERM LIFE INSURANCE	2015	618.34	20.76	0.00	108.95	211.79	573.57	24.01	3.88	
110 GENERAL FUND	5500 PRE-KINDERGARTEN	240 WORKERS COMPENSATION	2015	1,132.63	38.50	0.00	190.75	406.66	1,148.33	-54.20	0.00	
110 GENERAL FUND	5500 PRE-KINDERGARTEN	360 RENTALS	2015	1,165.50	0.00	1,165.50	0.00	0.00	0.00	0.00	0.00	
110 GENERAL FUND	5500 PRE-KINDERGARTEN	390 OTHER PURCHASED SERVICES	2015	14,475.00	1,300.00	585.00	1,655.81	3,475.81	12,042.51	547.49	3.78	
110 GENERAL FUND	5500 PRE-KINDERGARTEN	510 SUPPLIES	2015	10,635.22	0.00	3,130.94	806.03	2,516.00	7,596.22	-91.94	0.00	
110 GENERAL FUND	5500 PRE-KINDERGARTEN	644 COMPUTER EQUIP-LESS THAN \$750	2015	317.80	0.00	0.00	0.00	0.00	317.80	0.00	0.00	
110 GENERAL FUND	5900 OTHER INSTRUCTION	163 OTHER SUPPORT PERS-SUPPLEMENT	2015	0.00	0.00	0.00	0.00	203.49	203.49	-203.49	0.00	
110 GENERAL FUND	5900 OTHER INSTRUCTION	166 OTHER SUPPORT-HOURLY EMPLOY	2015	320,725.24	0.00	0.00	0.00	34,979.78	225,997.63	94,727.61	29.54	
110 GENERAL FUND	5900 OTHER INSTRUCTION	220 SOCIAL SECURITY	2015	3,006.08	0.00	0.00	0.00	2,691.61	17,304.91	-14,298.83	0.00	
110 GENERAL FUND	5900 OTHER INSTRUCTION	230 BOARD MEDICAL & DENTAL INS	2015	1,396.78	0.00	0.00	0.00	0.00	1,396.78	0.00	0.00	
110 GENERAL FUND	5900 OTHER INSTRUCTION	240 WORKERS COMPENSATION	2015	1,564.42	0.00	0.00	0.00	179.59	1,277.85	286.57	18.32	
110 GENERAL FUND	5900 OTHER INSTRUCTION	310 PROFESSIONAL AND TECHNICAL	2015	1,700.00	0.00	0.00	0.00	0.00	1,700.00	0.00	0.00	
110 GENERAL FUND	5900 OTHER INSTRUCTION	330 TRAVEL	2015	1,981.22	0.00	0.00	0.00	981.22	1,981.22	0.00	0.00	
110 GENERAL FUND	5900 OTHER INSTRUCTION	350 REPAIRS AND MAINTENANCE	2015	50.00	0.00	0.00	0.00	0.00	50.00	0.00	0.00	
110 GENERAL FUND	5900 OTHER INSTRUCTION	390 OTHER PURCHASED SERVICES	2015	650.00	0.00	0.00	0.00	0.00	560.00	90.00	13.85	
110 GENERAL FUND	5900 OTHER INSTRUCTION	510 SUPPLIES	2015	56,982.25	0.00	0.00	0.00	1,750.00	56,982.25	0.00	0.00	
110 GENERAL FUND	5900 OTHER INSTRUCTION	530 PERIODICALS	2015	225.00	0.00	0.00	0.00	0.00	225.00	0.00	0.00	
110 GENERAL FUND	6100 PUPIL PERSONNEL SERVICE	110 ADMINISTRATION-REGULAR PAY	2015	69,711.58	5,562.76	0.00	0.00	11,125.50	60,148.57	4,000.25	5.74	
110 GENERAL FUND	6100 PUPIL PERSONNEL SERVICE	123 TEACHER SUPPLEMENT	2015	1,268.00	105.74	0.00	211.32	422.64	1,162.26	0.00	0.00	
110 GENERAL FUND	6100 PUPIL PERSONNEL SERVICE	130 OTHER CERTIFIED REGULAR PAY	2015	1,208,185.67	90,081.19	0.00	174,754.28	377,632.17	1,114,262.12	3,842.36	0.32	

110 GENERAL FUND	6100 PUPIL PERSONNEL SERVICE	133 OTHER CERTIFIED-SUPP	2015	1,280.94	105.74	0.00	211.32	4,697.30	5,449.86	-4,274.66	0.00
110 GENERAL FUND	6100 PUPIL PERSONNEL SERVICE	134 OTHER CERT-ANNUAL LEAVE	2015	2,450.12	0.00	0.00	0.00	0.00	2,450.12	0.00	0.00
110 GENERAL FUND	6100 PUPIL PERSONNEL SERVICE	135 OTHER CERTIFIED-SICK PAY	2015	3,042.87	0.00	0.00	0.00	0.00	3,042.87	0.00	0.00
110 GENERAL FUND	6100 PUPIL PERSONNEL SERVICE	138 OTHER CERTIFIED-SUMMER SCHOOL	2015	22,231.88	0.00	0.00	0.00	0.00	22,231.88	0.00	0.00
110 GENERAL FUND	6100 PUPIL PERSONNEL SERVICE	140 SUBSTITUTES	2015	6,555.03	0.00	0.00	1,758.15	3,091.15	7,180.06	-625.03	0.00
110 GENERAL FUND	6100 PUPIL PERSONNEL SERVICE	160 OTHER SUPPORT PERSONNEL-REG PY	2015	63,503.56	3,134.79	0.00	3,611.68	12,729.80	60,368.78	-0.01	0.00
110 GENERAL FUND	6100 PUPIL PERSONNEL SERVICE	163 OTHER SUPPORT PERS-SUPPLEMENT	2015	0.00	0.00	0.00	0.00	116.23	116.23	-116.23	0.00
110 GENERAL FUND	6100 PUPIL PERSONNEL SERVICE	164 OTHER SUPPORT PER-ANNUAL LEAVE	2015	7,024.18	0.00	0.00	0.00	0.00	7,024.18	0.00	0.00
110 GENERAL FUND	6100 PUPIL PERSONNEL SERVICE	165 OTHER SUPPORT PERSONNEL-SICK P	2015	4,673.49	0.00	0.00	0.00	0.00	4,673.49	0.00	0.00
110 GENERAL FUND	6100 PUPIL PERSONNEL SERVICE	210 RETIREMENT	2015	119,918.26	13,340.54	0.00	14,187.68	31,558.11	98,405.78	8,171.94	6.81
110 GENERAL FUND	6100 PUPIL PERSONNEL SERVICE	220 SOCIAL SECURITY	2015	110,806.42	13,850.63	0.00	12,703.71	28,875.06	92,462.69	4,493.10	4.05
110 GENERAL FUND	6100 PUPIL PERSONNEL SERVICE	230 BOARD MEDICAL & DENTAL INS	2015	143,701.39	18,454.31	0.00	17,792.87	40,189.89	124,050.00	1,197.08	0.83
110 GENERAL FUND	6100 PUPIL PERSONNEL SERVICE	232 BOARD TERM LIFE INSURANCE	2015	4,063.35	509.19	0.00	466.62	1,083.60	3,417.16	137.00	3.37
110 GENERAL FUND	6100 PUPIL PERSONNEL SERVICE	240 WORKERS COMPENSATION	2015	7,764.58	921.78	0.00	923.36	2,102.07	6,676.49	166.31	2.14
110 GENERAL FUND	6100 PUPIL PERSONNEL SERVICE	310 PROFESSIONAL AND TECHNICAL	2015	126,738.63	0.00	49,950.00	1,009.95	26,034.95	76,788.63	0.00	0.00
110 GENERAL FUND	6100 PUPIL PERSONNEL SERVICE	330 TRAVEL	2015	2,533.42	99.68	0.00	215.30	865.82	3,399.24	-965.50	0.00
110 GENERAL FUND	6100 PUPIL PERSONNEL SERVICE	360 RENTALS	2015	188.65	-124.00	0.00	62.00	62.00	188.65	124.00	65.73
110 GENERAL FUND	6100 PUPIL PERSONNEL SERVICE	370 COMMUNICATIONS	2015	9,840.25	0.00	0.00	0.00	0.00	9,840.25	0.00	0.00
110 GENERAL FUND	6100 PUPIL PERSONNEL SERVICE	390 OTHER PURCHASED SERVICES	2015	23,568.01	0.00	0.00	2,400.00	4,800.00	23,568.01	0.00	0.00
110 GENERAL FUND	6100 PUPIL PERSONNEL SERVICE	510 SUPPLIES	2015	6,973.44	0.00	210.25	0.00	2,387.57	6,524.57	238.62	3.42
110 GENERAL FUND	6100 PUPIL PERSONNEL SERVICE	730 DUES AND FEES	2015	258.00	0.00	0.00	0.00	0.00	258.00	0.00	0.00
110 GENERAL FUND	6150 PARENTAL INVOLVEMENT	330 TRAVEL	2015	-250.00	0.00	0.00	0.00	0.00	-250.00	0.00	0.00
110 GENERAL FUND	6150 PARENTAL INVOLVEMENT	510 SUPPLIES	2015	900.00	0.00	0.00	0.00	0.00	900.00	0.00	0.00
110 GENERAL FUND	6200 INSTRUCTIONAL MEDIA SERVICE	110 ADMINISTRATION-REGULAR PAY	2015	67,500.00	5,625.00	0.00	0.00	11,250.00	61,875.00	0.00	0.00
110 GENERAL FUND	6200 INSTRUCTIONAL MEDIA SERVICE	123 TEACHER SUPPLEMENT	2015	7,669.55	0.00	0.00	0.00	0.00	7,669.55	0.00	0.00
110 GENERAL FUND	6200 INSTRUCTIONAL MEDIA SERVICE	125 CLASSROOM TEACHER-SICK PAY	2015	2,910.28	0.00	0.00	0.00	0.00	2,910.28	0.00	0.00
110 GENERAL FUND	6200 INSTRUCTIONAL MEDIA SERVICE	130 OTHER CERTIFIED REGULAR PAY	2015	344,337.53	34,822.62	0.00	58,495.57	116,944.16	306,044.07	3,470.84	1.01
110 GENERAL FUND	6200 INSTRUCTIONAL MEDIA SERVICE	133 OTHER CERTIFIED-SUPP	2015	1,318.72	1,053.02	0.00	211.32	1,792.52	2,532.14	-2,266.44	0.00
110 GENERAL FUND	6200 INSTRUCTIONAL MEDIA SERVICE	140 SUBSTITUTES	2015	2,012.50	0.00	0.00	727.42	1,563.95	3,576.45	-1,563.95	0.00
110 GENERAL FUND	6200 INSTRUCTIONAL MEDIA SERVICE	210 RETIREMENT	2015	33,694.87	3,694.03	0.00	4,988.38	10,712.40	29,950.84	50.00	0.15
110 GENERAL FUND	6200 INSTRUCTIONAL MEDIA SERVICE	220 SOCIAL SECURITY	2015	31,334.67	3,174.79	0.00	4,222.11	9,377.14	27,315.89	843.99	2.69
110 GENERAL FUND	6200 INSTRUCTIONAL MEDIA SERVICE	230 BOARD MEDICAL & DENTAL INS	2015	42,174.04	4,389.22	0.00	6,384.32	13,566.68	35,825.10	1,959.72	4.65
110 GENERAL FUND	6200 INSTRUCTIONAL MEDIA SERVICE	232 BOARD TERM LIFE INSURANCE	2015	1,117.23	78.00	0.00	138.24	313.92	936.02	103.21	9.24
110 GENERAL FUND	6200 INSTRUCTIONAL MEDIA SERVICE	240 WORKERS COMPENSATION	2015	2,139.90	149.57	0.00	303.16	670.99	1,922.58	67.75	3.17
110 GENERAL FUND	6200 INSTRUCTIONAL MEDIA SERVICE	310 PROFESSIONAL AND TECHNICAL	2015	139,200.00	0.00	10,334.03	1,666.66	25,999.98	128,865.97	0.00	0.00
110 GENERAL FUND	6200 INSTRUCTIONAL MEDIA SERVICE	360 RENTALS	2015	20,297.68	0.00	0.00	0.00	0.00	20,297.68	0.00	0.00
110 GENERAL FUND	6200 INSTRUCTIONAL MEDIA SERVICE	370 COMMUNICATIONS	2015	4,409.81	346.35	0.00	0.00	351.75	4,337.24	-273.78	0.00
110 GENERAL FUND	6200 INSTRUCTIONAL MEDIA SERVICE	530 PERIODICALS	2015	409.94	0.00	0.00	0.00	0.00	409.94	0.00	0.00
110 GENERAL FUND	6300 INSTRUCTIONAL/CURRICULUM DEV	110 ADMINISTRATION-REGULAR PAY	2015	315,390.04	26,282.45	0.00	0.00	52,565.02	289,107.61	-0.02	0.00
110 GENERAL FUND	6300 INSTRUCTIONAL/CURRICULUM DEV	115 ADMINISTRATION-SICK PAY	2015	12,787.14	0.00	0.00	0.00	0.00	12,787.14	0.00	0.00

110 GENERAL FUND	6300 INSTRUCTIONAL/CURRICULUM DEV	130 OTHER CERTIFIED REGULAR PAY	2015	229,608.91	15,918.22	0.00	20,433.49	59,645.10	207,046.83	6,643.86	2.89
110 GENERAL FUND	6300 INSTRUCTIONAL/CURRICULUM DEV	133 OTHER CERTIFIED-SUPP	2015	0.00	0.00	0.00	0.00	947.28	947.28	-947.28	0.00
110 GENERAL FUND	6300 INSTRUCTIONAL/CURRICULUM DEV	134 OTHER CERT-ANNUAL LEAVE	2015	3,703.81	0.00	0.00	0.00	10,940.45	14,644.26	-10,940.45	0.00
110 GENERAL FUND	6300 INSTRUCTIONAL/CURRICULUM DEV	135 OTHER CERTIFIED-SICK PAY	2015	0.00	0.00	0.00	0.00	8,116.12	8,116.12	-8,116.12	0.00
110 GENERAL FUND	6300 INSTRUCTIONAL/CURRICULUM DEV	136 OTHER CERTIFIED-HOURLY EMPLOY	2015	10,962.28	0.00	0.00	4,053.28	7,784.14	18,746.42	-7,784.14	0.00
110 GENERAL FUND	6300 INSTRUCTIONAL/CURRICULUM DEV	138 OTHER CERTIFIED-SUMMER SCHOOL	2015	3,280.70	0.00	0.00	0.00	0.00	3,280.70	0.00	0.00
110 GENERAL FUND	6300 INSTRUCTIONAL/CURRICULUM DEV	140 SUBSTITUTES	2015	425.05	0.00	0.00	183.02	626.04	1,051.09	-626.04	0.00
110 GENERAL FUND	6300 INSTRUCTIONAL/CURRICULUM DEV	160 OTHER SUPPORT PERSONNEL-REG PY	2015	152,359.58	8,674.03	0.00	1,855.11	24,182.31	138,471.72	5,213.83	3.42
110 GENERAL FUND	6300 INSTRUCTIONAL/CURRICULUM DEV	163 OTHER SUPPORT PERS-SUPPLEMENT	2015	0.00	0.00	0.00	0.00	150.00	150.00	-150.00	0.00
110 GENERAL FUND	6300 INSTRUCTIONAL/CURRICULUM DEV	164 OTHER SUPPORT PER-ANNUAL LEAVE	2015	1,773.70	0.00	0.00	0.00	0.00	1,773.70	0.00	0.00
110 GENERAL FUND	6300 INSTRUCTIONAL/CURRICULUM DEV	165 OTHER SUPPORT PERSONNEL-SICK P	2015	2,654.18	0.00	0.00	0.00	0.00	2,654.18	0.00	0.00
110 GENERAL FUND	6300 INSTRUCTIONAL/CURRICULUM DEV	210 RETIREMENT	2015	60,813.05	4,176.82	0.00	1,912.43	13,289.10	57,433.03	-796.80	0.00
110 GENERAL FUND	6300 INSTRUCTIONAL/CURRICULUM DEV	220 SOCIAL SECURITY	2015	53,187.38	3,891.93	0.00	1,824.22	11,681.60	49,635.90	-340.45	0.00
110 GENERAL FUND	6300 INSTRUCTIONAL/CURRICULUM DEV	230 BOARD MEDICAL & DENTAL INS	2015	55,713.16	4,229.61	0.00	2,912.84	12,404.95	50,907.14	576.41	1.03
110 GENERAL FUND	6300 INSTRUCTIONAL/CURRICULUM DEV	232 BOARD TERM LIFE INSURANCE	2015	2,061.96	146.14	0.00	64.58	405.74	1,889.57	26.25	1.27
110 GENERAL FUND	6300 INSTRUCTIONAL/CURRICULUM DEV	240 WORKERS COMPENSATION	2015	3,738.15	259.49	0.00	135.30	841.33	3,563.95	-85.29	0.00
110 GENERAL FUND	6300 INSTRUCTIONAL/CURRICULUM DEV	310 PROFESSIONAL AND TECHNICAL	2015	5,746.94	0.00	0.00	0.00	0.00	5,746.94	0.00	0.00
110 GENERAL FUND	6300 INSTRUCTIONAL/CURRICULUM DEV	330 TRAVEL	2015	412.92	0.00	0.00	0.00	0.00	412.92	0.00	0.00
110 GENERAL FUND	6300 INSTRUCTIONAL/CURRICULUM DEV	390 OTHER PURCHASED SERVICES	2015	150.00	0.00	0.00	0.00	150.00	150.00	0.00	0.00
110 GENERAL FUND	6300 INSTRUCTIONAL/CURRICULUM DEV	510 SUPPLIES	2015	2,105.14	0.00	659.55	0.00	0.00	1,445.59	0.00	0.00
110 GENERAL FUND	6300 INSTRUCTIONAL/CURRICULUM DEV	644 COMPUTER EQUIP-LESS THAN \$750	2015	1,372.70	0.00	0.00	0.00	0.00	1,372.70	0.00	0.00
110 GENERAL FUND	6300 INSTRUCTIONAL/CURRICULUM DEV	730 DUES AND FEES	2015	80.00	0.00	0.00	0.00	0.00	80.00	0.00	0.00
110 GENERAL FUND	6400 INSTRUCTIONAL STAFF TRAINING	120 CLASSROOM TEACHER-REGULAR PAY	2015	14,981.88	0.00	0.00	0.00	0.00	14,981.88	0.00	0.00
110 GENERAL FUND	6400 INSTRUCTIONAL STAFF TRAINING	122 TEACHER INSERVICE EARNINGS	2015	13,800.00	0.00	0.00	0.00	13,800.00	13,800.00	0.00	0.00
110 GENERAL FUND	6400 INSTRUCTIONAL STAFF TRAINING	128 CLASSROOM TEACHER-SUMMER SCH	2015	4,585.74	0.00	0.00	0.00	0.00	4,585.74	0.00	0.00
110 GENERAL FUND	6400 INSTRUCTIONAL STAFF TRAINING	130 OTHER CERTIFIED REGULAR PAY	2015	97,833.34	8,916.74	0.00	0.00	17,833.32	88,916.60	0.00	0.00
110 GENERAL FUND	6400 INSTRUCTIONAL STAFF TRAINING	132 OTHER CERTIFIED INSERVICE	2015	2,500.00	0.00	0.00	0.00	2,500.00	2,500.00	0.00	0.00
110 GENERAL FUND	6400 INSTRUCTIONAL STAFF TRAINING	133 OTHER CERTIFIED-SUPP	2015	0.00	0.00	0.00	0.00	947.28	947.28	-947.28	0.00
110 GENERAL FUND	6400 INSTRUCTIONAL STAFF TRAINING	134 OTHER CERT-ANNUAL LEAVE	2015	610.74	0.00	0.00	0.00	0.00	610.74	0.00	0.00
110 GENERAL FUND	6400 INSTRUCTIONAL STAFF TRAINING	140 SUBSTITUTES	2015	118.02	0.00	0.00	0.00	0.00	118.02	0.00	0.00
110 GENERAL FUND	6400 INSTRUCTIONAL STAFF TRAINING	210 RETIREMENT	2015	7,215.59	512.14	0.00	0.00	1,024.28	6,703.44	0.01	0.00

FUND	TRAINING											
110 GENERAL FUND	6400 INSTRUCTIONAL STAFF TRAINING	220 SOCIAL SECURITY	2015	9,767.77	682.13	0.00	0.00	2,543.49	9,060.80	24.84	0.25	
110 GENERAL FUND	6400 INSTRUCTIONAL STAFF TRAINING	230 BOARD MEDICAL & DENTAL INS	2015	11,011.86	798.04	0.00	0.00	1,596.08	10,213.82	0.00	0.00	
110 GENERAL FUND	6400 INSTRUCTIONAL STAFF TRAINING	232 BOARD TERM LIFE INSURANCE	2015	325.72	25.68	0.00	0.00	51.36	300.04	0.00	0.00	
110 GENERAL FUND	6400 INSTRUCTIONAL STAFF TRAINING	240 WORKERS COMPENSATION	2015	685.57	45.48	0.00	0.00	178.90	644.91	-4.82	0.00	
110 GENERAL FUND	6400 INSTRUCTIONAL STAFF TRAINING	330 TRAVEL	2015	194,386.17	0.00	0.00	8,124.45	10,307.27	19,375.85	175,010.32	90.03	
110 GENERAL FUND	6400 INSTRUCTIONAL STAFF TRAINING	360 RENTALS	2015	3,587.50	0.00	3,587.50	0.00	0.00	0.00	0.00	0.00	
110 GENERAL FUND	6400 INSTRUCTIONAL STAFF TRAINING	390 OTHER PURCHASED SERVICES	2015	480.00	0.00	0.00	0.00	0.00	480.00	0.00	0.00	
110 GENERAL FUND	6400 INSTRUCTIONAL STAFF TRAINING	391 SUBAWDS 1ST 25,000 OTHR PURCHD	2015	16,500.00	0.00	5,500.00	0.00	0.00	11,000.00	0.00	0.00	
110 GENERAL FUND	6400 INSTRUCTIONAL STAFF TRAINING	510 SUPPLIES	2015	1,995.71	0.00	21.32	0.00	0.00	1,974.38	0.01	0.00	
110 GENERAL FUND	6400 INSTRUCTIONAL STAFF TRAINING	692 SOFTWARE-LESS THAN \$750	2015	79.99	0.00	0.00	0.00	0.00	79.99	0.00	0.00	
110 GENERAL FUND	6400 INSTRUCTIONAL STAFF TRAINING	730 DUES AND FEES	2015	2,925.00	0.00	0.00	0.00	520.00	2,925.00	0.00	0.00	
110 GENERAL FUND	6500 INSTRUCTION RELATED TECHNOLOGY	160 OTHER SUPPORT PERSONNEL-REG PY	2015	34,367.69	2,979.23	0.00	0.00	5,958.36	31,388.46	0.00	0.00	
110 GENERAL FUND	6500 INSTRUCTION RELATED TECHNOLOGY	210 RETIREMENT	2015	4,426.56	383.72	0.00	0.00	767.44	4,042.84	0.00	0.00	
110 GENERAL FUND	6500 INSTRUCTION RELATED TECHNOLOGY	220 SOCIAL SECURITY	2015	2,264.00	227.91	0.00	0.00	372.60	1,952.87	83.22	3.68	
110 GENERAL FUND	6500 INSTRUCTION RELATED TECHNOLOGY	230 BOARD MEDICAL & DENTAL INS	2015	4,691.82	399.02	0.00	0.00	798.04	4,292.80	0.00	0.00	
110 GENERAL FUND	6500 INSTRUCTION RELATED TECHNOLOGY	232 BOARD TERM LIFE INSURANCE	2015	104.40	8.64	0.00	0.00	17.28	95.76	0.00	0.00	
110 GENERAL FUND	6500 INSTRUCTION RELATED TECHNOLOGY	240 WORKERS COMPENSATION	2015	175.27	15.19	0.00	0.00	30.38	160.06	0.02	0.01	
110 GENERAL FUND	6500 INSTRUCTION RELATED TECHNOLOGY	310 PROFESSIONAL AND TECHNICAL	2015	7,500.00	0.00	7,500.00	0.00	0.00	0.00	0.00	0.00	
110 GENERAL FUND	6500 INSTRUCTION RELATED TECHNOLOGY	330 TRAVEL	2015	936.00	0.00	0.00	0.00	0.00	936.00	0.00	0.00	
110 GENERAL FUND	6500 INSTRUCTION RELATED TECHNOLOGY	360 RENTALS	2015	62,669.95	0.00	13,861.25	0.00	48,708.00	48,808.70	0.00	0.00	
110 GENERAL FUND	6500 INSTRUCTION RELATED TECHNOLOGY	370 COMMUNICATIONS	2015	330.29	36.86	0.00	0.00	36.19	330.29	-36.86	0.00	
110 GENERAL FUND	6500 INSTRUCTION RELATED TECHNOLOGY	510 SUPPLIES	2015	5,371.46	0.00	829.53	80.47	456.87	4,828.33	-286.40	0.00	
110 GENERAL FUND	6500 INSTRUCTION RELATED TECHNOLOGY	621 AV MATERIALS-MORE THAN \$750	2015	26,927.34	0.00	20,367.80	0.00	0.00	0.00	6,559.54	24.36	
110 GENERAL FUND	6500 INSTRUCTION RELATED TECHNOLOGY	641 FURN, FIXT, EQUIP-MORE THAN \$750	2015	107,380.34	0.00	0.00	0.00	0.00	0.00	107,380.34	100.00	
110 GENERAL FUND	6500 INSTRUCTION RELATED TECHNOLOGY	643 COMPUTER EQUIP-MORE THAN \$750	2015	40,313.08	0.00	35,955.88	0.00	0.00	0.00	4,357.20	10.81	
110 GENERAL FUND	6500 INSTRUCTION RELATED TECHNOLOGY	644 COMPUTER EQUIP-LESS THAN \$750	2015	214,043.75	0.00	213,115.25	0.00	0.00	0.00	928.50	0.43	
110 GENERAL FUND	7100 BOARD OF EDUCATION	161 OTHER SUPPORT-MISC EARNINGS	2015	437.03	0.00	0.00	0.00	242.80	679.83	-242.80	0.00	
110 GENERAL FUND	7100 BOARD OF EDUCATION	170 BOARD MEMBERS-REGULAR PAY	2015	141,200.00	9,438.80	0.00	0.00	21,109.64	126,977.84	4,783.36	3.39	
110 GENERAL FUND	7100 BOARD OF EDUCATION	210 RETIREMENT	2015	37,966.47	2,962.61	0.00	0.00	6,127.28	34,601.50	402.36	1.06	
110 GENERAL FUND	7100 BOARD OF EDUCATION	220 SOCIAL SECURITY	2015	13,213.11	722.08	0.00	0.00	1,943.06	12,453.32	37.71	0.29	
110 GENERAL FUND	7100 BOARD OF EDUCATION	230 BOARD MEDICAL & DENTAL INS	2015	9,363.81	416.71	0.00	0.00	1,232.44	8,449.06	498.04	5.32	
110 GENERAL FUND	7100 BOARD OF EDUCATION	232 BOARD TERM LIFE INSURANCE	2015	420.50	27.84	0.00	0.00	62.64	378.74	13.92	3.31	
110 GENERAL FUND	7100 BOARD OF EDUCATION	240 WORKERS COMPENSATION	2015	722.28	48.12	0.00	0.00	108.88	650.96	23.20	3.21	
110 GENERAL FUND	7100 BOARD OF EDUCATION	250 UNEMPLOYMENT COMPENSATION	2015	53,343.23	0.00	0.00	0.00	6,867.30	60,210.53	-6,867.30	0.00	
110 GENERAL FUND	7100 BOARD OF EDUCATION	310 PROFESSIONAL AND TECHNICAL	2015	56,789.91	0.00	0.00	0.00	17,323.83	56,789.91	0.00	0.00	
110 GENERAL FUND	7100 BOARD OF EDUCATION	330 TRAVEL	2015	30,526.79	291.40	3,302.50	0.00	5,965.30	29,768.15	-2,835.26	0.00	
110 GENERAL FUND	7100 BOARD OF EDUCATION	370 COMMUNICATIONS	2015	3,640.92	282.48	0.00	300.00	581.72	3,640.92	-282.48	0.00	
110 GENERAL FUND	7100 BOARD OF EDUCATION	390 OTHER PURCHASED SERVICES	2015	7,872.96	0.00	3,940.00	0.00	0.00	3,932.96	0.00	0.00	
110 GENERAL FUND	7100 BOARD OF EDUCATION	510 SUPPLIES	2015	3,421.94	0.00	456.69	0.00	941.12	3,376.97	-411.72	0.00	

110 GENERAL FUND	7100 BOARD OF EDUCATION	530 PERIODICALS	2015	4,338.63	0.00	1,456.25	0.00	0.00	2,882.38	0.00	0.00
110 GENERAL FUND	7100 BOARD OF EDUCATION	630 BUILDINGS AND FIXED EQUIPMENT	2015	2,099.83	0.00	0.00	0.00	0.00	2,099.83	0.00	0.00
110 GENERAL FUND	7100 BOARD OF EDUCATION	641 FURN, FIXT, EQUIP-MORE THAN \$750	2015	1,413.89	0.00	0.00	0.00	1,329.95	1,413.89	0.00	0.00
110 GENERAL FUND	7100 BOARD OF EDUCATION	642 FURN, FIXT, EQUIP-LESS THAN \$750	2015	7,666.24	0.00	0.00	0.00	3,640.00	7,666.24	0.00	0.00
110 GENERAL FUND	7100 BOARD OF EDUCATION	643 COMPUTER EQUIP-MORE THAN \$750	2015	9,820.75	0.00	0.00	0.00	3,505.75	9,820.75	0.00	0.00
110 GENERAL FUND	7100 BOARD OF EDUCATION	644 COMPUTER EQUIP-LESS THAN \$750	2015	865.48	0.00	523.48	0.00	0.00	342.00	0.00	0.00
110 GENERAL FUND	7100 BOARD OF EDUCATION	730 DUES AND FEES	2015	173,341.30	0.00	0.00	686.16	6,589.64	174,027.45	-686.15	0.00
110 GENERAL FUND	7200 GENERAL ADMINISTRATION	110 ADMINISTRATION-REGULAR PAY	2015	188,133.87	15,657.40	0.00	0.00	31,615.16	172,476.47	0.00	0.00
110 GENERAL FUND	7200 GENERAL ADMINISTRATION	113 ADMINISTRATION-SUPP	2015	2,000.00	166.63	0.00	0.00	333.34	1,833.37	0.00	0.00
110 GENERAL FUND	7200 GENERAL ADMINISTRATION	114 ADM-ANNUAL LEAVE	2015	20,747.42	0.00	0.00	0.00	0.00	20,747.42	0.00	0.00
110 GENERAL FUND	7200 GENERAL ADMINISTRATION	115 ADMINISTRATION-SICK PAY	2015	69,348.47	0.00	0.00	0.00	0.00	69,348.47	0.00	0.00
110 GENERAL FUND	7200 GENERAL ADMINISTRATION	160 OTHER SUPPORT PERSONNEL-REG PY	2015	142,193.22	10,102.77	0.00	0.00	20,463.19	130,637.46	1,452.99	1.02
110 GENERAL FUND	7200 GENERAL ADMINISTRATION	161 OTHER SUPPORT-MISC EARNINGS	2015	7,444.59	0.00	0.00	0.00	1,647.10	9,615.17	-2,170.58	0.00
110 GENERAL FUND	7200 GENERAL ADMINISTRATION	164 OTHER SUPPORT PER-ANNUAL LEAVE	2015	1,206.41	0.00	0.00	0.00	0.00	1,206.41	0.00	0.00
110 GENERAL FUND	7200 GENERAL ADMINISTRATION	165 OTHER SUPPORT PERSONNEL-SICK P	2015	4,866.24	0.00	0.00	0.00	0.00	4,866.24	0.00	0.00
110 GENERAL FUND	7200 GENERAL ADMINISTRATION	210 RETIREMENT	2015	28,523.53	1,909.31	0.00	0.00	4,029.82	26,449.07	165.15	0.58
110 GENERAL FUND	7200 GENERAL ADMINISTRATION	220 SOCIAL SECURITY	2015	29,242.21	1,983.39	0.00	0.00	3,926.88	27,041.49	217.33	0.74
110 GENERAL FUND	7200 GENERAL ADMINISTRATION	230 BOARD MEDICAL & DENTAL INS	2015	26,204.34	1,613.77	0.00	0.00	4,025.58	24,191.55	399.02	1.52
110 GENERAL FUND	7200 GENERAL ADMINISTRATION	232 BOARD TERM LIFE INSURANCE	2015	940.88	68.15	0.00	0.00	148.30	866.73	6.00	0.64
110 GENERAL FUND	7200 GENERAL ADMINISTRATION	240 WORKERS COMPENSATION	2015	2,241.53	131.38	0.00	0.00	275.70	2,094.78	15.37	0.69
110 GENERAL FUND	7200 GENERAL ADMINISTRATION	290 OTHER EMPLOYEE BENEFITS	2015	39,050.00	9,440.00	0.00	0.00	9,530.00	48,580.00	-18,970.00	0.00
110 GENERAL FUND	7200 GENERAL ADMINISTRATION	310 PROFESSIONAL AND TECHNICAL	2015	32,804.67	0.00	0.00	0.00	0.00	32,804.67	0.00	0.00
110 GENERAL FUND	7200 GENERAL ADMINISTRATION	330 TRAVEL	2015	17,610.67	306.85	0.00	1,838.08	5,940.51	19,849.79	-2,545.97	0.00
110 GENERAL FUND	7200 GENERAL ADMINISTRATION	360 RENTALS	2015	195.00	0.00	0.00	0.00	0.00	195.00	0.00	0.00
110 GENERAL FUND	7200 GENERAL ADMINISTRATION	370 COMMUNICATIONS	2015	4,426.94	71.85	1,149.04	376.69	-15.30	2,922.43	283.62	6.41
110 GENERAL FUND	7200 GENERAL ADMINISTRATION	390 OTHER PURCHASED SERVICES	2015	30,284.45	0.00	1,500.00	400.00	6,800.00	28,384.45	400.00	1.32
110 GENERAL FUND	7200 GENERAL ADMINISTRATION	510 SUPPLIES	2015	12,672.39	130.98	4,030.76	101.98	1,589.31	7,641.63	869.02	6.86
110 GENERAL FUND	7200 GENERAL ADMINISTRATION	530 PERIODICALS	2015	4,588.87	0.00	409.50	0.00	1,611.83	5,249.20	-1,069.83	0.00
110 GENERAL FUND	7200 GENERAL ADMINISTRATION	641 FURN, FIXT, EQUIP-MORE THAN \$750	2015	1,033.89	0.00	0.00	0.00	0.00	1,033.89	0.00	0.00
110 GENERAL FUND	7200 GENERAL ADMINISTRATION	643 COMPUTER EQUIP-MORE THAN \$750	2015	6,805.74	0.00	1,669.58	0.00	3,505.76	5,136.16	0.00	0.00
110 GENERAL FUND	7200 GENERAL ADMINISTRATION	730 DUES AND FEES	2015	20,565.50	0.00	0.00	2,851.09	6,845.59	22,022.59	-1,457.09	0.00
110 GENERAL FUND	7200 GENERAL ADMINISTRATION	790 MISCELLANEOUS	2015	2,000.00	0.00	0.00	0.00	0.00	2,000.00	0.00	0.00
110 GENERAL FUND	7300 SCHOOL ADMINISTRATION	110 ADMINISTRATION-REGULAR PAY	2015	1,790,054.57	146,764.60	0.00	71,818.65	365,595.47	1,643,290.17	-0.20	0.00
110 GENERAL FUND	7300 SCHOOL ADMINISTRATION	113 ADMINISTRATION-SUPP	2015	0.00	0.00	0.00	0.00	4,269.44	4,269.44	-4,269.44	0.00
110 GENERAL FUND	7300 SCHOOL ADMINISTRATION	114 ADM-ANNUAL LEAVE	2015	3,125.04	0.00	0.00	0.00	0.00	3,125.04	0.00	0.00
110 GENERAL FUND	7300 SCHOOL ADMINISTRATION	115 ADMINISTRATION-SICK PAY	2015	13,320.09	0.00	0.00	0.00	0.00	13,320.09	0.00	0.00
110 GENERAL FUND	7300 SCHOOL ADMINISTRATION	118 ADMINISTRATION-	2015	6,010.10	0.00	0.00	0.00	0.00	6,010.10	0.00	0.00

		SUMMER SCHOOL									
110 GENERAL FUND	7300 SCHOOL ADMINISTRATION	140 SUBSTITUTES	2015	53.69	0.00	0.00	0.00	0.00	53.69	0.00	0.00
110 GENERAL FUND	7300 SCHOOL ADMINISTRATION	160 OTHER SUPPORT PERSONNEL-REG PY	2015	809,662.41	65,302.27	0.00	25,472.35	158,717.34	734,469.46	9,898.68	1.22
110 GENERAL FUND	7300 SCHOOL ADMINISTRATION	163 OTHER SUPPORT PERS-SUPPLEMENT	2015	0.00	0.00	0.00	0.00	2,915.00	2,915.00	-2,915.00	0.00
110 GENERAL FUND	7300 SCHOOL ADMINISTRATION	164 OTHER SUPPORT PER-ANNUAL LEAVE	2015	8,015.65	0.00	0.00	0.00	2,341.39	10,357.04	-2,341.39	0.00
110 GENERAL FUND	7300 SCHOOL ADMINISTRATION	165 OTHER SUPPORT PERSONNEL-SICK P	2015	5,953.43	0.00	0.00	0.00	4,614.39	10,567.82	-4,614.39	0.00
110 GENERAL FUND	7300 SCHOOL ADMINISTRATION	166 OTHER SUPPORT-HOURLY EMPLOY	2015	6,944.73	0.00	0.00	467.26	2,523.22	9,467.95	-2,523.22	0.00
110 GENERAL FUND	7300 SCHOOL ADMINISTRATION	168 OTHER SUPPORT PERS-SUMMER SCH	2015	1,838.23	0.00	0.00	0.00	0.00	1,838.23	0.00	0.00
110 GENERAL FUND	7300 SCHOOL ADMINISTRATION	210 RETIREMENT	2015	196,834.45	15,658.13	0.00	7,594.00	39,760.16	180,723.88	452.44	0.23
110 GENERAL FUND	7300 SCHOOL ADMINISTRATION	220 SOCIAL SECURITY	2015	191,765.86	16,223.11	0.00	6,831.21	38,136.49	172,812.65	2,730.10	1.42
110 GENERAL FUND	7300 SCHOOL ADMINISTRATION	230 BOARD MEDICAL & DENTAL INS	2015	241,458.45	19,693.50	0.00	9,664.93	50,648.01	221,764.95	0.00	0.00
110 GENERAL FUND	7300 SCHOOL ADMINISTRATION	232 BOARD TERM LIFE INSURANCE	2015	7,383.50	599.76	0.00	278.16	1,502.16	6,779.18	4.56	0.06
110 GENERAL FUND	7300 SCHOOL ADMINISTRATION	240 WORKERS COMPENSATION	2015	13,450.18	1,081.52	0.00	498.57	2,759.05	12,442.84	-74.18	0.00
110 GENERAL FUND	7300 SCHOOL ADMINISTRATION	310 PROFESSIONAL AND TECHNICAL	2015	3,733.33	0.00	0.00	0.00	0.00	3,733.33	0.00	0.00
110 GENERAL FUND	7300 SCHOOL ADMINISTRATION	330 TRAVEL	2015	974.15	0.00	0.00	0.00	0.00	974.15	0.00	0.00
110 GENERAL FUND	7300 SCHOOL ADMINISTRATION	370 COMMUNICATIONS	2015	984.42	108.21	0.00	0.00	108.21	984.42	-108.21	0.00
110 GENERAL FUND	7300 SCHOOL ADMINISTRATION	390 OTHER PURCHASED SERVICES	2015	49.56	0.00	0.00	0.00	0.00	49.56	0.00	0.00
110 GENERAL FUND	7300 SCHOOL ADMINISTRATION	510 SUPPLIES	2015	2,009.35	943.60	0.00	0.00	0.00	2,009.35	-943.60	0.00
110 GENERAL FUND	7400 FACILITIES ACQ & CONSTRUCTION	110 ADMINISTRATION-REGULAR PAY	2015	72,004.62	10,560.82	0.00	0.00	11,416.66	61,443.80	0.00	0.00
110 GENERAL FUND	7400 FACILITIES ACQ & CONSTRUCTION	114 ADM-ANNUAL LEAVE	2015	9,887.71	0.00	0.00	0.00	0.00	9,887.71	0.00	0.00
110 GENERAL FUND	7400 FACILITIES ACQ & CONSTRUCTION	115 ADMINISTRATION-SICK PAY	2015	9,334.86	0.00	0.00	0.00	0.00	9,334.86	0.00	0.00
110 GENERAL FUND	7400 FACILITIES ACQ & CONSTRUCTION	210 RETIREMENT	2015	8,366.21	766.72	0.00	0.00	828.84	7,599.48	0.01	0.00
110 GENERAL FUND	7400 FACILITIES ACQ & CONSTRUCTION	220 SOCIAL SECURITY	2015	6,889.85	807.90	0.00	0.00	873.38	6,081.96	-0.01	0.00
110 GENERAL FUND	7400 FACILITIES ACQ & CONSTRUCTION	230 BOARD MEDICAL & DENTAL INS	2015	2,403.84	17.69	0.00	0.00	35.38	2,386.15	0.00	0.00
110 GENERAL FUND	7400 FACILITIES ACQ & CONSTRUCTION	232 BOARD TERM LIFE INSURANCE	2015	200.70	16.56	0.00	0.00	33.12	184.14	0.00	0.00
110 GENERAL FUND	7400 FACILITIES ACQ & CONSTRUCTION	240 WORKERS COMPENSATION	2015	465.27	53.86	0.00	0.00	58.22	411.40	0.01	0.00
110 GENERAL FUND	7400 FACILITIES ACQ & CONSTRUCTION	310 PROFESSIONAL AND TECHNICAL	2015	105,064.44	0.00	0.00	119,005.00	119,005.00	102,540.44	2,524.00	2.40
110 GENERAL FUND	7400 FACILITIES ACQ & CONSTRUCTION	330 TRAVEL	2015	53.40	0.00	0.00	0.00	0.00	53.40	0.00	0.00
110 GENERAL FUND	7400 FACILITIES ACQ & CONSTRUCTION	390 OTHER PURCHASED SERVICES	2015	14,021.00	0.00	14,010.00	0.00	0.00	11.00	0.00	0.00
110 GENERAL FUND	7400 FACILITIES ACQ & CONSTRUCTION	630 BUILDINGS AND FIXED EQUIPMENT	2015	395.06	0.00	0.00	0.00	0.00	395.06	0.00	0.00
110 GENERAL FUND	7400 FACILITIES ACQ & CONSTRUCTION	680 REMODELING	2015	2,300.00	0.00	0.00	0.00	0.00	2,300.00	0.00	0.00
110 GENERAL FUND	7500 FISCAL SERVICES	110 ADMINISTRATION-REGULAR PAY	2015	176,332.04	9,554.02	0.00	0.00	28,875.00	160,957.04	5,820.98	3.30
110 GENERAL FUND	7500 FISCAL SERVICES	114 ADM-ANNUAL LEAVE	2015	0.00	0.00	0.00	0.00	6,250.00	6,250.00	-6,250.00	0.00
110 GENERAL FUND	7500 FISCAL SERVICES	160 OTHER SUPPORT PERSONNEL-REG PY	2015	195,616.65	14,002.98	0.00	0.00	28,372.26	181,613.67	0.00	0.00
110 GENERAL FUND	7500 FISCAL SERVICES	164 OTHER SUPPORT PER-ANNUAL LEAVE	2015	2,043.53	0.00	0.00	0.00	0.00	2,043.53	0.00	0.00
110 GENERAL FUND	7500 FISCAL SERVICES	165 OTHER SUPPORT PERSONNEL-SICK P	2015	20,431.44	0.00	0.00	0.00	2,457.02	22,888.46	-2,457.02	0.00
110 GENERAL FUND	7500 FISCAL SERVICES	210 RETIREMENT	2015	34,611.18	2,202.76	0.00	0.00	5,594.94	32,439.58	-31.16	0.00
110 GENERAL FUND	7500 FISCAL SERVICES	220 SOCIAL SECURITY	2015	29,347.10	1,802.11	0.00	0.00	4,867.25	27,587.52	-42.53	0.00
110 GENERAL FUND	7500 FISCAL SERVICES	230 BOARD MEDICAL & DENTAL INS	2015	26,510.99	1,649.15	0.00	0.00	4,096.34	24,462.82	399.02	1.51
110 GENERAL FUND	7500 FISCAL SERVICES	232 BOARD TERM LIFE INSURANCE	2015	1,093.50	66.24	0.00	0.00	168.48	1,009.26	18.00	1.65

110 GENERAL FUND	7500 FISCAL SERVICES	240 WORKERS COMPENSATION	2015	2,011.71	120.15	0.00	0.00	336.39	1,906.31	-14.75	0.00
110 GENERAL FUND	7500 FISCAL SERVICES	330 TRAVEL	2015	8,514.22	0.00	0.00	175.00	503.15	7,732.56	781.66	9.18
110 GENERAL FUND	7500 FISCAL SERVICES	350 REPAIRS AND MAINTENANCE	2015	725.00	0.00	0.00	0.00	0.00	725.00	0.00	0.00
110 GENERAL FUND	7500 FISCAL SERVICES	360 RENTALS	2015	3,954.24	0.00	489.04	0.00	978.08	3,465.20	0.00	0.00
110 GENERAL FUND	7500 FISCAL SERVICES	370 COMMUNICATIONS	2015	146,571.37	0.00	0.00	0.00	1,400.00	3,410.00	143,161.37	97.67
110 GENERAL FUND	7500 FISCAL SERVICES	390 OTHER PURCHASED SERVICES	2015	5,228.25	0.00	204.30	0.00	0.00	5,023.95	0.00	0.00
110 GENERAL FUND	7500 FISCAL SERVICES	450 GASOLINE	2015	75.17	0.00	0.00	0.00	0.00	75.17	0.00	0.00
110 GENERAL FUND	7500 FISCAL SERVICES	510 SUPPLIES	2015	6,690.20	0.00	1,524.26	716.83	2,033.29	5,014.96	150.98	2.26
110 GENERAL FUND	7500 FISCAL SERVICES	644 COMPUTER EQUIP-LESS THAN \$750	2015	602.64	0.00	0.00	0.00	0.00	602.64	0.00	0.00
110 GENERAL FUND	7500 FISCAL SERVICES	730 DUES AND FEES	2015	50.00	0.00	0.00	50.00	50.00	100.00	-50.00	0.00
110 GENERAL FUND	7600 FOOD SERVICE	114 ADM-ANNUAL LEAVE	2015	0.00	0.00	0.00	0.00	10,974.62	10,974.62	-10,974.62	0.00
110 GENERAL FUND	7600 FOOD SERVICE	115 ADMINISTRATION-SICK PAY	2015	0.00	0.00	0.00	0.00	3,201.62	3,201.62	-3,201.62	0.00
110 GENERAL FUND	7600 FOOD SERVICE	140 SUBSTITUTES	2015	0.00	0.00	0.00	0.00	100.45	100.45	-100.45	0.00
110 GENERAL FUND	7600 FOOD SERVICE	161 OTHER SUPPORT-MISC EARNINGS	2015	0.00	0.00	0.00	0.00	43.10	43.10	-43.10	0.00
110 GENERAL FUND	7600 FOOD SERVICE	163 OTHER SUPPORT PERS-SUPPLEMENT	2015	0.00	231.80	0.00	0.00	5,169.83	5,169.83	-5,401.63	0.00
110 GENERAL FUND	7600 FOOD SERVICE	165 OTHER SUPPORT PERSONNEL-SICK P	2015	2,388.30	0.00	0.00	41.74	41.74	2,430.04	-41.74	0.00
110 GENERAL FUND	7600 FOOD SERVICE	210 RETIREMENT	2015	0.00	0.00	0.00	0.00	987.52	987.52	-987.52	0.00
110 GENERAL FUND	7600 FOOD SERVICE	220 SOCIAL SECURITY	2015	180.66	17.73	0.00	3.20	1,479.77	1,660.43	-1,497.50	0.00
110 GENERAL FUND	7600 FOOD SERVICE	240 WORKERS COMPENSATION	2015	106.28	0.00	0.00	1.86	310.63	416.91	-310.63	0.00
110 GENERAL FUND	7600 FOOD SERVICE	510 SUPPLIES	2015	121.38	0.00	0.00	0.00	0.00	121.38	0.00	0.00
110 GENERAL FUND	7600 FOOD SERVICE	641 FURN, FIXT, EQUIP-MORE THAN \$750	2015	0.00	0.00	0.00	0.00	-32.02	0.00	0.00	0.00
110 GENERAL FUND	7600 FOOD SERVICE	642 FURN, FIXT, EQUIP-LESS THAN \$750	2015	32.02	0.00	0.00	0.00	32.02	32.02	0.00	0.00
110 GENERAL FUND	7700 CENTRAL SERVICES	110 ADMINISTRATION-REGULAR PAY	2015	101,096.25	5,000.00	0.00	0.00	10,000.00	96,096.25	0.00	0.00
110 GENERAL FUND	7700 CENTRAL SERVICES	113 ADMINISTRATION-SUPP	2015	0.00	0.00	0.00	0.00	947.28	947.28	-947.28	0.00
110 GENERAL FUND	7700 CENTRAL SERVICES	114 ADM-ANNUAL LEAVE	2015	6,625.00	0.00	0.00	0.00	0.00	6,625.00	0.00	0.00
110 GENERAL FUND	7700 CENTRAL SERVICES	115 ADMINISTRATION-SICK PAY	2015	1,250.00	0.00	0.00	0.00	0.00	1,250.00	0.00	0.00
110 GENERAL FUND	7700 CENTRAL SERVICES	160 OTHER SUPPORT PERSONNEL-REG PY	2015	150,504.09	12,596.39	0.00	0.00	25,068.48	137,783.32	124.38	0.08
110 GENERAL FUND	7700 CENTRAL SERVICES	164 OTHER SUPPORT PER-ANNUAL LEAVE	2015	533.22	0.00	0.00	0.00	0.00	533.22	0.00	0.00
110 GENERAL FUND	7700 CENTRAL SERVICES	210 RETIREMENT	2015	25,357.41	1,827.79	0.00	0.00	3,646.56	23,520.59	9.03	0.04
110 GENERAL FUND	7700 CENTRAL SERVICES	220 SOCIAL SECURITY	2015	18,545.74	1,346.11	0.00	0.00	2,490.97	16,998.33	201.30	1.09
110 GENERAL FUND	7700 CENTRAL SERVICES	230 BOARD MEDICAL & DENTAL INS	2015	17,446.98	1,222.44	0.00	0.00	2,464.88	16,214.54	0.00	0.00
110 GENERAL FUND	7700 CENTRAL SERVICES	232 BOARD TERM LIFE INSURANCE	2015	721.35	51.12	0.00	0.00	102.24	670.23	0.00	0.00
110 GENERAL FUND	7700 CENTRAL SERVICES	240 WORKERS COMPENSATION	2015	1,326.62	89.75	0.00	0.00	183.69	1,241.09	-4.22	0.00
110 GENERAL FUND	7700 CENTRAL SERVICES	310 PROFESSIONAL AND TECHNICAL	2015	8,838.28	0.00	1,599.04	866.88	1,300.32	7,672.68	-433.44	0.00
110 GENERAL FUND	7700 CENTRAL SERVICES	330 TRAVEL	2015	305.23	0.00	0.00	0.00	430.01	305.23	0.00	0.00
110 GENERAL FUND	7700 CENTRAL SERVICES	360 RENTALS	2015	3,224.00	0.00	0.00	0.00	0.00	3,224.00	0.00	0.00
110 GENERAL FUND	7700 CENTRAL SERVICES	370 COMMUNICATIONS	2015	3,526.25	87.39	0.00	0.00	92.99	2,326.15	1,112.71	31.56
110 GENERAL FUND	7700 CENTRAL SERVICES	390 OTHER PURCHASED SERVICES	2015	41,481.65	0.00	2,634.29	1,852.23	8,526.17	37,172.86	1,674.50	4.04

110 GENERAL FUND	7700 CENTRAL SERVICES	450 GASOLINE	2015	66.48	0.00	0.00	0.00	35.74	66.48	0.00	0.00
110 GENERAL FUND	7700 CENTRAL SERVICES	510 SUPPLIES	2015	1,711.81	0.00	476.25	0.00	642.93	1,465.51	-229.95	0.00
110 GENERAL FUND	7700 CENTRAL SERVICES	530 PERIODICALS	2015	0.00	0.00	0.00	0.00	0.00	225.00	-225.00	0.00
110 GENERAL FUND	7700 CENTRAL SERVICES	730 DUES AND FEES	2015	12,823.00	0.00	4,746.50	0.00	390.00	8,076.50	0.00	0.00
110 GENERAL FUND	7730 NON-INSTRUCTIONAL TRAINING	330 TRAVEL	2015	0.00	0.00	0.00	0.00	244.55	244.55	-244.55	0.00
110 GENERAL FUND	7800 PUPIL TRANSPORTATION SERVICES	110 ADMINISTRATION-REGULAR PAY	2015	68,000.00	5,666.63	0.00	0.00	11,333.34	62,333.37	0.00	0.00
110 GENERAL FUND	7800 PUPIL TRANSPORTATION SERVICES	122 TEACHER INSERVICE EARNINGS	2015	74.00	0.00	0.00	0.00	0.00	74.00	0.00	0.00
110 GENERAL FUND	7800 PUPIL TRANSPORTATION SERVICES	140 SUBSTITUTES	2015	80,968.29	0.00	0.00	17,150.20	39,125.97	120,094.26	-39,125.97	0.00
110 GENERAL FUND	7800 PUPIL TRANSPORTATION SERVICES	160 OTHER SUPPORT PERSONNEL-REG PY	2015	1,043,943.55	23,140.83	0.00	126,720.18	297,714.00	1,013,684.25	7,118.47	0.68
110 GENERAL FUND	7800 PUPIL TRANSPORTATION SERVICES	161 OTHER SUPPORT-MISC EARNINGS	2015	341,132.14	0.00	0.00	60,639.79	155,625.77	496,715.16	-155,583.02	0.00
110 GENERAL FUND	7800 PUPIL TRANSPORTATION SERVICES	162 OTHER SUPPORT PERSONL INSERVIC	2015	6,809.49	0.00	0.00	0.00	0.00	6,809.49	0.00	0.00
110 GENERAL FUND	7800 PUPIL TRANSPORTATION SERVICES	163 OTHER SUPPORT PERS-SUPPLEMENT	2015	0.00	0.00	0.00	0.00	581.15	581.15	-581.15	0.00
110 GENERAL FUND	7800 PUPIL TRANSPORTATION SERVICES	164 OTHER SUPPORT PER-ANNUAL LEAVE	2015	1,970.60	0.00	0.00	0.00	0.00	1,970.60	0.00	0.00
110 GENERAL FUND	7800 PUPIL TRANSPORTATION SERVICES	165 OTHER SUPPORT PERSONNEL-SICK P	2015	4,071.92	0.00	0.00	9,916.39	9,916.39	13,988.31	-9,916.39	0.00
110 GENERAL FUND	7800 PUPIL TRANSPORTATION SERVICES	166 OTHER SUPPORT-HOURLY EMPLOY	2015	8,667.48	0.00	0.00	432.00	2,121.00	10,788.48	-2,121.00	0.00
110 GENERAL FUND	7800 PUPIL TRANSPORTATION SERVICES	168 OTHER SUPPORT PERS-SUMMER SCH	2015	43,309.53	0.00	0.00	0.00	0.00	43,309.53	0.00	0.00
110 GENERAL FUND	7800 PUPIL TRANSPORTATION SERVICES	210 RETIREMENT	2015	110,970.86	2,091.42	0.00	14,350.69	35,117.52	120,809.44	-11,930.00	0.00
110 GENERAL FUND	7800 PUPIL TRANSPORTATION SERVICES	220 SOCIAL SECURITY	2015	115,742.72	2,203.77	0.00	14,942.93	36,377.43	125,729.63	-12,190.68	0.00
110 GENERAL FUND	7800 PUPIL TRANSPORTATION SERVICES	230 BOARD MEDICAL & DENTAL INS	2015	270,056.22	2,429.50	0.00	38,836.62	82,532.24	265,631.62	1,995.10	0.74
110 GENERAL FUND	7800 PUPIL TRANSPORTATION SERVICES	232 BOARD TERM LIFE INSURANCE	2015	3,077.95	78.72	0.00	353.04	860.52	3,002.95	-3.72	0.00
110 GENERAL FUND	7800 PUPIL TRANSPORTATION SERVICES	240 WORKERS COMPENSATION	2015	65,513.59	800.72	0.00	9,734.76	22,401.86	74,630.86	-9,917.99	0.00
110 GENERAL FUND	7800 PUPIL TRANSPORTATION SERVICES	310 PROFESSIONAL AND TECHNICAL	2015	7,070.00	0.00	3,080.00	0.00	70.00	3,990.00	0.00	0.00
110 GENERAL FUND	7800 PUPIL TRANSPORTATION SERVICES	320 INSURANCE AND BOND PREMIUMS	2015	119,448.01	0.00	0.00	14,978.50	14,978.50	59,203.26	60,244.75	50.44
110 GENERAL FUND	7800 PUPIL TRANSPORTATION SERVICES	330 TRAVEL	2015	4,292.45	0.00	0.00	0.00	0.00	4,292.45	0.00	0.00
110 GENERAL FUND	7800 PUPIL TRANSPORTATION SERVICES	350 REPAIRS AND MAINTENANCE	2015	35,771.11	0.00	1,721.30	189.22	1,770.62	34,059.03	-9.22	0.00
110 GENERAL FUND	7800 PUPIL TRANSPORTATION SERVICES	360 RENTALS	2015	3,675.00	0.00	0.00	0.00	0.00	3,675.00	0.00	0.00
110 GENERAL FUND	7800 PUPIL TRANSPORTATION SERVICES	390 OTHER PURCHASED SERVICES	2015	76,091.15	0.00	0.00	0.00	0.00	76,091.15	0.00	0.00
110 GENERAL FUND	7800 PUPIL TRANSPORTATION SERVICES	450 GASOLINE	2015	9,494.50	0.00	3,963.80	553.31	1,617.71	5,530.70	0.00	0.00
110 GENERAL FUND	7800 PUPIL TRANSPORTATION SERVICES	460 DIESEL FUEL	2015	223,008.10	0.00	0.00	26,199.97	84,890.11	224,492.55	-1,484.45	0.00
110 GENERAL FUND	7800 PUPIL TRANSPORTATION SERVICES	510 SUPPLIES	2015	2,084.79	0.00	122.05	23.66	320.35	1,911.51	51.23	2.46
110 GENERAL FUND	7800 PUPIL TRANSPORTATION SERVICES	530 PERIODICALS	2015	2,336.88	0.00	0.00	0.00	0.00	2,336.88	0.00	0.00
110 GENERAL FUND	7800 PUPIL TRANSPORTATION SERVICES	540 OIL AND GREASE	2015	11,875.69	0.00	1,100.00	0.00	3,493.50	10,785.69	-10.00	0.00
110 GENERAL FUND	7800 PUPIL TRANSPORTATION SERVICES	550 REPAIR PARTS	2015	110,330.49	0.00	20,568.15	1,792.30	15,869.67	87,705.57	2,056.77	1.86
110 GENERAL FUND	7800 PUPIL TRANSPORTATION SERVICES	560 TIRES AND TUBES	2015	44,781.09	0.00	8,309.18	0.00	14,166.44	35,209.01	1,262.90	2.82
110 GENERAL FUND	7800 PUPIL TRANSPORTATION SERVICES	730 DUES AND FEES	2015	253.90	0.00	0.00	0.00	240.95	253.90	0.00	0.00
110 GENERAL FUND	7900 OPERATION OF PLANT	140 SUBSTITUTES	2015	35,633.60	0.00	0.00	0.00	10,203.40	45,837.00	-10,203.40	0.00
110 GENERAL FUND	7900 OPERATION OF PLANT	160 OTHER SUPPORT PERSONNEL-REG PY	2015	1,190,675.36	102,555.86	0.00	61,752.10	258,001.94	1,086,615.11	1,504.39	0.13
110 GENERAL FUND	7900 OPERATION OF PLANT	161 OTHER SUPPORT-MISC EARNINGS	2015	665.48	0.00	0.00	0.00	57.60	723.08	-57.60	0.00
110 GENERAL FUND	7900 OPERATION OF PLANT	163 OTHER SUPPORT PERS-SUPPLEMENT	2015	758.19	0.00	0.00	0.00	4,937.59	4,937.59	-4,179.40	0.00
110 GENERAL FUND	7900 OPERATION OF PLANT	164 OTHER SUPPORT PER-ANNUAL LEAVE	2015	4,777.99	0.00	0.00	0.00	0.00	4,777.99	0.00	0.00
110 GENERAL FUND	7900 OPERATION OF PLANT	165 OTHER SUPPORT	2015	13,795.69	0.00	0.00	0.00	0.00	13,795.69	0.00	0.00

FUND		PERSONNEL-SICK P										
110 GENERAL FUND	7900 OPERATION OF PLANT	168 OTHER SUPPORT PERS-SUMMER SCH	2015	2,216.22	0.00	0.00	0.00	0.00	2,216.22	0.00	0.00	
110 GENERAL FUND	7900 OPERATION OF PLANT	210 RETIREMENT	2015	90,030.96	7,642.64	0.00	4,580.07	19,285.31	82,140.65	247.67	0.28	
110 GENERAL FUND	7900 OPERATION OF PLANT	220 SOCIAL SECURITY	2015	89,213.38	7,845.47	0.00	4,232.01	18,904.54	80,362.13	1,005.78	1.13	
110 GENERAL FUND	7900 OPERATION OF PLANT	230 BOARD MEDICAL & DENTAL INS	2015	199,422.26	17,352.45	0.00	10,533.73	45,220.94	182,052.12	17.69	0.01	
110 GENERAL FUND	7900 OPERATION OF PLANT	232 BOARD TERM LIFE INSURANCE	2015	3,261.65	281.28	0.00	164.88	718.80	2,988.05	-7.68	0.00	
110 GENERAL FUND	7900 OPERATION OF PLANT	240 WORKERS COMPENSATION	2015	56,263.22	4,479.61	0.00	2,748.00	12,319.50	52,553.07	-769.46	0.00	
110 GENERAL FUND	7900 OPERATION OF PLANT	320 INSURANCE AND BOND PREMIUMS	2015	555,155.58	0.00	0.00	158,126.83	158,589.37	707,987.79	-152,832.21	0.00	
110 GENERAL FUND	7900 OPERATION OF PLANT	350 REPAIRS AND MAINTENANCE	2015	65,005.95	0.00	16,029.47	2,284.50	12,527.97	49,499.78	-523.30	0.00	
110 GENERAL FUND	7900 OPERATION OF PLANT	360 RENTALS	2015	199,939.69	0.00	115,028.96	60.70	19,382.47	84,910.73	0.00	0.00	
110 GENERAL FUND	7900 OPERATION OF PLANT	370 COMMUNICATIONS	2015	841,080.75	4,255.76	0.00	77,956.23	244,986.94	863,702.48	-26,877.49	0.00	
110 GENERAL FUND	7900 OPERATION OF PLANT	380 PUBLIC UTILITY SERVICES-OTHER	2015	101,296.53	294.65	0.00	7,359.03	23,244.04	110,821.69	-9,819.81	0.00	
110 GENERAL FUND	7900 OPERATION OF PLANT	381 GARBAGE	2015	78,766.20	0.00	0.00	10,248.47	31,955.46	87,975.38	-9,209.18	0.00	
110 GENERAL FUND	7900 OPERATION OF PLANT	390 OTHER PURCHASED SERVICES	2015	248,234.29	0.00	145,901.33	360.48	5,178.83	102,373.44	-40.48	0.00	
110 GENERAL FUND	7900 OPERATION OF PLANT	410 NATURAL GAS	2015	53,866.44	0.00	0.00	1,614.40	11,511.29	55,480.84	-1,614.40	0.00	
110 GENERAL FUND	7900 OPERATION OF PLANT	420 BOTTLED GAS	2015	38,485.54	0.00	0.00	3,318.32	22,554.61	41,803.86	-3,318.32	0.00	
110 GENERAL FUND	7900 OPERATION OF PLANT	430 ELECTRICITY	2015	1,353,595.46	408.45	0.00	129,878.10	335,476.34	1,437,238.98	-84,051.97	0.00	
110 GENERAL FUND	7900 OPERATION OF PLANT	510 SUPPLIES	2015	86,154.59	0.00	8,502.62	1,453.84	20,350.02	76,014.70	1,637.27	1.90	
110 GENERAL FUND	7900 OPERATION OF PLANT	590 OTHER MATERIALS & SUPPLIES	2015	6,588.30	0.00	0.00	0.00	0.00	6,588.30	0.00	0.00	
110 GENERAL FUND	7900 OPERATION OF PLANT	600 CAPITAL OUTLAY	2015	246.85	0.00	0.00	0.00	246.85	246.85	0.00	0.00	
110 GENERAL FUND	7900 OPERATION OF PLANT	644 COMPUTER EQUIP-LESS THAN \$750	2015	495.00	0.00	0.00	0.00	0.00	495.00	0.00	0.00	
110 GENERAL FUND	7900 OPERATION OF PLANT	730 DUES AND FEES	2015	25.00	0.00	0.00	0.00	0.00	25.00	0.00	0.00	
110 GENERAL FUND	8100 MAINTENANCE OF PLANT	140 SUBSTITUTES	2015	69.40	0.00	0.00	0.00	0.00	69.40	0.00	0.00	
110 GENERAL FUND	8100 MAINTENANCE OF PLANT	160 OTHER SUPPORT PERSONNEL-REG PY	2015	540,440.35	44,705.30	0.00	0.00	88,672.78	494,997.16	737.89	0.14	
110 GENERAL FUND	8100 MAINTENANCE OF PLANT	161 OTHER SUPPORT-MISC EARNINGS	2015	3,153.65	0.00	0.00	0.00	86.92	3,240.57	-86.92	0.00	
110 GENERAL FUND	8100 MAINTENANCE OF PLANT	164 OTHER SUPPORT PER-ANNUAL LEAVE	2015	24,684.76	0.00	0.00	0.00	0.00	24,684.76	0.00	0.00	
110 GENERAL FUND	8100 MAINTENANCE OF PLANT	165 OTHER SUPPORT PERSONNEL-SICK P	2015	15,200.43	0.00	0.00	0.00	0.00	15,200.43	0.00	0.00	
110 GENERAL FUND	8100 MAINTENANCE OF PLANT	210 RETIREMENT	2015	45,899.24	3,783.11	0.00	0.00	7,518.98	42,068.92	47.21	0.10	
110 GENERAL FUND	8100 MAINTENANCE OF PLANT	220 SOCIAL SECURITY	2015	42,024.16	3,419.87	0.00	0.00	6,202.82	37,967.12	637.17	1.52	
110 GENERAL FUND	8100 MAINTENANCE OF PLANT	230 BOARD MEDICAL & DENTAL INS	2015	52,436.72	4,380.18	0.00	0.00	8,760.36	48,056.54	0.00	0.00	
110 GENERAL FUND	8100 MAINTENANCE OF PLANT	232 BOARD TERM LIFE INSURANCE	2015	1,990.12	130.36	0.00	0.00	347.06	1,946.08	-86.32	0.00	
110 GENERAL FUND	8100 MAINTENANCE OF PLANT	240 WORKERS COMPENSATION	2015	21,572.72	1,632.06	0.00	0.00	3,235.15	19,911.67	28.99	0.13	
110 GENERAL FUND	8100 MAINTENANCE OF PLANT	330 TRAVEL	2015	74.76	0.00	0.00	0.00	0.00	74.76	0.00	0.00	
110 GENERAL FUND	8100 MAINTENANCE OF PLANT	350 REPAIRS AND MAINTENANCE	2015	322,226.55	0.00	72,521.45	21,528.53	106,952.70	247,330.68	2,374.42	0.74	
110 GENERAL FUND	8100 MAINTENANCE OF PLANT	360 RENTALS	2015	68.00	0.00	0.00	0.00	0.00	68.00	0.00	0.00	
110 GENERAL FUND	8100 MAINTENANCE OF PLANT	390 OTHER PURCHASED SERVICES	2015	16,024.00	0.00	1,450.00	0.00	600.00	14,574.00	0.00	0.00	
110 GENERAL FUND	8100 MAINTENANCE OF PLANT	420 BOTTLED GAS	2015	345.75	0.00	214.00	127.25	211.00	235.00	-103.25	0.00	
110 GENERAL FUND	8100 MAINTENANCE OF PLANT	440 HEATING OIL	2015	7,000.00	0.00	3,693.48	0.00	1,279.18	3,306.52	0.00	0.00	
110 GENERAL FUND	8100 MAINTENANCE OF PLANT	460 DIESEL FUEL	2015	3,000.00	0.00	2,349.44	0.00	484.39	650.56	0.00	0.00	
110 GENERAL FUND	8100 MAINTENANCE OF PLANT	510 SUPPLIES	2015	97,658.31	0.00	16,905.56	2,118.91	18,765.37	82,792.97	-2,040.22	0.00	

110 GENERAL FUND	8100 MAINTENANCE OF PLANT	530 PERIODICALS	2015	210.00	0.00	0.00	0.00	0.00	210.00	0.00	0.00
110 GENERAL FUND	8100 MAINTENANCE OF PLANT	560 TIRES AND TUBES	2015	342.66	0.00	0.00	0.00	0.00	342.66	0.00	0.00
110 GENERAL FUND	8100 MAINTENANCE OF PLANT	641 FURN, FIXT, EQUIP- MORE THAN \$750	2015	4,126.74	0.00	0.00	0.00	1,988.74	4,126.74	0.00	0.00
110 GENERAL FUND	8100 MAINTENANCE OF PLANT	642 FURN, FIXT, EQUIP- LESS THAN \$750	2015	1,553.29	0.00	0.00	0.00	0.00	1,553.29	0.00	0.00
110 GENERAL FUND	8100 MAINTENANCE OF PLANT	670 IMPROVMENTS OTHER THAN BLDG	2015	850.00	0.00	0.00	0.00	0.00	0.00	850.00	100.00
110 GENERAL FUND	8100 MAINTENANCE OF PLANT	671 CAPTLZD IMPRT OTHER THAN BLDGS	2015	4,032.00	0.00	0.00	0.00	4,032.00	4,032.00	0.00	0.00
110 GENERAL FUND	8100 MAINTENANCE OF PLANT	691 SOFTWARE-MORE THAN \$750	2015	3,000.00	0.00	0.00	0.00	0.00	0.00	3,000.00	100.00
110 GENERAL FUND	8100 MAINTENANCE OF PLANT	730 DUES AND FEES	2015	330.00	0.00	0.00	0.00	0.00	330.00	0.00	0.00
110 GENERAL FUND	8200 ADMIN. TECHNOLOGY SERVICES	160 OTHER SUPPORT PERSONNEL-REG PY	2015	336,532.46	28,044.50	0.00	0.00	56,088.72	308,487.96	0.00	0.00
110 GENERAL FUND	8200 ADMIN. TECHNOLOGY SERVICES	210 RETIREMENT	2015	24,432.41	2,036.02	0.00	0.00	4,072.06	22,396.40	-0.01	0.00
110 GENERAL FUND	8200 ADMIN. TECHNOLOGY SERVICES	220 SOCIAL SECURITY	2015	23,738.06	2,145.40	0.00	0.00	3,869.68	21,171.57	421.09	1.77
110 GENERAL FUND	8200 ADMIN. TECHNOLOGY SERVICES	230 BOARD MEDICAL & DENTAL INS	2015	33,055.02	2,810.83	0.00	0.00	5,621.66	30,244.19	0.00	0.00
110 GENERAL FUND	8200 ADMIN. TECHNOLOGY SERVICES	232 BOARD TERM LIFE INSURANCE	2015	816.24	67.68	0.00	0.00	135.36	748.56	0.00	0.00
110 GENERAL FUND	8200 ADMIN. TECHNOLOGY SERVICES	240 WORKERS COMPENSATION	2015	1,716.33	143.03	0.00	0.00	286.05	1,573.30	0.00	0.00
110 GENERAL FUND	8200 ADMIN. TECHNOLOGY SERVICES	310 PROFESSIONAL AND TECHNICAL	2015	48,621.00	0.00	0.00	3,200.00	9,600.00	51,821.00	-3,200.00	0.00
110 GENERAL FUND	8200 ADMIN. TECHNOLOGY SERVICES	330 TRAVEL	2015	6,637.11	0.00	105.00	-262.72	1,936.51	7,185.23	-653.12	0.00
110 GENERAL FUND	8200 ADMIN. TECHNOLOGY SERVICES	350 REPAIRS AND MAINTENANCE	2015	37,688.92	0.00	3,902.50	0.00	630.50	33,786.42	0.00	0.00
110 GENERAL FUND	8200 ADMIN. TECHNOLOGY SERVICES	360 RENTALS	2015	201,141.51	0.00	60,294.79	7,649.79	20,742.87	140,612.30	234.42	0.12
110 GENERAL FUND	8200 ADMIN. TECHNOLOGY SERVICES	370 COMMUNICATIONS	2015	984.42	108.21	0.00	0.00	108.21	984.42	-108.21	0.00
110 GENERAL FUND	8200 ADMIN. TECHNOLOGY SERVICES	390 OTHER PURCHASED SERVICES	2015	51,975.00	0.00	0.00	0.00	0.00	51,975.00	0.00	0.00
110 GENERAL FUND	8200 ADMIN. TECHNOLOGY SERVICES	420 BOTTLED GAS	2015	55.10	0.00	0.00	0.00	55.10	55.10	0.00	0.00
110 GENERAL FUND	8200 ADMIN. TECHNOLOGY SERVICES	510 SUPPLIES	2015	33,018.93	0.00	23,326.22	703.12	2,099.23	10,288.96	-596.25	0.00
110 GENERAL FUND	8200 ADMIN. TECHNOLOGY SERVICES	643 COMPUTER EQUIP-MORE THAN \$750	2015	40,600.00	0.00	26,300.35	0.00	0.00	0.00	14,299.65	35.22
110 GENERAL FUND	8200 ADMIN. TECHNOLOGY SERVICES	644 COMPUTER EQUIP-LESS THAN \$750	2015	4,820.07	0.00	2,738.50	0.00	0.00	1,820.07	261.50	5.43
110 GENERAL FUND	8200 ADMIN. TECHNOLOGY SERVICES	690 COMPUTER SOFTWARE	2015	4,788.19	0.00	0.00	0.00	4,688.19	4,788.19	0.00	0.00
110 GENERAL FUND	8200 ADMIN. TECHNOLOGY SERVICES	710 REDEMPTION OF PRINCIPAL	2015	56,251.88	0.00	0.00	0.00	56,251.88	56,251.88	0.00	0.00
110 GENERAL FUND	8200 ADMIN. TECHNOLOGY SERVICES	720 INTEREST	2015	497.96	0.00	0.00	0.00	497.96	497.96	0.00	0.00
110 GENERAL FUND	8200 ADMIN. TECHNOLOGY SERVICES	730 DUES AND FEES	2015	1,480.00	0.00	0.00	0.00	0.00	1,480.00	0.00	0.00
110 GENERAL FUND	9100 COMMUNITY SERVICES	166 OTHER SUPPORT-HOURLY EMPLOY	2015	7,407.80	0.00	0.00	0.00	1,737.90	7,407.80	0.00	0.00
110 GENERAL FUND	9100 COMMUNITY SERVICES	210 RETIREMENT	2015	537.83	0.00	0.00	0.00	126.18	537.83	0.00	0.00
110 GENERAL FUND	9100 COMMUNITY SERVICES	220 SOCIAL SECURITY	2015	566.67	0.00	0.00	0.00	132.94	566.67	0.00	0.00
110 GENERAL FUND	9100 COMMUNITY SERVICES	230 BOARD MEDICAL & DENTAL INS	2015	10,298.40	0.00	1,072.75	1,706.23	2,564.43	9,225.65	0.00	0.00
110 GENERAL FUND	9100 COMMUNITY SERVICES	240 WORKERS COMPENSATION	2015	37.77	0.00	0.00	0.00	8.86	37.77	0.00	0.00
110 GENERAL FUND	9100 COMMUNITY SERVICES	641 FURN, FIXT, EQUIP- MORE THAN \$750	2015	4,670.02	0.00	0.00	0.00	0.00	4,670.02	0.00	0.00
110 GENERAL FUND	9100 COMMUNITY SERVICES	730 DUES AND FEES	2015	0.00	0.00	0.00	0.00	150.00	150.00	-150.00	0.00
110 GENERAL FUND	9700 TRANSFER OF FUNDS	940 TRANSFERS TO SPECIAL REV FUND	2015	112,325.00	0.00	0.00	0.00	0.00	112,325.00	0.00	0.00
210 S.B.E. BOND FUND	9200 DEBT SERVICE	710 REDEMPTION OF PRINCIPAL	2015	670,902.69	0.00	0.00	0.00	0.00	0.00	670,902.69	100.00
210 S.B.E. BOND FUND	9200 DEBT SERVICE	720 INTEREST	2015	139,368.06	0.00	0.00	0.00	0.00	0.00	139,368.06	100.00
231 SECTION 1011 LOAN FROM CCB	9200 DEBT SERVICE	710 REDEMPTION OF PRINCIPAL	2015	336,967.97	0.00	0.00	0.00	0.00	168,483.98	168,483.99	50.00
231 SECTION	9200 DEBT SERVICE	720 INTEREST	2015	34,755.70	0.00	0.00	0.00	0.00	17,377.85	17,377.85	50.00

1011 LOAN FROM CCB												
293 SUNTRUST LOAN FOR HMS	9100 COMMUNITY SERVICES	710 REDEMPTION OF PRINCIPAL	2015	65,959.36	0.00	0.00	0.00	0.00	65,959.36	0.00	0.00	
293 SUNTRUST LOAN FOR HMS	9100 COMMUNITY SERVICES	720 INTEREST	2015	34,723.95	0.00	0.00	0.00	0.00	34,723.95	0.00	0.00	
293 SUNTRUST LOAN FOR HMS	9200 DEBT SERVICE	710 REDEMPTION OF PRINCIPAL	2015	64,895.08	0.00	0.00	0.00	0.00	64,895.08	0.00	0.00	
293 SUNTRUST LOAN FOR HMS	9200 DEBT SERVICE	720 INTEREST	2015	35,787.69	0.00	0.00	0.00	0.00	35,787.69	0.00	0.00	
340 PECO FUNDS	7900 OPERATION OF PLANT	350 REPAIRS AND MAINTENANCE	2015	40,918.33	0.00	0.00	0.00	0.00	40,918.33	0.00	0.00	
340 PECO FUNDS	7900 OPERATION OF PLANT	510 SUPPLIES	2015	4,890.81	0.00	0.00	0.00	0.00	4,890.81	0.00	0.00	
340 PECO FUNDS	7900 OPERATION OF PLANT	630 BUILDINGS AND FIXED EQUIPMENT	2015	15,472.00	0.00	0.00	0.00	0.00	15,472.00	0.00	0.00	
340 PECO FUNDS	7900 OPERATION OF PLANT	641 FURN, FIXT, EQUIP- MORE THAN \$750	2015	134.81	0.00	0.00	0.00	0.00	134.81	0.00	0.00	
340 PECO FUNDS	7900 OPERATION OF PLANT	671 CAPTLZD IMPRT OTHER THAN BLDGS	2015	2,438.00	0.00	0.00	0.00	0.00	2,438.00	0.00	0.00	
340 PECO FUNDS	7900 OPERATION OF PLANT	681 CAPITALIZ REMODEL & RENOVATION	2015	25,969.00	0.00	0.00	0.00	0.00	25,969.00	0.00	0.00	
340 PECO FUNDS	7900 OPERATION OF PLANT	682 NONCAPITALIZED REMOD/RENOV	2015	800.00	0.00	0.00	0.00	0.00	800.00	0.00	0.00	
340 PECO FUNDS	8100 MAINTENANCE OF PLANT	350 REPAIRS AND MAINTENANCE	2015	2,000.00	0.00	0.00	0.00	0.00	2,000.00	0.00	0.00	
340 PECO FUNDS	8100 MAINTENANCE OF PLANT	681 CAPITALIZ REMODEL & RENOVATION	2015	90,031.05	0.00	0.00	0.00	0.00	90,031.05	0.00	0.00	
340 PECO FUNDS	9700 TRANSFER OF FUNDS	910 TRANSFERS TO GENERAL FUND	2015	106,511.00	0.00	0.00	0.00	8,921.00	87,466.00	19,045.00	17.88	
360 CO & DS FUND # 360	7400 FACILITIES ACQ & CONSTRUCTION	680 REMODELING	2015	53,851.46	0.00	0.00	0.00	0.00	0.00	53,851.46	100.00	
379 CAPITAL IMPROVEMENTS	6500 INSTRUCTION RELATED TECHNOLOGY	360 RENTALS	2015	48,708.00	0.00	0.00	0.00	-48,708.00	0.00	48,708.00	100.00	
379 CAPITAL IMPROVEMENTS	7100 BOARD OF EDUCATION	681 CAPITALIZ REMODEL & RENOVATION	2015	3,200.00	0.00	0.00	0.00	0.00	3,200.00	0.00	0.00	
379 CAPITAL IMPROVEMENTS	7400 FACILITIES ACQ & CONSTRUCTION	680 REMODELING	2015	15,090.00	0.00	0.00	0.00	0.00	15,090.00	0.00	0.00	
379 CAPITAL IMPROVEMENTS	7400 FACILITIES ACQ & CONSTRUCTION	681 CAPITALIZ REMODEL & RENOVATION	2015	66,469.08	0.00	6,215.80	0.00	1,830.68	59,969.08	284.20	0.43	
379 CAPITAL IMPROVEMENTS	7800 PUPIL TRANSPORTATION SERVICES	643 COMPUTER EQUIP-MORE THAN \$750	2015	7,499.00	0.00	0.00	0.00	0.00	7,499.00	0.00	0.00	
379 CAPITAL IMPROVEMENTS	7900 OPERATION OF PLANT	350 REPAIRS AND MAINTENANCE	2015	108,986.76	0.00	10,004.17	0.00	35,250.00	99,807.59	-825.00	0.00	
379 CAPITAL IMPROVEMENTS	7900 OPERATION OF PLANT	390 OTHER PURCHASED SERVICES	2015	3,805.04	0.00	0.00	0.00	0.00	3,805.04	0.00	0.00	
379 CAPITAL IMPROVEMENTS	7900 OPERATION OF PLANT	510 SUPPLIES	2015	8,787.30	0.00	2,327.52	273.64	1,624.25	6,637.96	-178.18	0.00	
379 CAPITAL IMPROVEMENTS	7900 OPERATION OF PLANT	550 REPAIR PARTS	2015	2,000.00	0.00	0.00	0.00	3,813.86	4,229.34	-2,229.34	0.00	
379 CAPITAL IMPROVEMENTS	7900 OPERATION OF PLANT	630 BUILDINGS AND FIXED EQUIPMENT	2015	5,268.68	0.00	0.00	0.00	1,997.00	5,268.68	0.00	0.00	
379 CAPITAL IMPROVEMENTS	7900 OPERATION OF PLANT	641 FURN, FIXT, EQUIP- MORE THAN \$750	2015	15,941.57	0.00	0.00	0.00	0.00	15,941.57	0.00	0.00	
379 CAPITAL IMPROVEMENTS	7900 OPERATION OF PLANT	681 CAPITALIZ REMODEL & RENOVATION	2015	11,389.22	0.00	5,879.01	0.00	0.00	5,510.21	0.00	0.00	
379 CAPITAL IMPROVEMENTS	8100 MAINTENANCE OF PLANT	350 REPAIRS AND MAINTENANCE	2015	35,931.65	0.00	1,107.00	0.00	1,688.00	33,824.65	1,000.00	2.78	
379 CAPITAL IMPROVEMENTS	8100 MAINTENANCE OF PLANT	390 OTHER PURCHASED SERVICES	2015	1,635.00	0.00	0.00	0.00	0.00	1,635.00	0.00	0.00	
379 CAPITAL IMPROVEMENTS	8100 MAINTENANCE OF PLANT	510 SUPPLIES	2015	6,145.54	0.00	0.00	0.00	0.00	6,145.54	0.00	0.00	
379 CAPITAL IMPROVEMENTS	8100 MAINTENANCE OF PLANT	550 REPAIR PARTS	2015	742.46	0.00	0.00	0.00	0.00	742.46	0.00	0.00	
379 CAPITAL IMPROVEMENTS	8100 MAINTENANCE OF PLANT	641 FURN, FIXT, EQUIP- MORE THAN \$750	2015	657.14	0.00	0.00	0.00	0.00	657.14	0.00	0.00	
379 CAPITAL IMPROVEMENTS	8100 MAINTENANCE OF PLANT	681 CAPITALIZ REMODEL & RENOVATION	2015	18,308.36	0.00	0.00	0.00	0.00	18,308.36	0.00	0.00	
379 CAPITAL IMPROVEMENTS	8100 MAINTENANCE OF PLANT	682 NONCAPITALIZED REMOD/RENOV	2015	1,300.00	0.00	925.00	0.00	0.00	375.00	0.00	0.00	
379 CAPITAL IMPROVEMENTS	9200 DEBT SERVICE	710 REDEMPTION OF PRINCIPAL	2015	0.00	0.00	0.00	0.00	0.00	222,281.45	-222,281.45	0.00	
379 CAPITAL IMPROVEMENTS	9700 TRANSFER OF FUNDS	910 TRANSFERS TO GENERAL FUND	2015	1,300,000.00	0.00	0.00	0.00	1,174,053.00	1,344,236.80	-44,236.80	0.00	
379 CAPITAL IMPROVEMENTS	9700 TRANSFER OF FUNDS	920 TRANSFERS TO DEBT SERVICE FUND	2015	609,509.36	0.00	0.00	0.00	0.00	387,227.91	222,281.45	36.47	

410 FOOD SERVICE FUND # 410	5500 PRE-KINDERGARTEN	570 FOOD	2015	250.00	0.00	0.00	0.00	0.00	0.00	250.00	100.00
410 FOOD SERVICE FUND # 410	7600 FOOD SERVICE	110 ADMINISTRATION-REGULAR PAY	2015	1,338,514.36	7,316.26	0.00	0.00	14,632.68	80,479.74	1,250,718.36	93.44
410 FOOD SERVICE FUND # 410	7600 FOOD SERVICE	140 SUBSTITUTES	2015	135,883.98	0.00	0.00	23,412.12	55,743.30	163,994.80	-28,110.82	0.00
410 FOOD SERVICE FUND # 410	7600 FOOD SERVICE	160 OTHER SUPPORT PERSONNEL-REG PY	2015	945,461.69	5,346.85	0.00	136,471.03	283,403.22	900,039.59	40,075.25	4.24
410 FOOD SERVICE FUND # 410	7600 FOOD SERVICE	161 OTHER SUPPORT-MISC EARNINGS	2015	25,862.21	0.00	0.00	1,318.01	13,717.52	70,533.81	-44,671.60	0.00
410 FOOD SERVICE FUND # 410	7600 FOOD SERVICE	162 OTHER SUPPORT PERSONL INSERVIC	2015	150.00	0.00	0.00	0.00	0.00	150.00	0.00	0.00
410 FOOD SERVICE FUND # 410	7600 FOOD SERVICE	163 OTHER SUPPORT PERS-SUPPLEMENT	2015	14,644.97	1,305.04	0.00	0.00	2,610.16	13,339.93	0.00	0.00
410 FOOD SERVICE FUND # 410	7600 FOOD SERVICE	168 OTHER SUPPORT PERS-SUMMER SCH	2015	21,693.22	0.00	0.00	0.00	0.00	21,693.22	0.00	0.00
410 FOOD SERVICE FUND # 410	7600 FOOD SERVICE	210 RETIREMENT	2015	82,484.29	1,313.60	0.00	10,264.92	23,921.62	81,919.40	-748.71	0.00
410 FOOD SERVICE FUND # 410	7600 FOOD SERVICE	220 SOCIAL SECURITY	2015	83,454.53	1,068.57	0.00	10,595.58	24,677.72	84,224.46	-1,838.50	0.00
410 FOOD SERVICE FUND # 410	7600 FOOD SERVICE	230 BOARD MEDICAL & DENTAL INS	2015	245,498.71	2,057.21	0.00	36,523.10	76,397.96	237,925.94	5,515.56	2.25
410 FOOD SERVICE FUND # 410	7600 FOOD SERVICE	232 BOARD TERM LIFE INSURANCE	2015	2,767.98	39.08	0.00	386.16	839.92	2,742.09	-13.19	0.00
410 FOOD SERVICE FUND # 410	7600 FOOD SERVICE	240 WORKERS COMPENSATION	2015	45,674.23	229.56	0.00	7,173.52	15,631.55	50,185.25	-4,740.58	0.00
410 FOOD SERVICE FUND # 410	7600 FOOD SERVICE	310 PROFESSIONAL AND TECHNICAL	2015	10,501.00	0.00	4,025.00	0.00	2,250.00	6,475.00	1.00	0.01
410 FOOD SERVICE FUND # 410	7600 FOOD SERVICE	330 TRAVEL	2015	27,630.81	0.00	0.00	1,888.04	9,874.91	21,578.17	6,052.64	21.91
410 FOOD SERVICE FUND # 410	7600 FOOD SERVICE	350 REPAIRS AND MAINTENANCE	2015	37,747.49	0.00	20,390.33	0.00	1,516.70	13,833.51	3,523.65	9.33
410 FOOD SERVICE FUND # 410	7600 FOOD SERVICE	360 RENTALS	2015	1,750.92	0.00	0.00	0.00	1,491.70	2,729.89	-978.97	0.00
410 FOOD SERVICE FUND # 410	7600 FOOD SERVICE	370 COMMUNICATIONS	2015	747.68	0.00	302.66	0.00	293.22	1,537.21	-1,092.19	0.00
410 FOOD SERVICE FUND # 410	7600 FOOD SERVICE	390 OTHER PURCHASED SERVICES	2015	7,272.00	0.00	2,424.00	0.00	606.00	4,848.00	0.00	0.00
410 FOOD SERVICE FUND # 410	7600 FOOD SERVICE	420 BOTTLED GAS	2015	15,554.32	0.00	8,894.98	756.71	1,076.78	5,207.56	1,451.78	9.33
410 FOOD SERVICE FUND # 410	7600 FOOD SERVICE	450 GASOLINE	2015	2,174.60	0.00	1,048.05	98.03	469.44	1,328.02	-201.47	0.00
410 FOOD SERVICE FUND # 410	7600 FOOD SERVICE	510 SUPPLIES	2015	503,085.95	0.00	27,175.06	8,033.82	57,311.03	198,514.65	277,396.24	55.14
410 FOOD SERVICE FUND # 410	7600 FOOD SERVICE	550 REPAIR PARTS	2015	8,708.84	0.00	1,951.04	125.65	1,379.79	3,768.01	2,989.79	34.33
410 FOOD SERVICE FUND # 410	7600 FOOD SERVICE	570 FOOD	2015	2,124,108.47	0.00	44,905.69	101,841.25	422,581.04	1,898,482.42	180,720.36	8.51
410 FOOD SERVICE FUND # 410	7600 FOOD SERVICE	580 COMMODITIES	2015	0.00	0.00	0.00	0.00	0.00	81,161.50	-81,161.50	0.00
410 FOOD SERVICE FUND # 410	7600 FOOD SERVICE	641 FURN, FIXT, EQUIP- MORE THAN \$750	2015	146,838.15	0.00	0.00	0.00	0.00	146,838.15	0.00	0.00
410 FOOD SERVICE FUND # 410	7600 FOOD SERVICE	642 FURN, FIXT, EQUIP- LESS THAN \$750	2015	2,876.24	0.00	1,000.11	0.00	0.00	1,876.13	0.00	0.00
410 FOOD SERVICE FUND # 410	7600 FOOD SERVICE	643 COMPUTER EQUIP- MORE THAN \$750	2015	9,782.40	0.00	0.00	0.00	0.00	9,782.40	0.00	0.00
410 FOOD SERVICE FUND # 410	7600 FOOD SERVICE	644 COMPUTER EQUIP- LESS THAN \$750	2015	0.00	0.00	0.00	0.00	0.00	140.34	-140.34	0.00

410 FOOD SERVICE FUND # 410	7600 FOOD SERVICE	681 CAPITALIZ REMODEL & RENOVATION	2015	2,813.54	0.00	0.00	0.00	343.88	3,157.42	-343.88	0.00
410 FOOD SERVICE FUND # 410	7600 FOOD SERVICE	730 DUES AND FEES	2015	7,590.00	0.00	0.00	0.00	37.00	7,727.00	-137.00	0.00
410 FOOD SERVICE FUND # 410	7600 FOOD SERVICE	790 MISCELLANEOUS	2015	167.67	0.00	0.00	0.00	0.00	167.67	0.00	0.00
410 FOOD SERVICE FUND # 410	7900 OPERATION OF PLANT	350 REPAIRS AND MAINTENANCE	2015	1,459.20	0.00	364.80	0.00	0.00	1,094.40	0.00	0.00
410 FOOD SERVICE FUND # 410	7900 OPERATION OF PLANT	370 COMMUNICATIONS	2015	3,267.37	0.00	0.00	0.00	0.00	3,267.37	0.00	0.00
410 FOOD SERVICE FUND # 410	7900 OPERATION OF PLANT	381 GARBAGE	2015	9,719.86	0.00	0.00	0.00	0.00	23,356.60	-13,636.74	0.00
410 FOOD SERVICE FUND # 410	8200 ADMIN. TECHNOLOGY SERVICES	310 PROFESSIONAL AND TECHNICAL	2015	131.43	0.00	0.00	0.00	0.00	131.43	0.00	0.00
420 CONTRACTED PROJECTS FUND 420	5100 INSTRUCTIONAL K-12	120 CLASSROOM TEACHER-REGULAR PAY	2015	28,800.00	0.00	0.00	0.00	0.00	0.00	28,800.00	100.00
420 CONTRACTED PROJECTS FUND 420	5100 INSTRUCTIONAL K-12	121 CLASSROOM TEACHER-MISC EARNING	2015	8,800.00	0.00	0.00	2,520.00	3,960.00	6,300.00	2,500.00	28.41
420 CONTRACTED PROJECTS FUND 420	5100 INSTRUCTIONAL K-12	122 TEACHER INSERVICE EARNINGS	2015	3,144.48	0.00	0.00	0.00	0.00	3,134.66	9.82	0.31
420 CONTRACTED PROJECTS FUND 420	5100 INSTRUCTIONAL K-12	126 CLASSROOM TEACHER-HOURLY EMP	2015	50,200.00	0.00	0.00	8,597.50	27,802.50	75,680.50	-25,480.50	0.00
420 CONTRACTED PROJECTS FUND 420	5100 INSTRUCTIONAL K-12	128 CLASSROOM TEACHER-SUMMER SCH	2015	53,860.00	0.00	0.00	0.00	0.00	2,470.00	51,390.00	95.41
420 CONTRACTED PROJECTS FUND 420	5100 INSTRUCTIONAL K-12	150 INSTRUCTIONAL ASSIST-REGULAR P	2015	97,500.00	0.00	0.00	9,227.25	18,454.51	55,363.55	42,136.45	43.22
420 CONTRACTED PROJECTS FUND 420	5100 INSTRUCTIONAL K-12	151 INSTRUCTION ASST MISC EARNINGS	2015	2,750.00	0.00	0.00	54.00	246.00	1,112.93	1,637.07	59.53
420 CONTRACTED PROJECTS FUND 420	5100 INSTRUCTIONAL K-12	152 INSTRUCTIONAL ASST INSERVICE	2015	399.83	0.00	0.00	0.00	0.00	399.83	0.00	0.00
420 CONTRACTED PROJECTS FUND 420	5100 INSTRUCTIONAL K-12	156 PARAPROFESSIONAL-HOURLY EMPLOY	2015	22,000.00	0.00	0.00	720.00	2,445.00	11,625.00	10,375.00	47.16
420 CONTRACTED PROJECTS FUND 420	5100 INSTRUCTIONAL K-12	158 PARAPROFESSIONAL-SUMMER SCHOOL	2015	11,000.00	0.00	0.00	0.00	0.00	0.00	11,000.00	100.00
420 CONTRACTED PROJECTS FUND 420	5100 INSTRUCTIONAL K-12	210 RETIREMENT	2015	26,229.60	0.00	0.00	1,362.25	3,498.72	10,167.45	16,062.15	61.24
420 CONTRACTED PROJECTS FUND 420	5100 INSTRUCTIONAL K-12	220 SOCIAL SECURITY	2015	23,362.03	0.00	0.00	1,479.32	3,782.12	11,197.25	12,164.78	52.07
420 CONTRACTED PROJECTS FUND 420	5100 INSTRUCTIONAL K-12	230 BOARD MEDICAL & DENTAL INS	2015	22,500.00	0.00	0.00	2,394.12	4,788.24	14,171.88	8,328.12	37.01
420 CONTRACTED PROJECTS FUND 420	5100 INSTRUCTIONAL K-12	232 BOARD TERM LIFE INSURANCE	2015	1,400.00	0.00	0.00	27.36	54.72	164.16	1,235.84	88.27
420 CONTRACTED PROJECTS FUND 420	5100 INSTRUCTIONAL K-12	240 WORKERS COMPENSATION	2015	3,899.53	0.00	0.00	107.71	269.82	796.03	3,103.50	79.59
420 CONTRACTED PROJECTS FUND 420	5100 INSTRUCTIONAL K-12	310 PROFESSIONAL AND TECHNICAL	2015	39,149.60	0.00	0.00	0.00	0.00	39,149.60	0.00	0.00
420 CONTRACTED PROJECTS FUND 420	5100 INSTRUCTIONAL K-12	330 TRAVEL	2015	0.00	0.00	0.00	1,636.00	1,636.00	1,636.00	-1,636.00	0.00

420 CONTRACTED PROJECTS FUND 420	5100 INSTRUCTIONAL K-12	360 RENTALS	2015	361,030.00	0.00	27,225.00	127,287.62	181,190.52	212,452.20	121,352.80	33.61
420 CONTRACTED PROJECTS FUND 420	5100 INSTRUCTIONAL K-12	390 OTHER PURCHASED SERVICES	2015	81,033.28	0.00	6,412.00	32,540.00	49,548.00	114,422.12	-39,800.84	0.00
420 CONTRACTED PROJECTS FUND 420	5100 INSTRUCTIONAL K-12	391 SUBAWDS 1ST 25,000 OTHR PURCHD	2015	5,000.00	0.00	0.00	0.00	0.00	0.00	5,000.00	100.00
420 CONTRACTED PROJECTS FUND 420	5100 INSTRUCTIONAL K-12	510 SUPPLIES	2015	675,907.11	0.00	64,570.04	152,968.19	251,285.37	279,551.39	331,785.68	49.09
420 CONTRACTED PROJECTS FUND 420	5100 INSTRUCTIONAL K-12	641 FURN, FIXT, EQUIP- MORE THAN \$750	2015	0.00	0.00	8,020.80	3,537.00	5,816.94	9,566.78	-17,587.58	0.00
420 CONTRACTED PROJECTS FUND 420	5100 INSTRUCTIONAL K-12	642 FURN, FIXT, EQUIP- LESS THAN \$750	2015	67,000.00	0.00	7,044.67	2,537.31	18,647.56	18,647.56	41,307.77	61.65
420 CONTRACTED PROJECTS FUND 420	5100 INSTRUCTIONAL K-12	643 COMPUTER EQUIP-MORE THAN \$750	2015	0.00	0.00	0.00	0.00	1,005.95	8,262.65	-8,262.65	0.00
420 CONTRACTED PROJECTS FUND 420	5100 INSTRUCTIONAL K-12	644 COMPUTER EQUIP-LESS THAN \$750	2015	113,346.00	0.00	34,513.54	115,604.50	153,009.25	184,039.34	-105,206.88	0.00
420 CONTRACTED PROJECTS FUND 420	5100 INSTRUCTIONAL K-12	730 DUES AND FEES	2015	3,447.15	0.00	0.00	1,749.00	-35,526.70	8,030.61	-4,583.46	0.00
420 CONTRACTED PROJECTS FUND 420	5200 EXCEPTIONAL	120 CLASSROOM TEACHER-REGULAR PAY	2015	113,323.61	9,099.37	0.00	18,198.58	36,397.16	101,978.05	2,246.19	1.98
420 CONTRACTED PROJECTS FUND 420	5200 EXCEPTIONAL	121 CLASSROOM TEACHER-MISC EARNING	2015	11,750.75	0.00	0.00	2,491.80	5,326.21	13,740.07	-1,989.32	0.00
420 CONTRACTED PROJECTS FUND 420	5200 EXCEPTIONAL	122 TEACHER INSERVICE EARNINGS	2015	944.58	0.00	0.00	0.00	0.00	924.78	19.80	2.10
420 CONTRACTED PROJECTS FUND 420	5200 EXCEPTIONAL	130 OTHER CERTIFIED REGULAR PAY	2015	34,834.46	0.00	0.00	0.00	867.12	24,195.52	10,638.94	30.54
420 CONTRACTED PROJECTS FUND 420	5200 EXCEPTIONAL	140 SUBSTITUTES	2015	121,920.62	0.00	0.00	15,117.61	45,277.69	137,803.87	-15,883.25	0.00
420 CONTRACTED PROJECTS FUND 420	5200 EXCEPTIONAL	150 INSTRUCTIONAL ASSIST-REGULAR P	2015	255,751.83	0.00	0.00	44,220.13	88,229.75	264,885.60	-9,133.77	0.00
420 CONTRACTED PROJECTS FUND 420	5200 EXCEPTIONAL	152 INSTRUCTIONAL ASST INSERVICE	2015	288.14	0.00	0.00	0.00	0.00	388.14	-100.00	0.00
420 CONTRACTED PROJECTS FUND 420	5200 EXCEPTIONAL	210 RETIREMENT	2015	31,123.73	660.62	0.00	4,902.32	9,877.16	30,527.19	-64.08	0.00
420 CONTRACTED PROJECTS FUND 420	5200 EXCEPTIONAL	220 SOCIAL SECURITY	2015	37,164.39	696.12	0.00	5,686.54	12,583.67	38,998.11	-2,529.84	0.00
420 CONTRACTED PROJECTS FUND 420	5200 EXCEPTIONAL	230 BOARD MEDICAL & DENTAL INS	2015	49,255.69	649.57	0.00	8,658.38	17,316.76	49,973.62	-1,367.50	0.00
420 CONTRACTED PROJECTS FUND 420	5200 EXCEPTIONAL	232 BOARD TERM LIFE INSURANCE	2015	1,387.07	26.50	0.00	173.46	358.02	1,108.64	251.93	18.16
420 CONTRACTED PROJECTS FUND 420	5200 EXCEPTIONAL	240 WORKERS COMPENSATION	2015	3,009.94	46.41	0.00	408.12	898.08	2,773.90	189.63	6.30
420 CONTRACTED PROJECTS FUND 420	5200 EXCEPTIONAL	310 PROFESSIONAL AND TECHNICAL	2015	87,087.50	0.00	34,135.00	3,492.00	25,702.00	71,772.00	-18,819.50	0.00

420 CONTRACTED PROJECTS FUND 420	5200 EXCEPTIONAL	330 TRAVEL	2015	9,615.00	0.00	0.00	831.04	2,583.29	9,537.04	77.96	0.81
420 CONTRACTED PROJECTS FUND 420	5200 EXCEPTIONAL	360 RENTALS	2015	17,392.40	0.00	0.00	0.00	0.00	17,392.40	0.00	0.00
420 CONTRACTED PROJECTS FUND 420	5200 EXCEPTIONAL	390 OTHER PURCHASED SERVICES	2015	878.74	0.00	0.00	462.55	462.55	2,272.77	1,204.03	0.00
420 CONTRACTED PROJECTS FUND 420	5200 EXCEPTIONAL	510 SUPPLIES	2015	6,279.37	0.00	510.89	133.07	1,316.16	12,589.64	-6,821.16	0.00
420 CONTRACTED PROJECTS FUND 420	5200 EXCEPTIONAL	641 FURN, FIXT, EQUIP- MORE THAN \$750	2015	532.12	0.00	0.00	0.00	0.00	532.12	0.00	0.00
420 CONTRACTED PROJECTS FUND 420	5200 EXCEPTIONAL	643 COMPUTER EQUIP-MORE THAN \$750	2015	2,641.33	0.00	0.00	0.00	0.00	2,641.33	0.00	0.00
420 CONTRACTED PROJECTS FUND 420	5200 EXCEPTIONAL	644 COMPUTER EQUIP-LESS THAN \$750	2015	355.14	0.00	0.00	0.00	0.00	355.14	0.00	0.00
420 CONTRACTED PROJECTS FUND 420	5200 EXCEPTIONAL	730 DUES AND FEES	2015	576.49	0.00	0.00	0.00	950.00	1,526.49	-950.00	0.00
420 CONTRACTED PROJECTS FUND 420	5300 VOCATIONAL TECHNICAL	121 CLASSROOM TEACHER-MISC EARNING	2015	0.00	0.00	0.00	180.00	-60.00	180.00	-180.00	0.00
420 CONTRACTED PROJECTS FUND 420	5300 VOCATIONAL TECHNICAL	210 RETIREMENT	2015	0.00	0.00	0.00	13.07	-4.35	13.07	-13.07	0.00
420 CONTRACTED PROJECTS FUND 420	5300 VOCATIONAL TECHNICAL	220 SOCIAL SECURITY	2015	0.00	0.00	0.00	13.26	-4.44	13.26	-13.26	0.00
420 CONTRACTED PROJECTS FUND 420	5300 VOCATIONAL TECHNICAL	240 WORKERS COMPENSATION	2015	0.00	0.00	0.00	0.92	-0.30	0.92	-0.92	0.00
420 CONTRACTED PROJECTS FUND 420	5300 VOCATIONAL TECHNICAL	330 TRAVEL	2015	2,646.00	0.00	0.00	0.00	400.03	1,444.32	1,201.68	45.41
420 CONTRACTED PROJECTS FUND 420	5300 VOCATIONAL TECHNICAL	360 RENTALS	2015	4,948.00	0.00	2,507.30	69.95	174.75	3,318.60	-877.90	0.00
420 CONTRACTED PROJECTS FUND 420	5300 VOCATIONAL TECHNICAL	370 COMMUNICATIONS	2015	300.00	0.00	0.00	0.00	0.00	294.00	6.00	2.00
420 CONTRACTED PROJECTS FUND 420	5300 VOCATIONAL TECHNICAL	390 OTHER PURCHASED SERVICES	2015	7,000.00	0.00	20.00	474.87	1,277.18	5,287.18	1,692.82	24.18
420 CONTRACTED PROJECTS FUND 420	5300 VOCATIONAL TECHNICAL	450 GASOLINE	2015	550.00	0.00	0.00	0.00	73.21	139.19	410.81	74.69
420 CONTRACTED PROJECTS FUND 420	5300 VOCATIONAL TECHNICAL	510 SUPPLIES	2015	15,632.00	0.00	2,444.89	412.22	3,375.59	13,053.55	133.56	0.85
420 CONTRACTED PROJECTS FUND 420	5300 VOCATIONAL TECHNICAL	520 TEXTBOOKS	2015	4,656.00	0.00	996.44	0.00	0.00	3,659.14	0.42	0.01
420 CONTRACTED PROJECTS FUND 420	5300 VOCATIONAL TECHNICAL	620 AUDIO-VISUAL MATERIALS	2015	1,000.00	0.00	0.00	0.00	0.00	0.00	1,000.00	100.00
420 CONTRACTED PROJECTS FUND 420	5300 VOCATIONAL TECHNICAL	640 FURNITURE, FIXTURES & EQPT	2015	29,436.00	0.00	0.00	16,227.00	16,227.00	16,227.00	13,209.00	44.87
420 CONTRACTED PROJECTS FUND 420	5300 VOCATIONAL TECHNICAL	641 FURN, FIXT, EQUIP- MORE THAN \$750	2015	12,262.00	0.00	0.00	0.00	0.00	11,816.82	445.18	3.63
420	5300 VOCATIONAL TECHNICAL	642 FURN, FIXT, EQUIP-	2015	1,086.00	0.00	1.95	0.00	0.00	1,084.94	-0.89	0.00

CONTRACTED PROJECTS FUND 420		LESS THAN \$750										
420 CONTRACTED PROJECTS FUND 420	5300 VOCATIONAL TECHNICAL	643 COMPUTER EQUIP-MORE THAN \$750	2015	1,037.00	0.00	813.23	0.00	0.00	223.90	-0.13	0.00	
420 CONTRACTED PROJECTS FUND 420	5300 VOCATIONAL TECHNICAL	644 COMPUTER EQUIP-LESS THAN \$750	2015	2,000.00	0.00	0.00	0.00	0.00	0.00	2,000.00	100.00	
420 CONTRACTED PROJECTS FUND 420	5300 VOCATIONAL TECHNICAL	730 DUES AND FEES	2015	17,682.00	0.00	0.00	447.00	915.00	2,500.00	15,182.00	85.86	
420 CONTRACTED PROJECTS FUND 420	5500 PRE-KINDERGARTEN	120 CLASSROOM TEACHER-REGULAR PAY	2015	619,238.00	38,246.53	0.00	97,656.44	189,305.41	518,662.11	62,329.36	10.07	
420 CONTRACTED PROJECTS FUND 420	5500 PRE-KINDERGARTEN	122 TEACHER INSERVICE EARNINGS	2015	1,620.00	0.00	0.00	0.00	0.00	14,494.31	-12,874.31	0.00	
420 CONTRACTED PROJECTS FUND 420	5500 PRE-KINDERGARTEN	126 CLASSROOM TEACHER-HOURLY EMP	2015	4,500.00	0.00	0.00	550.20	1,840.95	5,844.75	-1,344.75	0.00	
420 CONTRACTED PROJECTS FUND 420	5500 PRE-KINDERGARTEN	128 CLASSROOM TEACHER-SUMMER SCH	2015	0.00	0.00	0.00	0.00	0.00	2,340.40	-2,340.40	0.00	
420 CONTRACTED PROJECTS FUND 420	5500 PRE-KINDERGARTEN	140 SUBSTITUTES	2015	26,300.00	0.00	0.00	4,281.71	7,305.50	34,386.65	-8,086.65	0.00	
420 CONTRACTED PROJECTS FUND 420	5500 PRE-KINDERGARTEN	150 INSTRUCTIONAL ASSIST-REGULAR P	2015	399,520.00	0.00	0.00	49,177.03	99,075.26	296,853.52	102,666.48	25.70	
420 CONTRACTED PROJECTS FUND 420	5500 PRE-KINDERGARTEN	151 INSTRUCTION ASST MISC EARNINGS	2015	6,200.00	0.00	0.00	619.04	2,430.84	6,871.70	-671.70	0.00	
420 CONTRACTED PROJECTS FUND 420	5500 PRE-KINDERGARTEN	152 INSTRUCTIONAL ASST INSERVICE	2015	808.00	0.00	0.00	0.00	0.00	11,134.49	-10,326.49	0.00	
420 CONTRACTED PROJECTS FUND 420	5500 PRE-KINDERGARTEN	158 PARAPROFESSIONAL-SUMMER SCHOOL	2015	0.00	0.00	0.00	0.00	0.00	696.00	-696.00	0.00	
420 CONTRACTED PROJECTS FUND 420	5500 PRE-KINDERGARTEN	161 OTHER SUPPORT-MISC EARNINGS	2015	1,900.00	0.00	0.00	0.00	0.00	1,460.66	439.34	23.12	
420 CONTRACTED PROJECTS FUND 420	5500 PRE-KINDERGARTEN	210 RETIREMENT	2015	115,412.00	2,920.37	0.00	12,420.53	24,122.82	67,685.12	44,806.51	38.82	
420 CONTRACTED PROJECTS FUND 420	5500 PRE-KINDERGARTEN	220 SOCIAL SECURITY	2015	95,420.00	2,925.85	0.00	10,762.19	21,054.16	62,543.55	29,950.60	31.39	
420 CONTRACTED PROJECTS FUND 420	5500 PRE-KINDERGARTEN	230 BOARD MEDICAL & DENTAL INS	2015	182,260.00	3,700.76	0.00	19,071.01	39,299.57	112,198.48	66,360.76	36.41	
420 CONTRACTED PROJECTS FUND 420	5500 PRE-KINDERGARTEN	232 BOARD TERM LIFE INSURANCE	2015	5,272.00	97.08	0.00	343.45	741.49	2,216.08	2,958.84	56.12	
420 CONTRACTED PROJECTS FUND 420	5500 PRE-KINDERGARTEN	240 WORKERS COMPENSATION	2015	8,826.00	195.06	0.00	776.67	1,529.85	4,575.99	4,054.95	45.94	
420 CONTRACTED PROJECTS FUND 420	5500 PRE-KINDERGARTEN	310 PROFESSIONAL AND TECHNICAL	2015	28,900.00	0.00	2,736.48	1,387.68	4,369.44	17,185.56	8,977.96	31.07	
420 CONTRACTED PROJECTS FUND 420	5500 PRE-KINDERGARTEN	330 TRAVEL	2015	0.00	0.00	0.00	0.00	0.00	962.68	-962.68	0.00	
420 CONTRACTED PROJECTS FUND 420	5500 PRE-KINDERGARTEN	350 REPAIRS AND MAINTENANCE	2015	3,100.00	0.00	1,560.97	0.00	0.00	0.00	1,539.03	49.65	
420 CONTRACTED PROJECTS FUND 420	5500 PRE-KINDERGARTEN	360 RENTALS	2015	8,054.05	4,660.72	3,354.05	0.00	0.00	4,664.80	-4,625.52	0.00	

PROJECTS FUND 420												
420 CONTRACTED PROJECTS FUND 420	5500 PRE-KINDERGARTEN	370 COMMUNICATIONS	2015	0.00	0.00	0.00	0.00	0.00	7.05	-7.05	0.00	
420 CONTRACTED PROJECTS FUND 420	5500 PRE-KINDERGARTEN	390 OTHER PURCHASED SERVICES	2015	262.00	0.00	0.00	0.00	0.00	24,141.00	-23,879.00	0.00	
420 CONTRACTED PROJECTS FUND 420	5500 PRE-KINDERGARTEN	450 GASOLINE	2015	2,300.00	0.00	0.00	226.03	567.63	1,557.36	742.64	32.29	
420 CONTRACTED PROJECTS FUND 420	5500 PRE-KINDERGARTEN	510 SUPPLIES	2015	71,445.95	0.00	12,230.75	8,670.54	22,634.23	55,740.00	3,475.20	4.86	
420 CONTRACTED PROJECTS FUND 420	5500 PRE-KINDERGARTEN	630 BUILDINGS AND FIXED EQUIPMENT	2015	30,800.00	0.00	6,784.44	0.00	4,169.00	16,419.52	7,596.04	24.66	
420 CONTRACTED PROJECTS FUND 420	5500 PRE-KINDERGARTEN	642 FURN, FIXT, EQUIP- LESS THAN \$750	2015	0.00	0.00	0.00	0.00	0.00	709.97	-709.97	0.00	
420 CONTRACTED PROJECTS FUND 420	5500 PRE-KINDERGARTEN	643 COMPUTER EQUIP-MORE THAN \$750	2015	36,500.00	0.00	0.00	1,681.94	1,681.94	36,911.64	-411.64	0.00	
420 CONTRACTED PROJECTS FUND 420	5500 PRE-KINDERGARTEN	671 CAPTLZD IMPRT OTHER THAN BLDGS	2015	4,200.00	0.00	0.00	0.00	1,105.00	1,105.00	3,095.00	73.69	
420 CONTRACTED PROJECTS FUND 420	5500 PRE-KINDERGARTEN	730 DUES AND FEES	2015	0.00	0.00	0.00	0.00	0.00	110.00	-110.00	0.00	
420 CONTRACTED PROJECTS FUND 420	5900 OTHER INSTRUCTION	126 CLASSROOM TEACHER-HOURLY EMP	2015	116,800.00	0.00	0.00	13,844.80	54,650.60	183,688.40	-66,888.40	0.00	
420 CONTRACTED PROJECTS FUND 420	5900 OTHER INSTRUCTION	128 CLASSROOM TEACHER-SUMMER SCH	2015	75,600.00	0.00	7,680.00	0.00	0.00	0.00	67,920.00	89.84	
420 CONTRACTED PROJECTS FUND 420	5900 OTHER INSTRUCTION	130 OTHER CERTIFIED REGULAR PAY	2015	750.00	0.00	0.00	0.00	0.00	0.00	750.00	100.00	
420 CONTRACTED PROJECTS FUND 420	5900 OTHER INSTRUCTION	136 OTHER CERTIFIED-HOURLY EMPLOY	2015	0.00	0.00	0.00	0.00	0.00	450.00	-450.00	0.00	
420 CONTRACTED PROJECTS FUND 420	5900 OTHER INSTRUCTION	156 PARAPROFESSIONAL-HOURLY EMPLOY	2015	210,306.00	0.00	0.00	10,971.15	38,943.65	143,441.18	66,864.82	31.79	
420 CONTRACTED PROJECTS FUND 420	5900 OTHER INSTRUCTION	158 PARAPROFESSIONAL-SUMMER SCHOOL	2015	44,928.00	0.00	0.00	0.00	0.00	1,152.00	43,776.00	97.44	
420 CONTRACTED PROJECTS FUND 420	5900 OTHER INSTRUCTION	161 OTHER SUPPORT-MISC EARNINGS	2015	2,000.00	0.00	0.00	0.00	0.00	0.00	2,000.00	100.00	
420 CONTRACTED PROJECTS FUND 420	5900 OTHER INSTRUCTION	210 RETIREMENT	2015	44,293.00	0.00	0.00	1,844.39	6,958.39	24,441.99	19,851.01	44.82	
420 CONTRACTED PROJECTS FUND 420	5900 OTHER INSTRUCTION	220 SOCIAL SECURITY	2015	34,423.00	0.00	0.00	1,898.55	7,160.16	24,865.38	9,557.62	27.77	
420 CONTRACTED PROJECTS FUND 420	5900 OTHER INSTRUCTION	240 WORKERS COMPENSATION	2015	5,979.00	0.00	0.00	126.59	477.44	1,658.21	4,320.79	72.27	
420 CONTRACTED PROJECTS FUND 420	5900 OTHER INSTRUCTION	330 TRAVEL	2015	0.00	0.00	0.00	0.00	0.00	3,445.84	-3,445.84	0.00	
420 CONTRACTED PROJECTS FUND 420	5900 OTHER INSTRUCTION	360 RENTALS	2015	30,450.00	0.00	10,000.00	0.00	0.00	7,500.00	12,950.00	42.53	
420 CONTRACTED PROJECTS FUND	5900 OTHER INSTRUCTION	390 OTHER PURCHASED SERVICES	2015	90,490.00	0.00	69,161.64	1,728.00	21,061.84	69,656.48	-48,328.12	0.00	

420												
420 CONTRACTED PROJECTS FUND 420	5900 OTHER INSTRUCTION	391 SUBAWDS 1ST 25,000 OTHR PURCHD	2015	13,413.00	0.00	0.00	0.00	0.00	0.00	13,413.00	100.00	
420 CONTRACTED PROJECTS FUND 420	5900 OTHER INSTRUCTION	510 SUPPLIES	2015	22,407.00	0.00	523.08	1,297.25	13,739.64	41,109.61	-19,225.69	0.00	
420 CONTRACTED PROJECTS FUND 420	5900 OTHER INSTRUCTION	590 OTHER MATERIALS & SUPPLIES	2015	2,750.00	0.00	0.00	0.00	0.00	0.00	2,750.00	100.00	
420 CONTRACTED PROJECTS FUND 420	5900 OTHER INSTRUCTION	730 DUES AND FEES	2015	0.00	0.00	0.00	0.00	0.00	-5,962.36	5,962.36	0.00	
420 CONTRACTED PROJECTS FUND 420	6100 PUPIL PERSONNEL SERVICE	110 ADMINISTRATION- REGULAR PAY	2015	65,625.00	3,645.86	0.00	0.00	7,291.66	41,145.81	20,833.33	31.75	
420 CONTRACTED PROJECTS FUND 420	6100 PUPIL PERSONNEL SERVICE	130 OTHER CERTIFIED REGULAR PAY	2015	266,782.92	24,556.66	0.00	33,825.74	81,811.16	254,615.07	-12,388.81	0.00	
420 CONTRACTED PROJECTS FUND 420	6100 PUPIL PERSONNEL SERVICE	131 OTHER CERTIFIED MISC EARNINGS	2015	0.00	0.00	0.00	0.00	60.00	180.00	-180.00	0.00	
420 CONTRACTED PROJECTS FUND 420	6100 PUPIL PERSONNEL SERVICE	132 OTHER CERTIFIED INSERVICE	2015	1,906.55	0.00	0.00	0.00	0.00	1,838.49	68.06	3.57	
420 CONTRACTED PROJECTS FUND 420	6100 PUPIL PERSONNEL SERVICE	138 OTHER CERTIFIED- SUMMER SCHOOL	2015	0.00	0.00	0.00	0.00	0.00	6,381.50	-6,381.50	0.00	
420 CONTRACTED PROJECTS FUND 420	6100 PUPIL PERSONNEL SERVICE	140 SUBSTITUTES	2015	0.00	0.00	0.00	70.00	150.50	150.50	-150.50	0.00	
420 CONTRACTED PROJECTS FUND 420	6100 PUPIL PERSONNEL SERVICE	150 INSTRUCTIONAL ASSIST-REGULAR P	2015	38,000.00	0.00	0.00	4,111.89	8,223.73	54,268.00	-16,268.00	0.00	
420 CONTRACTED PROJECTS FUND 420	6100 PUPIL PERSONNEL SERVICE	151 INSTRUCTION ASST MISC EARNINGS	2015	1,000.00	0.00	0.00	0.00	137.78	1,396.22	-396.22	0.00	
420 CONTRACTED PROJECTS FUND 420	6100 PUPIL PERSONNEL SERVICE	160 OTHER SUPPORT PERSONNEL-REG PY	2015	128,763.00	9,784.22	0.00	5,503.55	28,118.51	111,163.16	7,815.62	6.07	
420 CONTRACTED PROJECTS FUND 420	6100 PUPIL PERSONNEL SERVICE	161 OTHER SUPPORT- MISC EARNINGS	2015	11,000.00	0.00	0.00	377.03	3,117.99	8,737.74	2,262.26	20.57	
420 CONTRACTED PROJECTS FUND 420	6100 PUPIL PERSONNEL SERVICE	162 OTHER SUPPORT PERSONL INSERVIC	2015	0.00	0.00	0.00	0.00	0.00	105.46	-105.46	0.00	
420 CONTRACTED PROJECTS FUND 420	6100 PUPIL PERSONNEL SERVICE	168 OTHER SUPPORT PERS-SUMMER SCH	2015	0.00	0.00	0.00	0.00	0.00	562.43	-562.43	0.00	
420 CONTRACTED PROJECTS FUND 420	6100 PUPIL PERSONNEL SERVICE	210 RETIREMENT	2015	35,382.62	2,493.15	0.00	3,181.17	8,818.58	32,166.39	723.08	2.04	
420 CONTRACTED PROJECTS FUND 420	6100 PUPIL PERSONNEL SERVICE	220 SOCIAL SECURITY	2015	36,137.20	2,906.03	0.00	3,153.83	9,189.64	34,386.82	-1,155.65	0.00	
420 CONTRACTED PROJECTS FUND 420	6100 PUPIL PERSONNEL SERVICE	230 BOARD MEDICAL & DENTAL INS	2015	52,413.12	3,746.29	0.00	5,604.73	14,334.99	49,334.19	-667.36	0.00	
420 CONTRACTED PROJECTS FUND 420	6100 PUPIL PERSONNEL SERVICE	232 BOARD TERM LIFE INSURANCE	2015	1,789.00	97.30	0.00	139.06	364.24	1,291.12	400.58	22.39	
420 CONTRACTED PROJECTS FUND 420	6100 PUPIL PERSONNEL SERVICE	240 WORKERS COMPENSATION	2015	3,759.00	193.74	0.00	358.71	958.93	3,392.35	172.91	4.60	
420 CONTRACTED PROJECTS FUND 420	6100 PUPIL PERSONNEL SERVICE	310 PROFESSIONAL AND TECHNICAL	2015	192,032.00	0.00	32,504.65	12,682.50	48,038.75	164,056.10	-4,528.75	0.00	

420 CONTRACTED PROJECTS FUND 420	6100 PUPIL PERSONNEL SERVICE	311 SUBAWARD UNDER SUBAGREE \$25K	2015	25,000.00	0.00	7,950.02	0.00	1,665.00	13,291.64	3,758.34	15.03
420 CONTRACTED PROJECTS FUND 420	6100 PUPIL PERSONNEL SERVICE	312 SBWARD UND SBAGREE EXCESS 25K	2015	13,060.00	0.00	0.00	0.00	0.00	0.00	13,060.00	100.00
420 CONTRACTED PROJECTS FUND 420	6100 PUPIL PERSONNEL SERVICE	330 TRAVEL	2015	15,572.46	0.00	1,631.34	2,286.22	6,462.11	21,651.98	-7,710.86	0.00
420 CONTRACTED PROJECTS FUND 420	6100 PUPIL PERSONNEL SERVICE	360 RENTALS	2015	7,777.19	0.00	0.00	0.00	0.00	7,777.19	0.00	0.00
420 CONTRACTED PROJECTS FUND 420	6100 PUPIL PERSONNEL SERVICE	370 COMMUNICATIONS	2015	2,000.00	0.00	0.00	0.00	0.00	1,485.00	515.00	25.75
420 CONTRACTED PROJECTS FUND 420	6100 PUPIL PERSONNEL SERVICE	390 OTHER PURCHASED SERVICES	2015	9,000.00	0.00	882.00	0.00	441.00	4,543.78	3,574.22	39.71
420 CONTRACTED PROJECTS FUND 420	6100 PUPIL PERSONNEL SERVICE	450 GASOLINE	2015	200.00	0.00	0.00	0.00	37.92	37.92	162.08	81.04
420 CONTRACTED PROJECTS FUND 420	6100 PUPIL PERSONNEL SERVICE	510 SUPPLIES	2015	11,743.18	0.00	5,592.93	1,089.34	2,222.71	8,191.07	-2,040.82	0.00
420 CONTRACTED PROJECTS FUND 420	6100 PUPIL PERSONNEL SERVICE	730 DUES AND FEES	2015	2,220.00	0.00	1,110.00	0.00	0.00	1,110.00	0.00	0.00
420 CONTRACTED PROJECTS FUND 420	6150 PARENTAL INVOLVEMENT	160 OTHER SUPPORT PERSONNEL-REG PY	2015	22,513.45	2,251.39	0.00	0.00	4,502.68	24,764.74	-4,502.68	0.00
420 CONTRACTED PROJECTS FUND 420	6150 PARENTAL INVOLVEMENT	210 RETIREMENT	2015	1,634.50	163.45	0.00	0.00	326.90	1,797.95	-326.90	0.00
420 CONTRACTED PROJECTS FUND 420	6150 PARENTAL INVOLVEMENT	220 SOCIAL SECURITY	2015	1,551.14	172.24	0.00	0.00	301.26	1,659.39	-280.49	0.00
420 CONTRACTED PROJECTS FUND 420	6150 PARENTAL INVOLVEMENT	230 BOARD MEDICAL & DENTAL INS	2015	3,925.92	399.02	0.00	0.00	798.04	4,292.80	-765.90	0.00
420 CONTRACTED PROJECTS FUND 420	6150 PARENTAL INVOLVEMENT	232 BOARD TERM LIFE INSURANCE	2015	100.00	6.72	0.00	0.00	13.44	73.70	19.58	19.58
420 CONTRACTED PROJECTS FUND 420	6150 PARENTAL INVOLVEMENT	240 WORKERS COMPENSATION	2015	150.00	11.48	0.00	0.00	22.96	126.28	12.24	8.16
420 CONTRACTED PROJECTS FUND 420	6150 PARENTAL INVOLVEMENT	310 PROFESSIONAL AND TECHNICAL	2015	12,000.00	0.00	0.00	0.00	0.00	0.00	12,000.00	100.00
420 CONTRACTED PROJECTS FUND 420	6150 PARENTAL INVOLVEMENT	311 SUBAWARD UNDER SUBAGREE \$25K	2015	2,000.00	0.00	0.00	0.00	0.00	0.00	2,000.00	100.00
420 CONTRACTED PROJECTS FUND 420	6150 PARENTAL INVOLVEMENT	330 TRAVEL	2015	700.00	0.00	0.00	0.00	0.00	1,132.98	-432.98	0.00
420 CONTRACTED PROJECTS FUND 420	6150 PARENTAL INVOLVEMENT	370 COMMUNICATIONS	2015	2,500.00	0.00	0.00	0.00	0.00	40.00	2,460.00	98.40
420 CONTRACTED PROJECTS FUND 420	6150 PARENTAL INVOLVEMENT	390 OTHER PURCHASED SERVICES	2015	41,045.00	0.00	0.00	2,100.02	2,980.02	2,980.02	38,064.98	92.74
420 CONTRACTED PROJECTS FUND 420	6150 PARENTAL INVOLVEMENT	510 SUPPLIES	2015	75,713.00	0.00	935.89	2,516.94	3,546.35	19,387.43	55,389.68	73.16
420 CONTRACTED PROJECTS FUND 420	6150 PARENTAL INVOLVEMENT	730 DUES AND FEES	2015	500.00	0.00	0.00	0.00	0.00	440.00	60.00	12.00
420	6200 INSTRUCTIONAL MEDIA	330 TRAVEL	2015	10.00	0.00	0.00	0.00	0.00	-10.00	20.00	200.00

CONTRACTED PROJECTS FUND	SERVICE											
420 CONTRACTED PROJECTS FUND 420	6200 INSTRUCTIONAL MEDIA SERVICE	392 SUBAWRDS IN EXCESS OF 25,000	2015	6,000.00	0.00	0.00	0.00	0.00	0.00	6,000.00	100.00	
420 CONTRACTED PROJECTS FUND 420	6200 INSTRUCTIONAL MEDIA SERVICE	642 FURN, FIXT, EQUIP- LESS THAN \$750	2015	4,000.00	0.00	0.00	0.00	0.00	11,719.62	-7,719.62	0.00	
420 CONTRACTED PROJECTS FUND 420	6200 INSTRUCTIONAL MEDIA SERVICE	644 COMPUTER EQUIP-LESS THAN \$750	2015	0.00	0.00	0.00	0.00	0.00	7,400.00	-7,400.00	0.00	
420 CONTRACTED PROJECTS FUND 420	6300 INSTRUCTIONAL/CURRICULUM DEV	110 ADMINISTRATION- REGULAR PAY	2015	184,843.00	16,453.70	0.00	0.00	35,907.50	183,991.25	-15,601.95	0.00	
420 CONTRACTED PROJECTS FUND 420	6300 INSTRUCTIONAL/CURRICULUM DEV	111 ADMINISTRATION- MISC EARNINGS	2015	23,000.00	0.00	0.00	0.00	0.00	5,500.00	17,500.00	76.09	
420 CONTRACTED PROJECTS FUND 420	6300 INSTRUCTIONAL/CURRICULUM DEV	112 ADMINISTRATION- INSERVICE	2015	0.00	0.00	0.00	0.00	0.00	2,000.00	-2,000.00	0.00	
420 CONTRACTED PROJECTS FUND 420	6300 INSTRUCTIONAL/CURRICULUM DEV	130 OTHER CERTIFIED REGULAR PAY	2015	151,335.17	9,781.16	0.00	9,972.86	30,554.56	138,709.72	2,844.29	1.88	
420 CONTRACTED PROJECTS FUND 420	6300 INSTRUCTIONAL/CURRICULUM DEV	136 OTHER CERTIFIED- HOURLY EMPLOY	2015	0.00	0.00	0.00	594.00	2,376.00	7,326.00	-7,326.00	0.00	
420 CONTRACTED PROJECTS FUND 420	6300 INSTRUCTIONAL/CURRICULUM DEV	160 OTHER SUPPORT PERSONNEL-REG PY	2015	175,756.84	18,742.86	0.00	4,102.42	45,690.62	228,537.88	-71,523.90	0.00	
420 CONTRACTED PROJECTS FUND 420	6300 INSTRUCTIONAL/CURRICULUM DEV	161 OTHER SUPPORT- MISC EARNINGS	2015	48,145.94	0.00	0.00	2,277.00	13,160.40	36,447.70	11,698.24	24.30	
420 CONTRACTED PROJECTS FUND 420	6300 INSTRUCTIONAL/CURRICULUM DEV	168 OTHER SUPPORT PERS-SUMMER SCH	2015	7,155.00	0.00	0.00	0.00	0.00	0.00	7,155.00	100.00	
420 CONTRACTED PROJECTS FUND 420	6300 INSTRUCTIONAL/CURRICULUM DEV	210 RETIREMENT	2015	51,774.64	4,071.16	0.00	1,230.29	10,679.59	53,984.66	-6,281.18	0.00	
420 CONTRACTED PROJECTS FUND 420	6300 INSTRUCTIONAL/CURRICULUM DEV	220 SOCIAL SECURITY	2015	41,017.41	3,440.79	0.00	1,202.25	8,898.64	42,681.52	-5,104.90	0.00	
420 CONTRACTED PROJECTS FUND 420	6300 INSTRUCTIONAL/CURRICULUM DEV	230 BOARD MEDICAL & DENTAL INS	2015	52,067.39	4,548.86	0.00	1,476.38	12,569.19	60,126.15	-12,607.62	0.00	
420 CONTRACTED PROJECTS FUND 420	6300 INSTRUCTIONAL/CURRICULUM DEV	232 BOARD TERM LIFE INSURANCE	2015	2,084.35	120.74	0.00	31.18	321.70	1,608.09	355.52	17.06	
420 CONTRACTED PROJECTS FUND 420	6300 INSTRUCTIONAL/CURRICULUM DEV	240 WORKERS COMPENSATION	2015	5,917.45	229.40	0.00	86.43	639.36	3,061.15	2,626.90	44.39	
420 CONTRACTED PROJECTS FUND 420	6300 INSTRUCTIONAL/CURRICULUM DEV	311 SUBAWARD UNDER SUBAGREE \$25K	2015	25,000.00	0.00	0.00	0.00	0.00	4,500.00	20,500.00	82.00	
420 CONTRACTED PROJECTS FUND 420	6300 INSTRUCTIONAL/CURRICULUM DEV	312 SBWARD UND SBAGREE EXCESS 25K	2015	10,000.00	0.00	10,000.00	0.00	0.00	1,241.66	-1,241.66	0.00	
420 CONTRACTED PROJECTS FUND 420	6300 INSTRUCTIONAL/CURRICULUM DEV	330 TRAVEL	2015	112,344.09	0.00	0.00	5,253.08	18,945.19	51,581.47	60,762.62	54.09	
420 CONTRACTED PROJECTS FUND 420	6300 INSTRUCTIONAL/CURRICULUM DEV	360 RENTALS	2015	10,000.00	0.00	0.00	0.00	1,553.71	4,272.35	5,727.65	57.28	
420 CONTRACTED PROJECTS FUND 420	6300 INSTRUCTIONAL/CURRICULUM DEV	370 COMMUNICATIONS	2015	8,771.71	0.00	0.00	395.00	647.49	2,727.48	6,044.23	68.91	
420 CONTRACTED PROJECTS FUND 420	6300 INSTRUCTIONAL/CURRICULUM DEV	390 OTHER PURCHASED	2015	1,000.00	0.00	6,750.00	2,500.00	13,210.00	62,235.77	-67,985.77	0.00	

PROJECTS FUND	DEV	SERVICES										
420	6300	391 SUBAWDS 1ST	2015	15,000.00	0.00	0.00	0.00	0.00	0.00	15,000.00	100.00	
CONTRACTED	INSTRUCTIONAL/CURRICULUM	25,000 OTHR PURCHD										
PROJECTS FUND	DEV											
420	6300	392 SUBAWRDS IN	2015	15,000.00	0.00	0.00	0.00	0.00	0.00	15,000.00	100.00	
CONTRACTED	INSTRUCTIONAL/CURRICULUM	EXCESS OF 25,000										
PROJECTS FUND	DEV											
420	6300	420 BOTTLED GAS	2015	200.00	0.00	0.00	0.00	52.92	52.92	147.08	73.54	
CONTRACTED	INSTRUCTIONAL/CURRICULUM											
PROJECTS FUND	DEV											
420	6300	450 GASOLINE	2015	104.07	0.00	0.00	0.00	0.00	104.07	0.00	0.00	
CONTRACTED	INSTRUCTIONAL/CURRICULUM											
PROJECTS FUND	DEV											
420	6300	510 SUPPLIES	2015	118,520.89	0.00	11,605.11	7,006.08	22,132.16	63,082.96	43,832.82	36.98	
CONTRACTED	INSTRUCTIONAL/CURRICULUM											
PROJECTS FUND	DEV											
420	6300	643 COMPUTER	2015	2,661.36	0.00	0.00	0.00	0.00	6,342.05	-3,680.69	0.00	
CONTRACTED	INSTRUCTIONAL/CURRICULUM	EQUIP-MORE THAN										
PROJECTS FUND	DEV	\$750										
420	6300	644 COMPUTER	2015	6,956.19	0.00	0.00	0.00	3,700.00	11,689.64	-4,733.45	0.00	
CONTRACTED	INSTRUCTIONAL/CURRICULUM	EQUIP-LESS THAN										
PROJECTS FUND	DEV	\$750										
420	6300	691 SOFTWARE-MORE	2015	10,000.00	0.00	0.00	0.00	0.00	0.00	10,000.00	100.00	
CONTRACTED	INSTRUCTIONAL/CURRICULUM	THAN \$750										
PROJECTS FUND	DEV											
420	6300	692 SOFTWARE-LESS	2015	5,000.00	0.00	0.00	0.00	0.00	0.00	5,000.00	100.00	
CONTRACTED	INSTRUCTIONAL/CURRICULUM	THAN \$750										
PROJECTS FUND	DEV											
420	6300	730 DUES AND FEES	2015	49,550.00	0.00	1,983.37	474.42	7,474.36	24,377.53	23,189.10	46.80	
CONTRACTED	INSTRUCTIONAL/CURRICULUM											
PROJECTS FUND	DEV											
420	6400	120 CLASSROOM	2015	0.00	3,009.37	0.00	6,018.66	12,037.32	27,083.97	-30,093.34	0.00	
CONTRACTED	INSTRUCTIONAL STAFF	TEACHER-REGULAR										
PROJECTS FUND	TRAINING	PAY										
420	6400	121 CLASSROOM	2015	27,000.00	0.00	0.00	0.00	300.00	500.00	26,500.00	98.15	
CONTRACTED	INSTRUCTIONAL STAFF	TEACHER-MISC										
PROJECTS FUND	TRAINING	EARNING										
420	6400	122 TEACHER	2015	165,150.81	0.00	0.00	0.00	0.00	36,700.81	128,450.00	77.78	
CONTRACTED	INSTRUCTIONAL STAFF	INSERVICE EARNINGS										
PROJECTS FUND	TRAINING											
420	6400	130 OTHER CERTIFIED	2015	205,218.00	13,602.11	0.00	27,108.64	61,126.12	221,403.25	-29,787.36	0.00	
CONTRACTED	INSTRUCTIONAL STAFF	REGULAR PAY										
PROJECTS FUND	TRAINING											
420	6400	131 OTHER CERTIFIED	2015	10,000.00	0.00	0.00	0.00	120.00	620.00	9,380.00	93.80	
CONTRACTED	INSTRUCTIONAL STAFF	MISC EARNINGS										
PROJECTS FUND	TRAINING											
420	6400	132 OTHER CERTIFIED	2015	5,154.18	0.00	0.00	0.00	0.00	1,404.18	3,750.00	72.76	
CONTRACTED	INSTRUCTIONAL STAFF	INSERVICE										
PROJECTS FUND	TRAINING											
420	6400	133 OTHER CERTIFIED-	2015	3,000.00	0.00	0.00	0.00	0.00	0.00	3,000.00	100.00	
CONTRACTED	INSTRUCTIONAL STAFF	SUPP										
PROJECTS FUND	TRAINING											
420	6400	140 SUBSTITUTES	2015	2,750.00	0.00	0.00	70.00	70.00	767.03	1,982.97	72.11	
CONTRACTED	INSTRUCTIONAL STAFF											
PROJECTS FUND	TRAINING											
420	6400	152 INSTRUCTIONAL	2015	8,600.00	0.00	0.00	0.00	0.00	0.00	8,600.00	100.00	
CONTRACTED	INSTRUCTIONAL STAFF	ASST INSERVICE										
PROJECTS FUND	TRAINING											
420	6400	160 OTHER SUPPORT	2015	24,500.00	4,068.62	0.00	0.00	8,137.16	44,754.38	-24,323.00	0.00	
CONTRACTED	INSTRUCTIONAL STAFF	PERSONNEL-REG PY										
PROJECTS FUND	TRAINING											
420	6400	162 OTHER SUPPORT	2015	1,650.00	0.00	0.00	0.00	1,000.00	1,000.00	650.00	39.39	
CONTRACTED	INSTRUCTIONAL STAFF	PERSONL INSERVIC										
PROJECTS FUND	TRAINING											
420	6400	210 RETIREMENT	2015	35,171.00	1,366.16	0.00	2,914.85	6,555.23	21,263.70	12,541.14	35.66	
CONTRACTED	INSTRUCTIONAL STAFF											
PROJECTS FUND	TRAINING											

420											
420 CONTRACTED PROJECTS FUND 420	6400 INSTRUCTIONAL STAFF TRAINING	220 SOCIAL SECURITY	2015	28,641.34	1,582.03	0.00	2,404.69	5,906.93	24,003.34	3,055.97	10.67
420 CONTRACTED PROJECTS FUND 420	6400 INSTRUCTIONAL STAFF TRAINING	230 BOARD MEDICAL & DENTAL INS	2015	35,070.00	2,394.14	0.00	3,192.16	8,778.44	31,040.48	1,635.38	4.66
420 CONTRACTED PROJECTS FUND 420	6400 INSTRUCTIONAL STAFF TRAINING	232 BOARD TERM LIFE INSURANCE	2015	453.00	60.00	0.00	70.08	209.76	817.79	-424.79	0.00
420 CONTRACTED PROJECTS FUND 420	6400 INSTRUCTIONAL STAFF TRAINING	240 WORKERS COMPENSATION	2015	5,737.56	105.48	0.00	169.31	422.21	1,704.50	3,927.58	68.45
420 CONTRACTED PROJECTS FUND 420	6400 INSTRUCTIONAL STAFF TRAINING	310 PROFESSIONAL AND TECHNICAL	2015	0.00	0.00	0.00	0.00	0.00	17,520.00	-17,520.00	0.00
420 CONTRACTED PROJECTS FUND 420	6400 INSTRUCTIONAL STAFF TRAINING	311 SUBAWARD UNDER SUBAGREE \$25K	2015	85,103.00	0.00	83,920.00	0.00	0.00	15,580.00	-14,397.00	0.00
420 CONTRACTED PROJECTS FUND 420	6400 INSTRUCTIONAL STAFF TRAINING	312 SBWARD UND SBAGREE EXCESS 25K	2015	89,995.00	0.00	65,000.00	0.00	0.00	0.00	24,995.00	27.77
420 CONTRACTED PROJECTS FUND 420	6400 INSTRUCTIONAL STAFF TRAINING	330 TRAVEL	2015	90,193.37	0.00	2,036.64	1,414.06	14,437.43	60,963.98	27,192.75	30.15
420 CONTRACTED PROJECTS FUND 420	6400 INSTRUCTIONAL STAFF TRAINING	360 RENTALS	2015	46,800.00	0.00	39,462.50	10,900.00	11,900.00	11,900.00	-4,562.50	0.00
420 CONTRACTED PROJECTS FUND 420	6400 INSTRUCTIONAL STAFF TRAINING	390 OTHER PURCHASED SERVICES	2015	112,268.28	0.00	11,833.00	1,500.00	4,812.07	53,391.45	47,043.83	41.90
420 CONTRACTED PROJECTS FUND 420	6400 INSTRUCTIONAL STAFF TRAINING	391 SUBAWRDS 1ST 25,000 OTHR PURCHD	2015	61,000.00	0.00	0.00	500.00	500.00	500.00	60,500.00	99.18
420 CONTRACTED PROJECTS FUND 420	6400 INSTRUCTIONAL STAFF TRAINING	392 SUBAWRDS IN EXCESS OF 25,000	2015	230,649.00	0.00	0.00	0.00	0.00	0.00	230,649.00	100.00
420 CONTRACTED PROJECTS FUND 420	6400 INSTRUCTIONAL STAFF TRAINING	450 GASOLINE	2015	0.00	0.00	0.00	0.00	0.00	82.02	-82.02	0.00
420 CONTRACTED PROJECTS FUND 420	6400 INSTRUCTIONAL STAFF TRAINING	510 SUPPLIES	2015	225,267.72	0.00	92.00	0.00	0.00	16,612.82	208,562.90	92.58
420 CONTRACTED PROJECTS FUND 420	6400 INSTRUCTIONAL STAFF TRAINING	643 COMPUTER EQUIP-MORE THAN \$750	2015	1,556.00	0.00	0.00	0.00	0.00	1,556.00	0.00	0.00
420 CONTRACTED PROJECTS FUND 420	6400 INSTRUCTIONAL STAFF TRAINING	644 COMPUTER EQUIP-LESS THAN \$750	2015	0.00	0.00	0.00	0.00	0.00	1,168.00	-1,168.00	0.00
420 CONTRACTED PROJECTS FUND 420	6400 INSTRUCTIONAL STAFF TRAINING	730 DUES AND FEES	2015	62,414.00	0.00	2,189.00	2,139.98	13,390.81	50,863.81	9,361.19	15.00
420 CONTRACTED PROJECTS FUND 420	6500 INSTRUCTION RELATED TECHNOLOGY	160 OTHER SUPPORT PERSONNEL-REG PY	2015	38,500.00	0.00	0.00	0.00	0.00	0.00	38,500.00	100.00
420 CONTRACTED PROJECTS FUND 420	6500 INSTRUCTION RELATED TECHNOLOGY	210 RETIREMENT	2015	3,795.00	0.00	0.00	0.00	0.00	0.00	3,795.00	100.00
420 CONTRACTED PROJECTS FUND 420	6500 INSTRUCTION RELATED TECHNOLOGY	220 SOCIAL SECURITY	2015	2,948.00	0.00	0.00	0.00	0.00	0.00	2,948.00	100.00
420 CONTRACTED PROJECTS FUND 420	6500 INSTRUCTION RELATED TECHNOLOGY	230 BOARD MEDICAL & DENTAL INS	2015	4,499.00	0.00	0.00	0.00	0.00	0.00	4,499.00	100.00
420 CONTRACTED PROJECTS FUND 420	6500 INSTRUCTION RELATED TECHNOLOGY	232 BOARD TERM LIFE INSURANCE	2015	220.00	0.00	0.00	0.00	0.00	0.00	220.00	100.00

420 CONTRACTED PROJECTS FUND 420	6500 INSTRUCTION RELATED TECHNOLOGY	240 WORKERS COMPENSATION	2015	517.00	0.00	0.00	0.00	0.00	0.00	517.00	100.00
420 CONTRACTED PROJECTS FUND 420	6500 INSTRUCTION RELATED TECHNOLOGY	310 PROFESSIONAL AND TECHNICAL	2015	0.00	0.00	0.00	0.00	0.00	6,615.00	-6,615.00	0.00
420 CONTRACTED PROJECTS FUND 420	6500 INSTRUCTION RELATED TECHNOLOGY	311 SUBAWARD UNDER SUBAGREE \$25K	2015	22,913.00	0.00	2,750.00	2,225.00	5,837.50	22,250.00	-2,087.00	0.00
420 CONTRACTED PROJECTS FUND 420	6500 INSTRUCTION RELATED TECHNOLOGY	312 SBWARD UND SBAGREE EXCESS 25K	2015	22,913.00	0.00	2,750.00	2,225.00	5,837.50	22,250.00	-2,087.00	0.00
420 CONTRACTED PROJECTS FUND 420	6500 INSTRUCTION RELATED TECHNOLOGY	330 TRAVEL	2015	1,700.00	0.00	0.00	0.00	0.00	1,916.87	-216.87	0.00
420 CONTRACTED PROJECTS FUND 420	6500 INSTRUCTION RELATED TECHNOLOGY	390 OTHER PURCHASED SERVICES	2015	5,000.00	0.00	0.00	0.00	0.00	0.00	5,000.00	100.00
420 CONTRACTED PROJECTS FUND 420	6500 INSTRUCTION RELATED TECHNOLOGY	641 FURN, FIXT, EQUIP- MORE THAN \$750	2015	0.00	0.00	0.00	0.00	0.00	13,200.00	-13,200.00	0.00
420 CONTRACTED PROJECTS FUND 420	6500 INSTRUCTION RELATED TECHNOLOGY	644 COMPUTER EQUIP-LESS THAN \$750	2015	13,500.00	0.00	0.00	0.00	0.00	0.00	13,500.00	100.00
420 CONTRACTED PROJECTS FUND 420	7200 GENERAL ADMINISTRATION	160 OTHER SUPPORT PERSONNEL-REG PY	2015	2,600.00	0.00	0.00	0.00	0.00	16,045.98	-13,445.98	0.00
420 CONTRACTED PROJECTS FUND 420	7200 GENERAL ADMINISTRATION	210 RETIREMENT	2015	500.00	0.00	0.00	0.00	0.00	2,066.73	-1,566.73	0.00
420 CONTRACTED PROJECTS FUND 420	7200 GENERAL ADMINISTRATION	220 SOCIAL SECURITY	2015	250.00	0.00	0.00	0.00	0.00	1,144.52	-894.52	0.00
420 CONTRACTED PROJECTS FUND 420	7200 GENERAL ADMINISTRATION	230 BOARD MEDICAL & DENTAL INS	2015	500.00	0.00	0.00	0.00	0.00	1,953.06	-1,453.06	0.00
420 CONTRACTED PROJECTS FUND 420	7200 GENERAL ADMINISTRATION	232 BOARD TERM LIFE INSURANCE	2015	50.00	0.00	0.00	0.00	0.00	48.72	1.28	2.56
420 CONTRACTED PROJECTS FUND 420	7200 GENERAL ADMINISTRATION	240 WORKERS COMPENSATION	2015	50.00	0.00	0.00	0.00	0.00	81.83	-31.83	0.00
420 CONTRACTED PROJECTS FUND 420	7200 GENERAL ADMINISTRATION	370 COMMUNICATIONS	2015	16,000.00	0.00	0.00	0.00	108.21	969.18	15,030.82	93.94
420 CONTRACTED PROJECTS FUND 420	7200 GENERAL ADMINISTRATION	510 SUPPLIES	2015	182.63	0.00	182.63	0.00	0.00	0.00	0.00	0.00
420 CONTRACTED PROJECTS FUND 420	7200 GENERAL ADMINISTRATION	790 MISCELLANEOUS	2015	3,764.08	0.00	0.00	1,243.00	1,385.17	24,626.35	-20,862.27	0.00
420 CONTRACTED PROJECTS FUND 420	7200 GENERAL ADMINISTRATION	791 FEDERAL INDIRECT COSTS	2015	281,643.58	0.00	0.00	0.00	151,260.55	164,891.91	116,751.67	41.45
420 CONTRACTED PROJECTS FUND 420	7300 SCHOOL ADMINISTRATION	110 ADMINISTRATION- REGULAR PAY	2015	-2.00	0.00	0.00	0.00	0.00	0.00	-2.00	0.00
420 CONTRACTED PROJECTS FUND 420	7300 SCHOOL ADMINISTRATION	112 ADMINISTRATION- INSERVICE	2015	3,441.37	0.00	0.00	0.00	0.00	2,728.10	713.27	20.73
420 CONTRACTED PROJECTS FUND 420	7300 SCHOOL ADMINISTRATION	160 OTHER SUPPORT PERSONNEL-REG PY	2015	18,583.93	2,058.39	0.00	0.00	4,116.78	20,546.85	-4,021.31	0.00
420 CONTRACTED PROJECTS FUND 420	7300 SCHOOL ADMINISTRATION	210 RETIREMENT	2015	1,344.96	149.44	0.00	0.00	298.88	1,491.71	-296.19	0.00

420 CONTRACTED PROJECTS FUND 420	7300 SCHOOL ADMINISTRATION	220 SOCIAL SECURITY	2015	1,584.00	157.47	0.00	0.00	273.54	1,618.88	-192.35	0.00
420 CONTRACTED PROJECTS FUND 420	7300 SCHOOL ADMINISTRATION	230 BOARD MEDICAL & DENTAL INS	2015	3,767.17	399.02	0.00	0.00	798.04	4,134.05	-765.90	0.00
420 CONTRACTED PROJECTS FUND 420	7300 SCHOOL ADMINISTRATION	232 BOARD TERM LIFE INSURANCE	2015	78.36	6.24	0.00	0.00	12.48	48.62	23.50	29.99
420 CONTRACTED PROJECTS FUND 420	7300 SCHOOL ADMINISTRATION	240 WORKERS COMPENSATION	2015	158.91	10.50	0.00	0.00	21.00	118.73	29.68	18.68
420 CONTRACTED PROJECTS FUND 420	7300 SCHOOL ADMINISTRATION	510 SUPPLIES	2015	0.00	0.00	0.00	0.00	0.00	150.00	-150.00	0.00
420 CONTRACTED PROJECTS FUND 420	7300 SCHOOL ADMINISTRATION	640 FURNITURE, FIXTURES & EQPT	2015	62.00	0.00	0.00	0.00	0.00	0.00	62.00	100.00
420 CONTRACTED PROJECTS FUND 420	7300 SCHOOL ADMINISTRATION	730 DUES AND FEES	2015	300.00	0.00	0.00	0.00	0.00	175.00	125.00	41.67
420 CONTRACTED PROJECTS FUND 420	7400 FACILITIES ACQ & CONSTRUCTION	310 PROFESSIONAL AND TECHNICAL	2015	0.00	0.00	0.00	0.00	0.00	24,699.14	-24,699.14	0.00
420 CONTRACTED PROJECTS FUND 420	7400 FACILITIES ACQ & CONSTRUCTION	311 SUBAWARD UNDER SUBAGREE \$25K	2015	0.00	0.00	0.00	0.00	0.00	10,738.50	-10,738.50	0.00
420 CONTRACTED PROJECTS FUND 420	7400 FACILITIES ACQ & CONSTRUCTION	390 OTHER PURCHASED SERVICES	2015	0.00	0.00	0.00	0.00	0.00	12,258.84	-12,258.84	0.00
420 CONTRACTED PROJECTS FUND 420	7400 FACILITIES ACQ & CONSTRUCTION	630 BUILDINGS AND FIXED EQUIPMENT	2015	0.00	0.00	0.00	0.00	0.00	67,147.14	-67,147.14	0.00
420 CONTRACTED PROJECTS FUND 420	7400 FACILITIES ACQ & CONSTRUCTION	643 COMPUTER EQUIP-MORE THAN \$750	2015	0.00	0.00	0.00	0.00	0.00	10,167.45	-10,167.45	0.00
420 CONTRACTED PROJECTS FUND 420	7400 FACILITIES ACQ & CONSTRUCTION	644 COMPUTER EQUIP-LESS THAN \$750	2015	0.00	0.00	0.00	0.00	0.00	1,372.70	-1,372.70	0.00
420 CONTRACTED PROJECTS FUND 420	7400 FACILITIES ACQ & CONSTRUCTION	671 CAPTLZD IMPRT OTHER THAN BLDGS	2015	2,700.00	0.00	1,945.00	0.00	630.00	10,208.81	-9,453.81	0.00
420 CONTRACTED PROJECTS FUND 420	7400 FACILITIES ACQ & CONSTRUCTION	680 REMODELING	2015	0.00	0.00	0.00	0.00	0.00	64,080.65	-64,080.65	0.00
420 CONTRACTED PROJECTS FUND 420	7400 FACILITIES ACQ & CONSTRUCTION	681 CAPITALIZ REMODEL & RENOVATION	2015	61,000.00	0.00	17,863.00	0.00	0.00	18,162.00	24,975.00	40.94
420 CONTRACTED PROJECTS FUND 420	7600 FOOD SERVICE	140 SUBSTITUTES	2015	4,000.00	0.00	0.00	60.38	229.46	6,733.88	-2,733.88	0.00
420 CONTRACTED PROJECTS FUND 420	7600 FOOD SERVICE	160 OTHER SUPPORT PERSONNEL-REG PY	2015	0.00	0.00	0.00	1,674.84	3,618.60	4,498.80	-4,498.80	0.00
420 CONTRACTED PROJECTS FUND 420	7600 FOOD SERVICE	210 RETIREMENT	2015	1,500.00	0.00	0.00	121.59	262.71	326.61	1,173.39	78.23
420 CONTRACTED PROJECTS FUND 420	7600 FOOD SERVICE	220 SOCIAL SECURITY	2015	550.00	0.00	0.00	132.75	294.38	859.31	-309.31	0.00
420 CONTRACTED PROJECTS FUND 420	7600 FOOD SERVICE	240 WORKERS COMPENSATION	2015	955.00	0.00	0.00	77.22	171.24	499.86	455.14	47.66
420 CONTRACTED PROJECTS FUND 420	7700 CENTRAL SERVICES	110 ADMINISTRATION- REGULAR PAY	2015	45,875.00	5,763.80	0.00	0.00	11,750.00	72,720.00	-32,608.80	0.00
420	7700 CENTRAL SERVICES	160 OTHER SUPPORT	2015	47,412.00	1,970.91	0.00	0.00	3,941.72	21,679.46	23,761.63	50.12

CONTRACTED PROJECTS FUND 420		PERSONNEL-REG PY										
420 CONTRACTED PROJECTS FUND 420	7700 CENTRAL SERVICES	161 OTHER SUPPORT-MISC EARNINGS	2015	24,755.00	0.00	0.00	0.00	2,266.17	5,323.43	19,431.57	78.50	
420 CONTRACTED PROJECTS FUND 420	7700 CENTRAL SERVICES	162 OTHER SUPPORT PERSONL INSERVIC	2015	0.00	0.00	0.00	0.00	0.00	750.00	-750.00	0.00	
420 CONTRACTED PROJECTS FUND 420	7700 CENTRAL SERVICES	168 OTHER SUPPORT PERS-SUMMER SCH	2015	1,080.00	0.00	0.00	0.00	0.00	0.00	1,080.00	100.00	
420 CONTRACTED PROJECTS FUND 420	7700 CENTRAL SERVICES	210 RETIREMENT	2015	9,879.00	885.47	0.00	0.00	1,993.65	11,409.29	-2,415.76	0.00	
420 CONTRACTED PROJECTS FUND 420	7700 CENTRAL SERVICES	220 SOCIAL SECURITY	2015	8,525.00	591.72	0.00	0.00	1,244.52	6,887.13	1,046.15	12.27	
420 CONTRACTED PROJECTS FUND 420	7700 CENTRAL SERVICES	230 BOARD MEDICAL & DENTAL INS	2015	12,319.00	798.04	0.00	0.00	1,596.08	9,534.92	1,986.04	16.12	
420 CONTRACTED PROJECTS FUND 420	7700 CENTRAL SERVICES	232 BOARD TERM LIFE INSURANCE	2015	326.00	22.80	0.00	0.00	45.60	294.32	8.88	2.72	
420 CONTRACTED PROJECTS FUND 420	7700 CENTRAL SERVICES	240 WORKERS COMPENSATION	2015	1,139.00	39.45	0.00	0.00	91.57	511.92	587.63	51.59	
420 CONTRACTED PROJECTS FUND 420	7700 CENTRAL SERVICES	330 TRAVEL	2015	29,681.00	0.00	0.00	0.00	0.00	875.25	28,805.75	97.05	
420 CONTRACTED PROJECTS FUND 420	7700 CENTRAL SERVICES	360 RENTALS	2015	0.00	0.00	0.00	0.00	0.00	3,698.30	-3,698.30	0.00	
420 CONTRACTED PROJECTS FUND 420	7700 CENTRAL SERVICES	510 SUPPLIES	2015	32,649.69	0.00	0.00	0.00	0.00	0.00	32,649.69	100.00	
420 CONTRACTED PROJECTS FUND 420	7700 CENTRAL SERVICES	730 DUES AND FEES	2015	15,300.00	0.00	0.00	0.00	0.00	2,655.00	12,645.00	82.65	
420 CONTRACTED PROJECTS FUND 420	7710 PLAN,RESEARCH,DEVL&EVAL SVCS	310 PROFESSIONAL AND TECHNICAL	2015	18,685.00	0.00	0.00	0.00	0.00	1,784.00	16,901.00	90.45	
420 CONTRACTED PROJECTS FUND 420	7800 PUPIL TRANSPORATION SERVICES	140 SUBSTITUTES	2015	2,750.00	0.00	0.00	405.00	495.00	3,328.50	-578.50	0.00	
420 CONTRACTED PROJECTS FUND 420	7800 PUPIL TRANSPORATION SERVICES	160 OTHER SUPPORT PERSONNEL-REG PY	2015	21,900.00	0.00	0.00	3,331.57	6,445.91	20,383.84	1,516.16	6.92	
420 CONTRACTED PROJECTS FUND 420	7800 PUPIL TRANSPORATION SERVICES	161 OTHER SUPPORT-MISC EARNINGS	2015	123,631.50	0.00	0.00	4,656.75	18,482.09	59,735.31	63,896.19	51.68	
420 CONTRACTED PROJECTS FUND 420	7800 PUPIL TRANSPORATION SERVICES	162 OTHER SUPPORT PERSONL INSERVIC	2015	400.00	0.00	0.00	0.00	0.00	276.53	123.47	30.87	
420 CONTRACTED PROJECTS FUND 420	7800 PUPIL TRANSPORATION SERVICES	168 OTHER SUPPORT PERS-SUMMER SCH	2015	0.00	0.00	0.00	0.00	0.00	4,680.00	-4,680.00	0.00	
420 CONTRACTED PROJECTS FUND 420	7800 PUPIL TRANSPORATION SERVICES	210 RETIREMENT	2015	13,542.40	0.00	0.00	600.22	1,859.04	6,376.03	7,166.37	52.92	
420 CONTRACTED PROJECTS FUND 420	7800 PUPIL TRANSPORATION SERVICES	220 SOCIAL SECURITY	2015	10,834.75	0.00	0.00	568.91	1,749.16	6,151.05	4,683.70	43.23	
420 CONTRACTED PROJECTS FUND 420	7800 PUPIL TRANSPORATION SERVICES	230 BOARD MEDICAL & DENTAL INS	2015	6,700.00	0.00	0.00	1,613.77	3,245.23	9,642.51	-2,942.51	0.00	
420	7800 PUPIL TRANSPORATION	232 BOARD TERM LIFE	2015	50.00	0.00	0.00	6.70	14.44	45.40	4.60	9.20	

CONTRACTED PROJECTS FUND 420	SERVICES	INSURANCE										
420 CONTRACTED PROJECTS FUND 420	7800 PUPIL TRANSPORTATION SERVICES	240 WORKERS COMPENSATION	2015	2,751.88	0.00	0.00	384.22	1,209.72	4,092.65	-1,340.77	0.00	
420 CONTRACTED PROJECTS FUND 420	7800 PUPIL TRANSPORTATION SERVICES	330 TRAVEL	2015	102.50	0.00	0.00	0.00	-35.00	82.50	20.00	19.51	
420 CONTRACTED PROJECTS FUND 420	7800 PUPIL TRANSPORTATION SERVICES	350 REPAIRS AND MAINTENANCE	2015	0.00	0.00	0.00	0.00	0.00	104.00	-104.00	0.00	
420 CONTRACTED PROJECTS FUND 420	7800 PUPIL TRANSPORTATION SERVICES	390 OTHER PURCHASED SERVICES	2015	414,553.15	0.00	0.00	0.00	0.00	70,414.65	344,138.50	83.01	
420 CONTRACTED PROJECTS FUND 420	7800 PUPIL TRANSPORTATION SERVICES	391 SUBAWDS 1ST 25,000 OTHR PURCHD	2015	1,940.00	0.00	0.00	0.00	0.00	0.00	1,940.00	100.00	
420 CONTRACTED PROJECTS FUND 420	7800 PUPIL TRANSPORTATION SERVICES	550 REPAIR PARTS	2015	0.00	0.00	0.00	0.00	0.00	673.61	-673.61	0.00	
420 CONTRACTED PROJECTS FUND 420	7900 OPERATION OF PLANT	160 OTHER SUPPORT PERSONNEL-REG PY	2015	0.00	0.00	0.00	0.00	0.00	3,627.58	-3,627.58	0.00	
420 CONTRACTED PROJECTS FUND 420	7900 OPERATION OF PLANT	161 OTHER SUPPORT-MISC EARNINGS	2015	29,700.00	0.00	0.00	332.56	5,891.00	22,926.19	6,773.81	22.81	
420 CONTRACTED PROJECTS FUND 420	7900 OPERATION OF PLANT	168 OTHER SUPPORT PERS-SUMMER SCH	2015	0.00	0.00	0.00	0.00	0.00	578.19	-578.19	0.00	
420 CONTRACTED PROJECTS FUND 420	7900 OPERATION OF PLANT	210 RETIREMENT	2015	4,150.41	0.00	0.00	24.14	427.67	1,969.74	2,180.67	52.54	
420 CONTRACTED PROJECTS FUND 420	7900 OPERATION OF PLANT	220 SOCIAL SECURITY	2015	2,499.87	0.00	0.00	18.57	392.66	1,846.81	653.06	26.12	
420 CONTRACTED PROJECTS FUND 420	7900 OPERATION OF PLANT	230 BOARD MEDICAL & DENTAL INS	2015	0.00	0.00	0.00	0.00	0.00	733.76	-733.76	0.00	
420 CONTRACTED PROJECTS FUND 420	7900 OPERATION OF PLANT	232 BOARD TERM LIFE INSURANCE	2015	0.00	0.00	0.00	0.00	0.00	11.44	-11.44	0.00	
420 CONTRACTED PROJECTS FUND 420	7900 OPERATION OF PLANT	240 WORKERS COMPENSATION	2015	502.42	0.00	0.00	15.23	262.57	1,217.23	-714.81	0.00	
420 CONTRACTED PROJECTS FUND 420	7900 OPERATION OF PLANT	350 REPAIRS AND MAINTENANCE	2015	9,300.00	0.00	5,020.00	520.00	2,142.95	7,261.80	-2,981.80	0.00	
420 CONTRACTED PROJECTS FUND 420	7900 OPERATION OF PLANT	360 RENTALS	2015	20,569.76	0.00	18,864.61	0.00	57.50	17,569.31	-15,864.16	0.00	
420 CONTRACTED PROJECTS FUND 420	7900 OPERATION OF PLANT	370 COMMUNICATIONS	2015	3,600.00	0.00	0.00	224.48	1,048.76	3,841.73	-241.73	0.00	
420 CONTRACTED PROJECTS FUND 420	7900 OPERATION OF PLANT	381 GARBAGE	2015	2,500.00	0.00	0.00	190.53	1,474.40	2,967.51	-467.51	0.00	
420 CONTRACTED PROJECTS FUND 420	7900 OPERATION OF PLANT	390 OTHER PURCHASED SERVICES	2015	49,224.00	0.00	7,443.74	4,295.00	6,022.54	19,234.54	22,545.72	45.80	
420 CONTRACTED PROJECTS FUND 420	7900 OPERATION OF PLANT	430 ELECTRICITY	2015	3,500.00	0.00	0.00	565.62	1,073.25	6,017.50	-2,517.50	0.00	
420 CONTRACTED PROJECTS FUND 420	7900 OPERATION OF PLANT	510 SUPPLIES	2015	500.00	0.00	0.00	99.66	99.66	99.66	400.34	80.07	
420 CONTRACTED PROJECTS FUND 420	7900 OPERATION OF PLANT	671 CAPTLZD IMPRT OTHER THAN BLDGS	2015	0.00	0.00	0.00	0.00	0.00	3,539.00	-3,539.00	0.00	

PROJECTS FUND 420												
420 CONTRACTED PROJECTS FUND 420	7900 OPERATION OF PLANT	791 FEDERAL INDIRECT COSTS	2015	137.31	0.00	0.00	0.00	0.00	0.00	137.31	100.00	
420 CONTRACTED PROJECTS FUND 420	8100 MAINTENANCE OF PLANT	161 OTHER SUPPORT-MISC EARNINGS	2015	0.00	0.00	0.00	0.00	0.00	1,049.34	-1,049.34	0.00	
420 CONTRACTED PROJECTS FUND 420	8100 MAINTENANCE OF PLANT	210 RETIREMENT	2015	0.00	0.00	0.00	0.00	0.00	76.18	-76.18	0.00	
420 CONTRACTED PROJECTS FUND 420	8100 MAINTENANCE OF PLANT	220 SOCIAL SECURITY	2015	0.00	0.00	0.00	0.00	0.00	71.17	-71.17	0.00	
420 CONTRACTED PROJECTS FUND 420	8100 MAINTENANCE OF PLANT	240 WORKERS COMPENSATION	2015	0.00	0.00	0.00	0.00	0.00	10.64	-10.64	0.00	
420 CONTRACTED PROJECTS FUND 420	8100 MAINTENANCE OF PLANT	390 OTHER PURCHASED SERVICES	2015	1,500.00	0.00	0.00	0.00	0.00	1,316.25	183.75	12.25	
420 CONTRACTED PROJECTS FUND 420	8100 MAINTENANCE OF PLANT	630 BUILDINGS AND FIXED EQUIPMENT	2015	0.00	0.00	0.00	0.00	0.00	2,500.00	-2,500.00	0.00	
420 CONTRACTED PROJECTS FUND 420	8200 ADMIN. TECHNOLOGY SERVICES	162 OTHER SUPPORT PERSONL INSERVIC	2015	0.00	0.00	0.00	0.00	-1,000.00	0.00	0.00	0.00	
420 CONTRACTED PROJECTS FUND 420	8200 ADMIN. TECHNOLOGY SERVICES	220 SOCIAL SECURITY	2015	0.00	0.00	0.00	0.00	-76.50	0.00	0.00	0.00	
420 CONTRACTED PROJECTS FUND 420	8200 ADMIN. TECHNOLOGY SERVICES	240 WORKERS COMPENSATION	2015	0.00	0.00	0.00	0.00	-5.10	0.00	0.00	0.00	
420 CONTRACTED PROJECTS FUND 420	8200 ADMIN. TECHNOLOGY SERVICES	360 RENTALS	2015	0.00	0.00	0.00	0.00	-1,553.71	5,910.66	-5,910.66	0.00	
420 CONTRACTED PROJECTS FUND 420	8200 ADMIN. TECHNOLOGY SERVICES	644 COMPUTER EQUIP-LESS THAN \$750	2015	0.00	0.00	0.00	0.00	-27,301.05	0.00	0.00	0.00	
420 CONTRACTED PROJECTS FUND 420	9100 COMMUNITY SERVICES	160 OTHER SUPPORT PERSONNEL-REG PY	2015	29,000.00	3,458.11	0.00	3,458.08	10,374.24	38,038.88	-12,496.99	0.00	
420 CONTRACTED PROJECTS FUND 420	9100 COMMUNITY SERVICES	210 RETIREMENT	2015	3,600.00	445.41	0.00	445.40	1,336.20	4,899.40	-1,744.81	0.00	
420 CONTRACTED PROJECTS FUND 420	9100 COMMUNITY SERVICES	220 SOCIAL SECURITY	2015	2,100.00	264.54	0.00	252.06	756.18	2,780.77	-945.31	0.00	
420 CONTRACTED PROJECTS FUND 420	9100 COMMUNITY SERVICES	230 BOARD MEDICAL & DENTAL INS	2015	2,800.00	339.17	0.00	339.17	1,017.51	3,676.23	-1,215.40	0.00	
420 CONTRACTED PROJECTS FUND 420	9100 COMMUNITY SERVICES	232 BOARD TERM LIFE INSURANCE	2015	100.00	10.00	0.00	10.00	30.00	108.66	-18.66	0.00	
420 CONTRACTED PROJECTS FUND 420	9100 COMMUNITY SERVICES	240 WORKERS COMPENSATION	2015	250.00	17.64	0.00	17.64	52.92	194.04	38.32	15.33	
420 CONTRACTED PROJECTS FUND 420	9700 TRANSFER OF FUNDS	910 TRANSFERS TO GENERAL FUND	2015	0.00	0.00	0.00	0.00	0.00	-112,325.00	112,325.00	0.00	
434 ARRA RACE TO THE TOP	5100 INSTRUCTIONAL K-12	510 SUPPLIES	2015	2,510.32	0.00	0.00	0.00	0.00	0.00	2,510.32	100.00	
434 ARRA RACE TO THE TOP	6100 PUPIL PERSONNEL SERVICE	330 TRAVEL	2015	0.00	0.00	0.00	0.00	0.00	-1,667.00	1,667.00	0.00	
434 ARRA RACE TO THE TOP	6400 INSTRUCTIONAL STAFF TRAINING	510 SUPPLIES	2015	1,159.28	0.00	0.00	0.00	0.00	0.00	1,159.28	100.00	
434 ARRA RACE TO THE TOP	6400 INSTRUCTIONAL STAFF TRAINING	641 FURN, FIXT, EQUIP- MORE THAN \$750	2015	0.00	0.00	0.00	0.00	0.00	341.18	-341.18	0.00	
434 ARRA RACE TO THE TOP	6400 INSTRUCTIONAL STAFF TRAINING	644 COMPUTER EQUIP-LESS THAN	2015	5,741.00	0.00	0.00	0.00	0.00	-341.18	6,082.18	105.94	

		\$750										
434 ARRA RACE TO THE TOP	6500 INSTRUCTION RELATED TECHNOLOGY	360 RENTALS	2015	5,940.00	0.00	0.00	0.00	0.00	0.00	0.00	5,940.00	100.00
434 ARRA RACE TO THE TOP	6500 INSTRUCTION RELATED TECHNOLOGY	390 OTHER PURCHASED SERVICES	2015	28,746.88	0.00	0.00	0.00	0.00	0.00	0.00	28,746.88	100.00
434 ARRA RACE TO THE TOP	6500 INSTRUCTION RELATED TECHNOLOGY	510 SUPPLIES	2015	896.00	0.00	0.00	0.00	0.00	0.00	0.00	896.00	100.00
434 ARRA RACE TO THE TOP	6500 INSTRUCTION RELATED TECHNOLOGY	641 FURN, FIXT, EQUIP-MORE THAN \$750	2015	13,200.00	0.00	0.00	0.00	0.00	0.00	0.00	13,200.00	100.00
434 ARRA RACE TO THE TOP	6500 INSTRUCTION RELATED TECHNOLOGY	643 COMPUTER EQUIP-MORE THAN \$750	2015	11,437.50	0.00	0.00	0.00	0.00	0.00	0.00	11,437.50	100.00
434 ARRA RACE TO THE TOP	6500 INSTRUCTION RELATED TECHNOLOGY	644 COMPUTER EQUIP-LESS THAN \$750	2015	208,137.63	0.00	0.00	0.00	0.00	0.00	0.00	208,137.63	100.00
434 ARRA RACE TO THE TOP	7200 GENERAL ADMINISTRATION	791 FEDERAL INDIRECT COSTS	2015	-203.87	0.00	0.00	0.00	0.00	0.00	-334.64	130.77	0.00
434 ARRA RACE TO THE TOP	8200 ADMIN. TECHNOLOGY SERVICES	330 TRAVEL	2015	210.78	0.00	0.00	0.00	0.00	0.00	0.00	210.78	100.00
434 ARRA RACE TO THE TOP	8200 ADMIN. TECHNOLOGY SERVICES	791 FEDERAL INDIRECT COSTS	2015	-130.77	0.00	0.00	0.00	0.00	0.00	0.00	-130.77	0.00
			Page Totals	18,232,653.06	967,219.44	51,981.87	2,465,757.48	5,348,994.56	16,062,791.50	1,158,660.25	6.31	
			Grand Totals	65,173,862.21	2,487,658.61	2,064,378.13	6,033,288.73	16,305,925.33	54,253,853.76	6,447,971.71	9.89	



Shirley Alday <aldays@gcpsmail.com>

Milk Agreement 2015-16 SY - Summer Feed Pricing

2 messages

Lynda Anderson <lynda.anderson@bordendairy.com>
To: Shirley Alday <aldays@gcpsmail.com>

Thu, Apr 21, 2016 at 12:15 PM

Borden Dairy agrees to honor current pricing through the end of the summer feed program for school year 2015/16.

"July"
20,000 lb
9,015.84
spent

Lynda Anderson

Borden Dairy of Alabama

334-792-5114 Ext. 235

800-239-5114 Ext. 235



Paula Milton

Shirley Alday <aldays@gcpsmail.com>
To: Lynda Anderson <lynda.anderson@bordendairy.com>

Thu, Apr 21, 2016 at 1:59 PM

Thanks

—
Thank you,

Shirley Alday
Finance Dept. - Purchasing
Food Service - A/P, Purchasing
School Board of Gadsden County, Florida

aldays@gcpsmail.com



Shirley Alday <aldays@gcpsmail.com>

Milk Agreement 2015-16 SY

8 messages

Shirley Alday <aldays@gcpsmail.com>

Tue, Jun 30, 2015 at 2:11 PM

To: "Anderson, Lynda {BORDEN}" <lynda.anderson@bordendairy.com>

Cc: Kim Ferree <ferreek@gcpsmail.com>, Paula Milton <miltonp@gcpsmail.com>

Please be advised what we are in agreement with Calhoun County and Borden to piggyback off Calhoun County Bid Contract for Fluid Milk - July, 1 2015– June 30, 2015.

Thank you for the OFF BID Quote for Fluid Milk, 1% 1 gallon \$3.80
Buttermilk 1/2 gallon \$1.80 minimal use for cooking.

We are closing 2014-15 and opening 2015-16. Purchase orders will be out ASAP.

Thank you,

Shirley Alday

Finance Dept. - Purchasing

Food Service - A/P, Purchasing

School Board of Gadsden County, Florida

aldays@gcpsmail.com

phone 850-627-9651 ext. 1287

fax 850-627-5357

Anderson, Lynda {BORDEN} <lynda.anderson@bordendairy.com>

Wed, Jul 15, 2015 at 3:01 PM

To: Shirley Alday <aldays@gcpsmail.com>

Can you send me a calendar for next year?

Lynda Anderson

Borden Dairy of Alabama

334-792-5114 Ext. 235

State Tax Exemption # 85-8012621915C-2
 Federal Employer Identification # 59-6000615

Purchase Order

Standard - Creative Initiatives for
 Students & Families

198103

06/01/2016

Order Contact: Dana Martin
 Order Contact: Rose Raynak


Checked box indicates order must be fully received and invoiced by 06/30/2016.
 Cancellations must be in writing. No backorders without buyer approval.

All invoices, statements, and correspondence
 must be mailed to the billing address below.

Vendor (VC18460000)	Ship To	Bill To
CREATIVE INIT. FOR STU & FAM 216 N ADAMS STREET QUINCY, FL 32351	FED PRGMS-SCHOOL BOARD GADSDEN 35 MARTIN LUTHER KING JR BLVD QUINCY, FL 32351	GADSDEN COUNTY SCHOOLS 35 MARTIN L KING, JR. BLVD QUINCY, FL 32351 850-627-9651

Item #	Description	Quantity	UOM	Unit Price	Amount
	Provide summer tutoring for at-risk children who are not being served under other summer programs	1		10,944.00	10,944.00
Total					10,944.00

Fund	Function	Object	Facility	Project	Program	Amount
420	5900	390	0201	4221260		3,264.00
420	5900	128	0201	4221260		7,680.00



Superintendent

Terms:

Need to take to
 Board as an
 informational
 item.

State Tax Exemption # 85-8012621915C-2
 Federal Employer Identification # 59-6000615

Purchase Order

Standard - Rosetta Stone (Galloway)

198058
 05/19/2016

Order Contact: Dana Martin
 Order Contact: Rose Raynak


Checked box indicates order must be fully received and invoiced by 06/30/2016.
 Cancellations must be in writing. No backorders without buyer approval.

All invoices, statements, and correspondence must be mailed to the billing address below.

Vendor (VR08220000)	Ship To	Bill To
ROSETTA STONE INC. 135 W MARKET ST HARRISONBURG, VA 22801	FED PRGMS-SCHOOL BOARD GADSDEN 35 MARTIN LUTHER KING JR BLVD QUINCY, FL 32351	GADSDEN COUNTY SCHOOLS 35 MARTIN L KING, JR. BLVD QUINCY, FL 32351 850-627-9651

Item # Description	Quantity	UOM	Unit Price	Amount
Online Professional Development	1		500.00	500.00
Licenses for Rosetta Stone Foundations for K-12 (Silver) for online access to language lessons and solo activities and stories. Quote #05162016ED00036936	100	per license	109.00	10,900.00
Total				11,400.00

Fund	Function	Object	Facility	Project	Program	Amount
420	6400	360	9050	4221265		10,900.00
420	6400	391	9050	4221265		500.00



 Superintendent

Terms:

State Tax Exemption # 85-

8012621915C-2

Federal Employer Identification # 59-

6000615

Purchase Order

Standard - engine 2009-22

198131

06/14/2016


Checked box indicates order must be fully received and invoiced by 06/30/2016.
Cancellations must be in writing. No backorders without buyer approval.

All invoices, statements, and correspondence must be mailed to the billing address below.

Vendor (VW02890000)	Ship To	Bill To
WARD INTERNATIONAL TRUCK, INC. P O BOX 5375 MOBILE, AL 36605	TRANS.DEPT-SCHOOL BD GADSDEN 720 SOUTH STEWART ST QUINCY, FL 32351	GADSDEN COUNTY SCHOOLS 35 MARTIN L KING, JR. BLVD QUINCY, FL 32351 850-627-9651

Item #	Description	Quantity	UOM	Unit Price	Amount
	ENGINE	1	EA	11,100.00	11,100.00
	TURBO	1	EA	2,321.13	2,321.13
	AIR COMPRESSOR	1	EA	1,057.40	1,057.40
	MISC SUPPLIES	1	EA	500.00	500.00
Total					14,978.53

Fund	Function	Object	Facility	Project	Program	Amount
110	7800	550	9003	1109990		14,978.53



Superintendent

Comments for vendor:

Terms:

THE SCHOOL BOARD OF GADSDEN COUNTY

DATE

PURCHASE ORDER NO.

02/19/16




35 MARTIN LUTHER KING, JR., BLVD. QUINCY, FLORIDA 32351
 PHONE (850) 627-9651 FAX (850) 627-2760
www.gcps.k12.fl.us

188877

FL SALES TAX EXEMPTION # 85-8012621915C-2

FEDERAL ID # 59-6000615

VENDOR VI01610000	SHIP TO THIS ADDRESS
PARENTS K12 6494 HEATHER GLEN WAY CLARKSVILLE MD 21029	FED PRGMS-SCHOOL BOARD GADSDEN 35 MARTIN LUTHER KING JR BLVD QUINCY FL 32351

PRINCIPAL/SUPERVISOR 	BUDGET DIRECTOR 	SUPERINTENDENT 
--	--	---

QUANTITY	PRODUCT NO.	DESCRIPTION	UNIT PRICE	TOTAL
----------	-------------	-------------	------------	-------

ATTN: ROSE RAYNAK/DM

1	SM.CHKD WHAT:	***VENDOR NOT SUBRECIPIENT*** EDUCATIONAL WEB-BASED SOFTWARE FOR PARTICIPATING 21ST CCLC STUDENTS (SEE ATTACHED CONTRACT)	10000.00	10000.00
---	------------------	---	----------	----------

PAY TERMS: NET 30

TOTAL 10,000.00

- All correspondence/shipments must reflect the PO number. For prompt payment mail invoice to Accounts Payable address above.
- If box checked and you accept this PO, goods/services & invoice must be received by the District no later than June 15 of the CURRENT YEAR. NO FINANCIAL OBLIGATION continues after June 30 of the CURRENT YEAR if the box is checked. This PO is void after one year.
- Notice to Vendor/Contractor: By acceptance of the contract/order in excess of \$10,000 and involving Federal Funds, the Vendor/Contractor agrees to comply with Title 34 Section 80.36 Code of Federal Regulations. Termination for cause and for convenience by the grantee or sub-grantee including the manner by which it will be affected and the basis for settlement will be decided by the School Board of Gadsden County. In addition, the Vendor/Contractor agrees to comply with Florida Statute 257.36 regarding retention of records for 5 years.

DISTRIBUTION TO BE COMPLETED BY ORIGINATOR					TOTAL PROGRAM	10,000.00 AMOUNT	FINANCE DEPT USE EXPENDITURE
FUND	FUNCTION	OBJECT	CENTER	PROJECT			
420	5900	360	0141	4224465		1000.00	
420	5900	360	0051	4224465		1000.00	
420	5900	360	0041	4224465		1000.00	
420	5900	360	0091	4224465		1000.00	
420	5900	360	0211	4224466		1000.00	
420	5900	360	0191	4224466		1000.00	
420	5900	360	0071	4224466		1000.00	
420	5900	360	0151	4224467		1000.00	
420	5900	360	0201	4224467		1000.00	
420	5900	360	0171	4224467		1000.00	



6494 Heather Glen Way
Clarksville, MD 21029
Phone: (410) 531-7555
Fax: (410) 531-7577

February 18th, 2016

TO:

Rose Raynak
Director of Title I and Federal Programs
Gadsden County Schools
35 Martin Luther King Jr Blvd.
Quincy, FL 32351
raynakr@mail.gcps.k12.fl.us

Subscription Proposal

Parents K-12, LLC (d/b/a "InSync Education") ("we" or "InSync Education") is pleased to present the following proposal to the Gadsden County Schools ("you" or the "District") for a subscription to the Florida version of our web-based software *InSync Education™ v 2.0.0*, as the same may be upgraded and enhanced from time to time (the "Software"):

- **Term:** March 15th 2016 for 12 months; Renewable annually thereafter.
- **Account Type:** *1200 students, 21st century Learners program*

- **Subscription Fee:** \$10,000
- **Additional Fees:** \$0 (see Attachment A)



Your subscription will entitle authorized end-users during the term to view, access and use the Software through a protected web portal established and maintained by InSync Education. As used in this proposal, "authorized end-user" means a parent, student, educator or other natural person to whom we assign a user account number under this subscription at the direction of the District or an individual who creates an account online using the unique district code. The subscription fee is in the nature of a non-refundable, up-front reservation fee and is payable regardless of the actual number of end-users or actual utilization of the Software. The maximum number of user accounts available under this subscription is as stated above. Other products and services included in this proposal, if any, are described in Attachment A.

Please indicate your acceptance of this proposal, if any, by countersigning it in the space provided below for that purpose. The countersigned proposal may be returned to us by fax (410-531-7577) or email (info@insyncedu.com) at your convenience. You understand that your written acceptance will establish a contract between us, that is, an agreement by InSync Education to provide and by the District to purchase the products and services described above upon the terms and conditions set forth in Attachment B, which terms and conditions are incorporated by reference and made a part of this proposal.

The offer set forth in this proposal and the pricing quoted above are valid for a period of 60 days from the date first written above. We reserve the right to withdraw this proposal if we have not otherwise received your written acceptance within the 60-day period.


Sincerely,

PARENTS K-12, LLC

By _____
Lauren Little, CEO

FOR GADSDEN COUNTY SCHOOLS, FLORIDA:

Signed and effective this _____ day of _____, 2016


Reginald C. James, Superintendent I



**ATTACHMENT A
Products and Services**

<i>Product</i>	<i>Version</i>	<i>Quantity</i>	<i>Rate</i>	<i>Total</i>
InSync 2.0	FL	1,200		\$ 10,000.00
Multi-Language Package	English, Spanish, & Haitian Creole	1	incl.	\$ -
Product Training	Onsite	2	incl.	\$ -
Annual Usage Report*	Web	1	incl.	\$ -
Helpdesk and customer support	Summary	1	incl.	\$ -
<i>*Additional training and detailed reporting available for an additional cost</i>				
TOTAL				\$10,000



ATTACHMENT B Terms and Conditions

1. ACCOUNT SET-UP. In order to set up end-user accounts in our system, we will need at a minimum, and you will be solely responsible for providing to us in the form of an electronic list or database (a "User List"), (a) the unique ID number assigned by the District to the end-user, if any, and (b) the end-user's email address, if any. Upon our receipt of the User List and any supplements thereto, we will assign to each listed end-user an account number enabling the end-user to log on to access and use the Software through the web portal. We will provide you with a list of account numbers correlated to the User List. If a "User List" is not received we will issue a "District Code" to be distributed to authorized users for individual account creation. You are solely responsible for ensuring the security and confidentiality of the account numbers and, except as otherwise agreed, for disseminating the account numbers or "District Code" to the end-users. If providing a User List, you are also responsible for providing to us any and all other information we reasonably require to provide the tracking and reporting services, if any, identified in [Attachment A](#).

2. TERM. Unless otherwise provided in this agreement, the initial term of your subscription will be a period of one year commencing the Effective Date. Thereafter, on each anniversary of the Effective Date, your subscription will automatically renew for successive one-year terms, unless either of us gives written notice of non-renewal at least thirty (30) days prior to the expiration of the then-current term. We reserve the right to adjust the subscription fee for any renewal term upon written notice to you not less than ninety (90) days prior to the expiration of the then-current term. As used in this paragraph, "Effective Date" means the earlier of the date you first provide us with a User List (whether complete or partial), the date the "District Code" is sent to the District for account creation or the date we receive your payment in full of the subscription fee.

3. FEES AND PAYMENT. The initial subscription fee is payable in full upon your acceptance of this agreement. The subscription fee for any renewal term will be payable on the applicable renewal date. If any fee hereunder is not paid when due, we reserve the right to add a late charge of up to 1.5% per month (or any portion thereof) on the unpaid amount until such fee is paid in full. The fees stated herein do not include sales, use or any other similar taxes, if applicable. If any such taxes apply in respect of the license granted hereby, you agree to pay the same promptly as they become due and as the context may require. If we are or become obligated to collect any tax for which you are responsible, such tax shall be added to the applicable subscription fee.

4. CANCELLATION POLICY. You may cancel this subscription at any time without penalty upon not less than 30 days' prior written notice to Parents K-12 (d/b/a "InSync Education"); however, you will not be eligible for a refund of subscription fees paid or that become payable prior to the effective date of cancellation.

5. SERVICE LEVELS. We will use commercially reasonable efforts to make the Software generally available through the web portal 24/7 (24 hours a day, 7 days a week) subject to reasonable periodic downtime for upgrades and maintenance. We are not responsible for downtime caused by circumstances beyond our control, including without limitation, acts of God, telecommunications or network failures or delays, computer failures involving hardware or software not within our possession or control, and acts of vandalism or third-party hacking (including network intrusions and denial of service attacks). End-users are solely responsible for providing at their own expense the requisite desktop hardware and Internet connectivity. We will provide technical support for the Software through an online compilation

of frequently asked questions (FAQ) and online user guide. In addition, we will maintain a help desk for the Software which authorized end-users can contact by email.

6. OWNERSHIP OF SOFTWARE. This agreement shall not be construed to grant or convey to you any right, title or interest (whether as licensee or otherwise) in or to the Software. The Software is copyright-protected and is and will remain the sole and exclusive property of InSync Education and its licensors. You will not, and will make no attempt to, reverse engineer, disassemble or decompile any component of the Software or copy, modify, adapt, alter, or make derivative works based on the Software or any component thereof. You acknowledge that the use of the Software by individual end-users will be governed by and subject to the InSync Education Terms of Use, the terms and conditions of which are incorporated by reference and made a part of this agreement.

7. DISCLAIMERS. THE SOFTWARE IS PROVIDED "AS IS" AND WITHOUT WARRANTIES OF ANY KIND, EXPRESS OR IMPLIED, INCLUDING BUT NOT LIMITED TO ANY IMPLIED WARRANTIES OF MERCHANTABILITY OR FITNESS FOR A PARTICULAR PURPOSE, ALL OF WHICH ARE HEREBY DISCLAIMED. WITHOUT LIMITING THE GENERALITY OF THE FOREGOING, WE DO NOT AND CANNOT WARRANT THAT THE SOFTWARE WILL BE PROVIDED ERROR-FREE, UNINTERRUPTED, COMPLETELY SECURE OR VIRUS-FREE AT ALL TIMES. THE AVAILABILITY AND FUNCTIONALITY OF THE SOFTWARE DEPENDS ON MANY FACTORS, INCLUDING THE INTERNET CONNECTIONS OF INSYNC EDUCATION AND THE END-USER, THE AVAILABILITY OF THE INTERNET AND THE INTERNET BACKBONE, OPERATING SYSTEM STABILITY, END-USER DESKTOP CONFIGURATION, AND EQUIPMENT THAT, BY ITS NATURE, IS NOT FAULT-TOLERANT. WE ARE NOT RESPONSIBLE FOR THE CONTENT OF OR BROKEN LINKS TO WEB SITES WE DO NOT OWN OR CONTROL.

8. LIMITATION OF LIABILITY. NEITHER PARTY WILL BE LIABLE TO THE OTHER PARTY FOR ANY LOSS OF USE, INTERRUPTION OF BUSINESS, OR ANY INDIRECT, SPECIAL, INCIDENTAL, PUNITIVE OR CONSEQUENTIAL DAMAGES OF ANY KIND (INCLUDING LOST PROFITS) ARISING OUT OF ANY ACTUAL OR ALLEGED BREACH OF THIS AGREEMENT, REGARDLESS OF THE FORM OF ACTION WHETHER IN CONTRACT, TORT (INCLUDING NEGLIGENCE), STRICT SOFTWARE LIABILITY OR OTHERWISE, EVEN IF THE OTHER PARTY HAS BEEN ADVISED OF THE POSSIBILITY OF SUCH DAMAGES.

9. MISCELLANEOUS. (a) This agreement shall be deemed to have been made in the State of Maryland and shall be construed and enforced in accordance with, and the validity and performance hereof shall be governed by, the laws of such state. (b) This agreement constitutes the entire agreement between the parties with respect to the subject matter hereof. All previous agreements or discussions between the parties relating to the subject matter hereof, written or oral, are hereby terminated and/or superseded by this Agreement. Each party hereby acknowledges and agrees that the other party has made no warranties, representations, covenants, or agreements, express or implied, to such party, other than those expressly set forth herein, and that each party, in entering into and executing this Agreement, has relied upon no warranties, representations, covenants, or agreements, express or implied, to such party, other than those expressly set forth herein. (c) This agreement may be amended or modified only by a written instrument signed by both parties. No amendment or modification of any provision of this agreement shall be established or implied by conduct, custom, or course of dealing. A party's failure to exercise, delay in exercising, partial exercise, or course of dealing with respect to any right or remedy of such party under this agreement shall not operate as a waiver of such right or remedy.



or preclude such party from exercising such right or remedy at a later time or times. (d) The parties agree to do, take, execute, acknowledge if required, and deliver such further and additional acts, actions, documents, instruments or writings not specifically referred to herein as may be necessary, required, proper, desirable or convenient for the purpose of fully effectuating the provisions hereof.