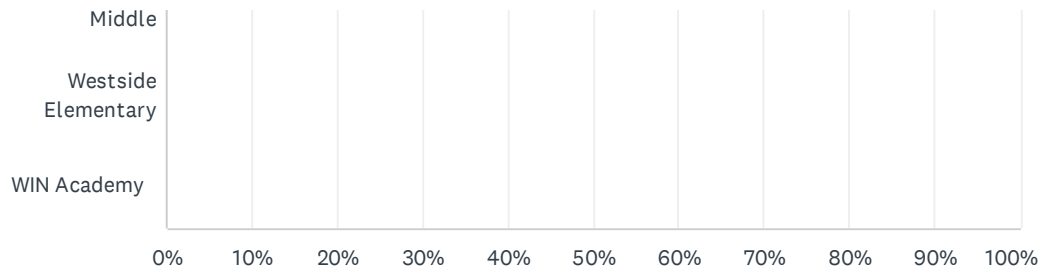


Q1 My child attends

Answered: 20 Skipped: 0



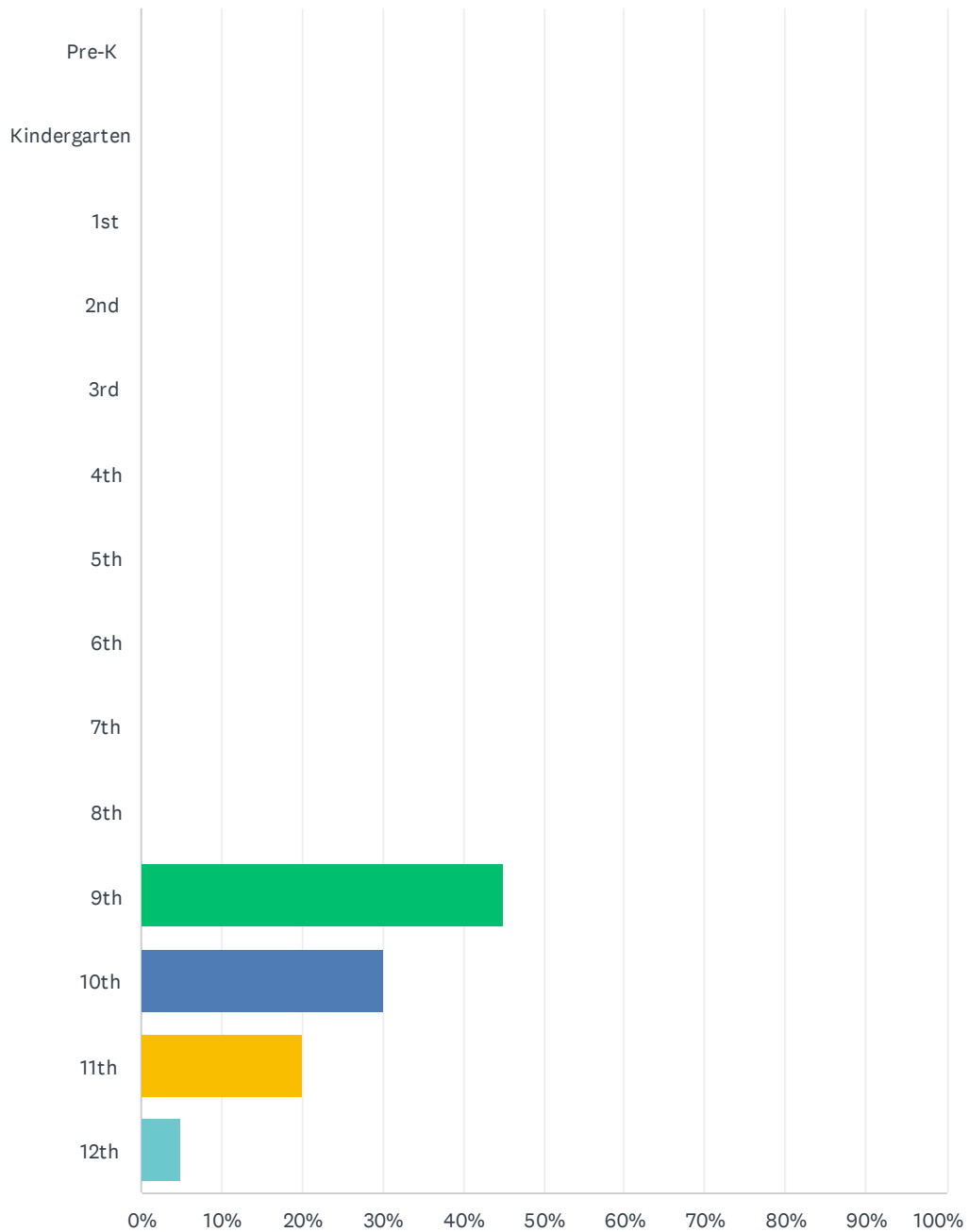
Houston County Title I Parent Satisfaction Survey



ANSWER CHOICES	RESPONSES	
CB Watson Primary	0.00%	0
Centerville Elementary	0.00%	0
Eagle Springs Elementary	0.00%	0
Huntington Middle	0.00%	0
Lindsey Elementary	0.00%	0
Miller Elementary	0.00%	0
Morningside Elementary	0.00%	0
Northside Elementary	0.00%	0
Northside High	0.00%	0
Northside Middle	0.00%	0
Parkwood Elementary	0.00%	0
Pearl Stephens Elementary	0.00%	0
Perry Middle	0.00%	0
Russell Elementary	0.00%	0
Shirley Hills Elementary	0.00%	0
Thomson Middle	0.00%	0
Tucker Elementary	0.00%	0
Warner Robins High	100.00%	20
Warner Robins Middle	0.00%	0
Westside Elementary	0.00%	0
WIN Academy	0.00%	0
TOTAL		20

Q2 What grade is your child currently in?

Answered: 20 Skipped: 0

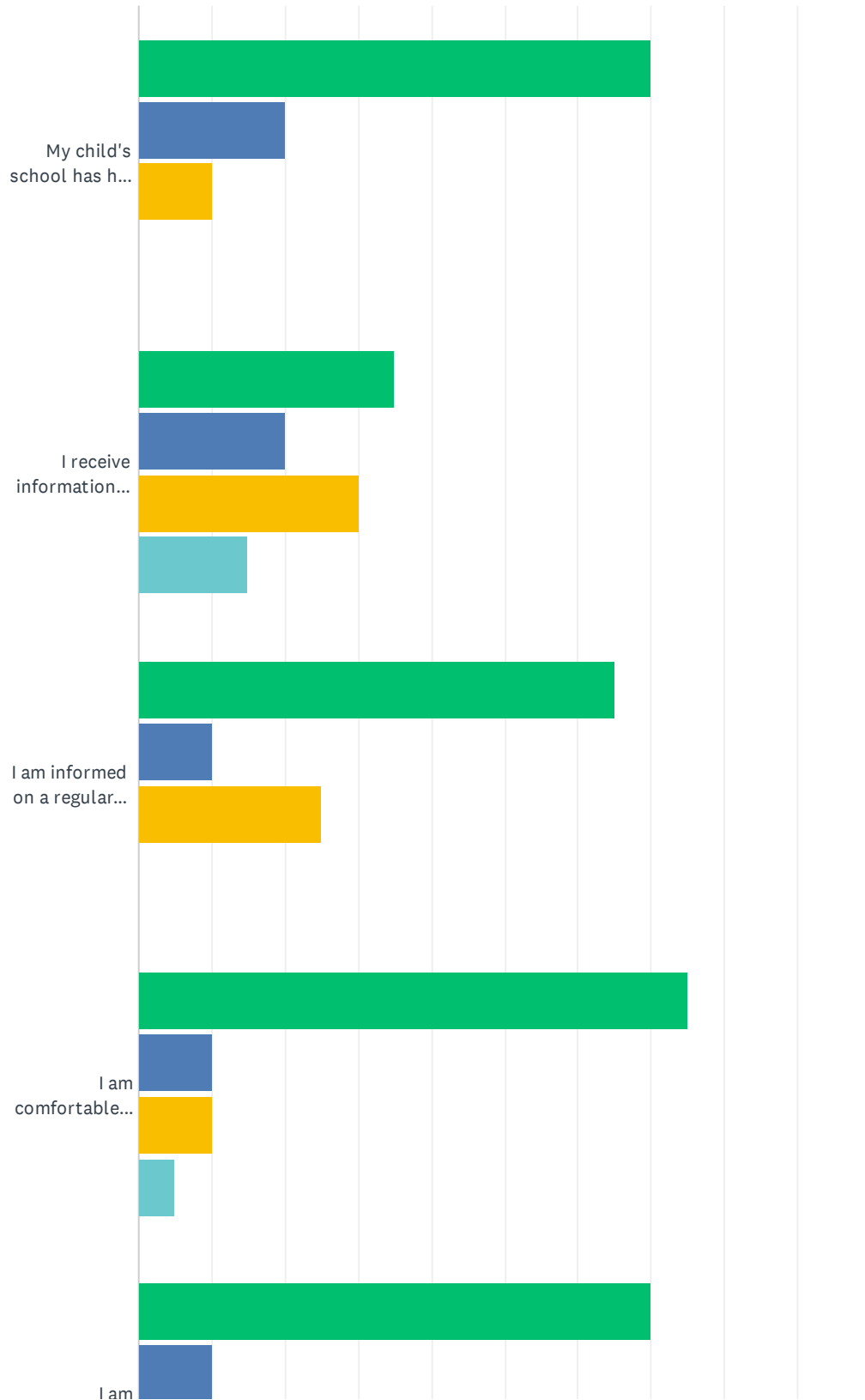


Houston County Title I Parent Satisfaction Survey

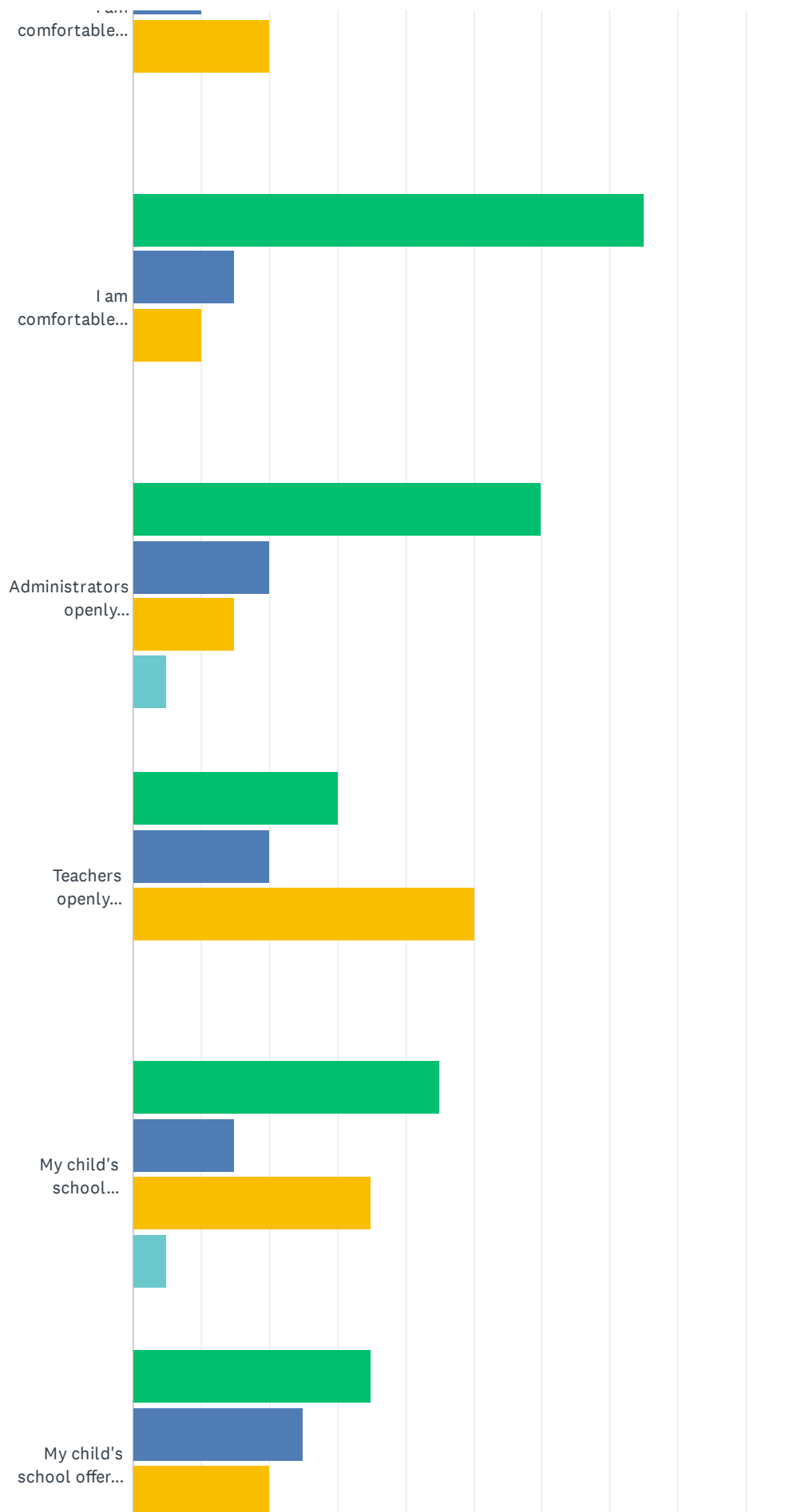
ANSWER CHOICES	RESPONSES	
Pre-K	0.00%	0
Kindergarten	0.00%	0
1st	0.00%	0
2nd	0.00%	0
3rd	0.00%	0
4th	0.00%	0
5th	0.00%	0
6th	0.00%	0
7th	0.00%	0
8th	0.00%	0
9th	45.00%	9
10th	30.00%	6
11th	20.00%	4
12th	5.00%	1
TOTAL		20

Q3 Please read each statement below and indicate how much you agree or disagree.

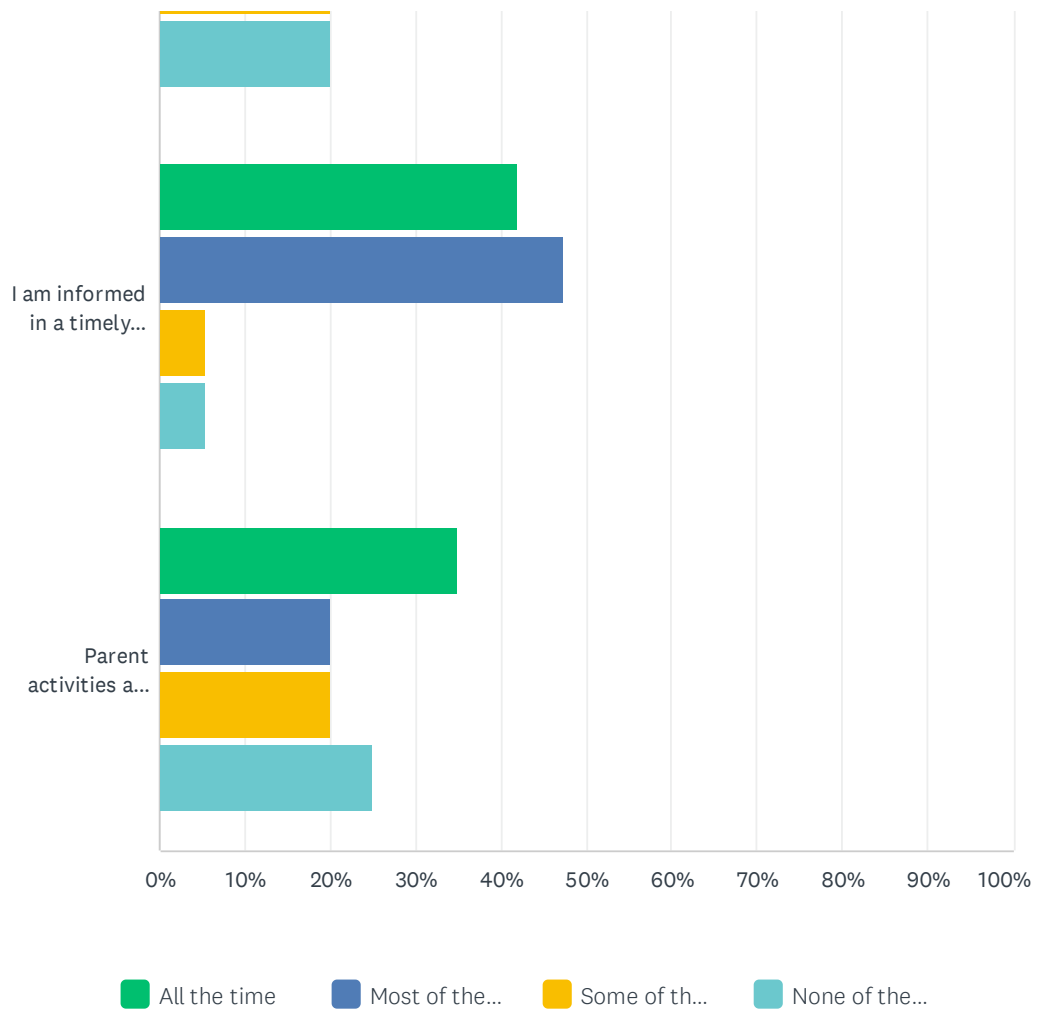
Answered: 20 Skipped: 0



Houston County Title I Parent Satisfaction Survey



Houston County Title I Parent Satisfaction Survey

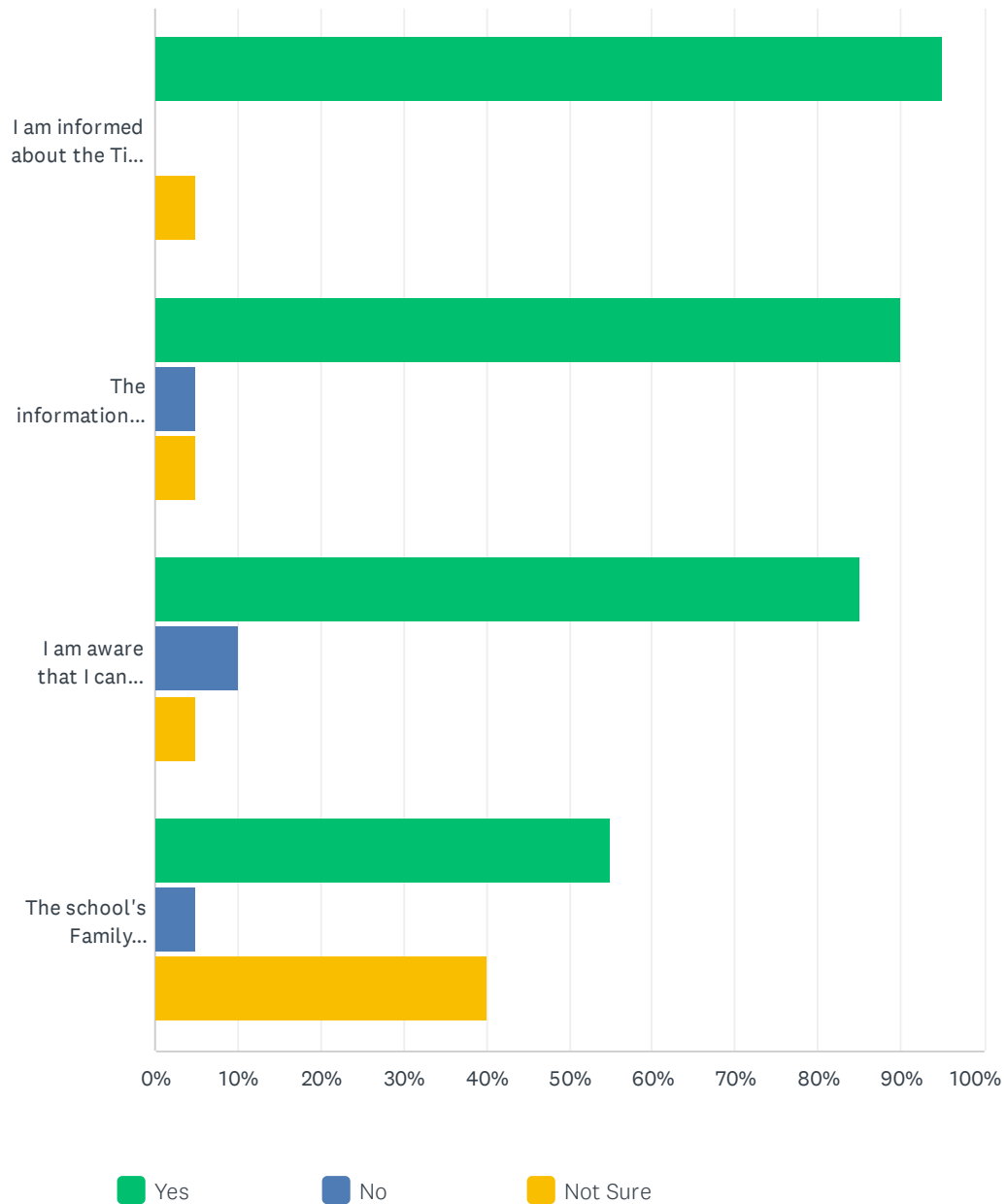


Houston County Title I Parent Satisfaction Survey

	ALL THE TIME	MOST OF THE TIME	SOME OF THE TIME	NONE OF THE TIME	TOTAL	WEIGHTED AVERAGE
My child's school has high expectations for student achievement.	70.00% 14	20.00% 4	10.00% 2	0.00% 0	20	1.40
I receive information about grade-level standards and the academic requirements for my child's grade level.	35.00% 7	20.00% 4	30.00% 6	15.00% 3	20	2.25
I am informed on a regular basis about my child's academic progress.	65.00% 13	10.00% 2	25.00% 5	0.00% 0	20	1.60
I am comfortable communicating with administrators at my child's school.	75.00% 15	10.00% 2	10.00% 2	5.00% 1	20	1.45
I am comfortable communicating with my child's teacher(s).	70.00% 14	10.00% 2	20.00% 4	0.00% 0	20	1.50
I am comfortable communicating with front office staff members at my child's school.	75.00% 15	15.00% 3	10.00% 2	0.00% 0	20	1.35
Administrators openly communicate with parents.	60.00% 12	20.00% 4	15.00% 3	5.00% 1	20	1.65
Teachers openly communicate with parents.	30.00% 6	20.00% 4	50.00% 10	0.00% 0	20	2.20
My child's school encourages parental engagement.	45.00% 9	15.00% 3	35.00% 7	5.00% 1	20	2.00
My child's school offers workshops or activities that educate/inform parents about curriculum and how to help improve students' success in school.	35.00% 7	25.00% 5	20.00% 4	20.00% 4	20	2.25
I am informed in a timely manner about parent activities and events.	42.11% 8	47.37% 9	5.26% 1	5.26% 1	19	1.74
Parent activities and workshops are offered at various times.	35.00% 7	20.00% 4	20.00% 4	25.00% 5	20	2.35

Q4 Please read the following and respond to each.

Answered: 20 Skipped: 0

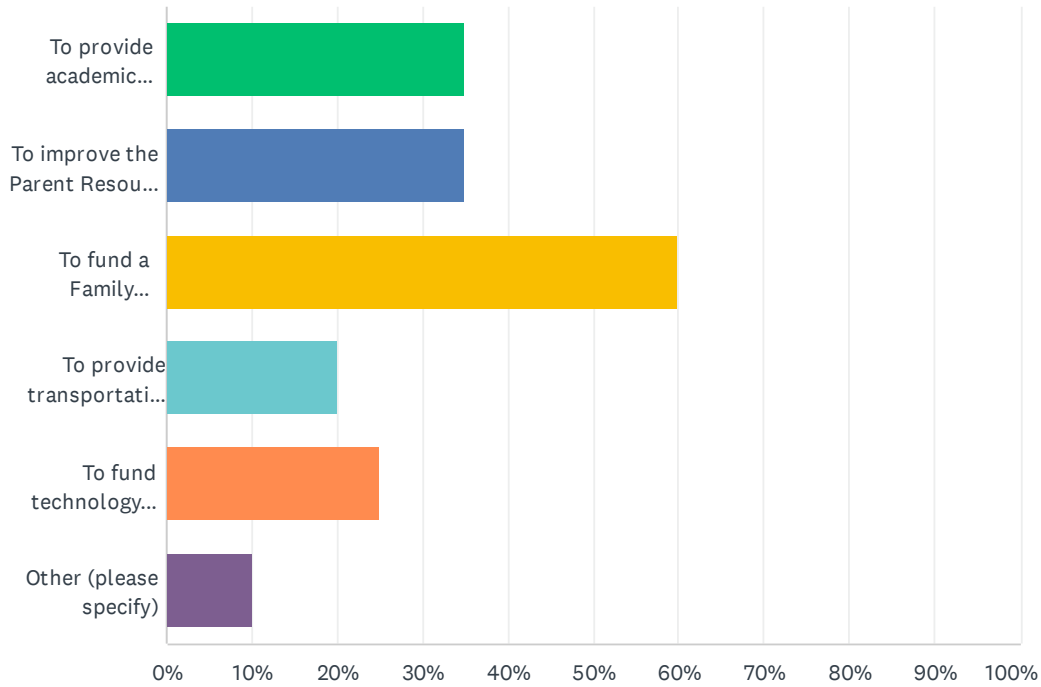


Houston County Title I Parent Satisfaction Survey

	YES	NO	NOT SURE	TOTAL	WEIGHTED AVERAGE
I am informed about the Title I program at my child's school and have access to the Title I Handbook containing The Connection- Parent Engagement Plan and School-Parent Compact.	95.00% 19	0.00% 0	5.00% 1	20	1.10
The information provided in the Title I Parent Engagement Plan and Compact is detailed and easy to understand.	90.00% 18	5.00% 1	5.00% 1	20	1.15
I am aware that I can participate in shared decision making opportunities through Parent Input Meetings, Parent Action Team Meetings, Parent-Teacher Conferences, and school/district surveys.	85.00% 17	10.00% 2	5.00% 1	20	1.20
The school's Family Engagement Coordinator assists families, supports parent activities and is available for questions or concerns from parents.	55.00% 11	5.00% 1	40.00% 8	20	1.85

Q5 How would you like to see family engagement funds used? (check all that apply)

Answered: 20 Skipped: 0

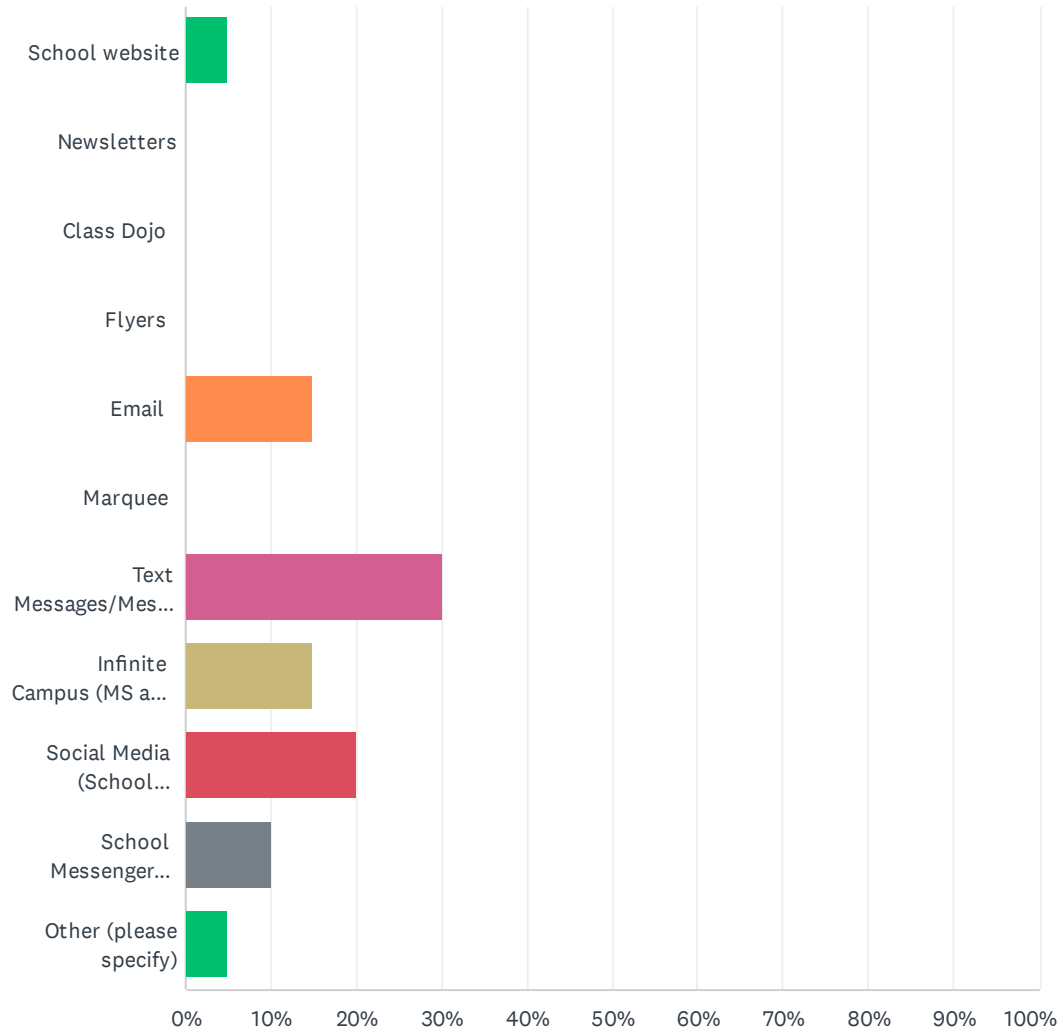


ANSWER CHOICES		RESPONSES	
To provide academic materials for parents to use with their student at home.		35.00%	7
To improve the Parent Resource Center at the school.		35.00%	7
To fund a Family Engagement Coordinator to plan and execute family engagement activities and events.		60.00%	12
To provide transportation assistance for parents to attend Title I events at school.		20.00%	4
To fund technology resources to support parental engagement.		25.00%	5
Other (please specify)		10.00%	2
Total Respondents: 20			

#	OTHER (PLEASE SPECIFY)	DATE
1	iPads for surveys	3/4/2022 3:06 AM
2	iPads for surveys	3/3/2022 3:30 PM

Q6 What is the MAIN way you prefer to receive information about school events? Choose only ONE answer.

Answered: 20 Skipped: 0



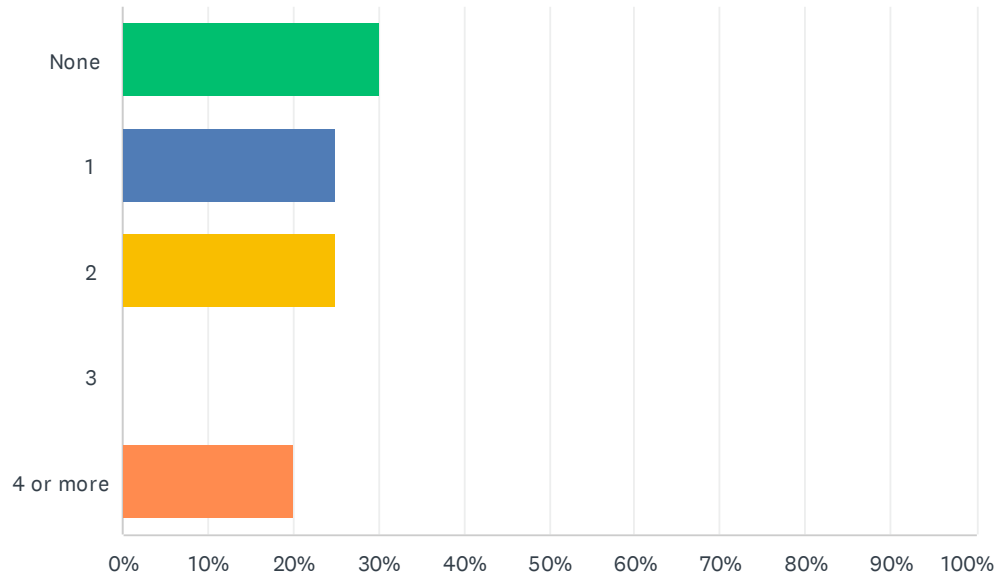
Houston County Title I Parent Satisfaction Survey

ANSWER CHOICES	RESPONSES	
School website	5.00%	1
Newsletters	0.00%	0
Class Dojo	0.00%	0
Flyers	0.00%	0
Email	15.00%	3
Marquee	0.00%	0
Text Messages/Messaging Apps	30.00%	6
Infinite Campus (MS and HS only)	15.00%	3
Social Media (School Facebook, Instagram or Twitter pages)	20.00%	4
School Messenger (Call-out System)	10.00%	2
Other (please specify)	5.00%	1
TOTAL		20

#	OTHER (PLEASE SPECIFY)	DATE
1	both email & text message	2/10/2022 8:46 PM

Q7 How many school-related parent events have you participated this year?

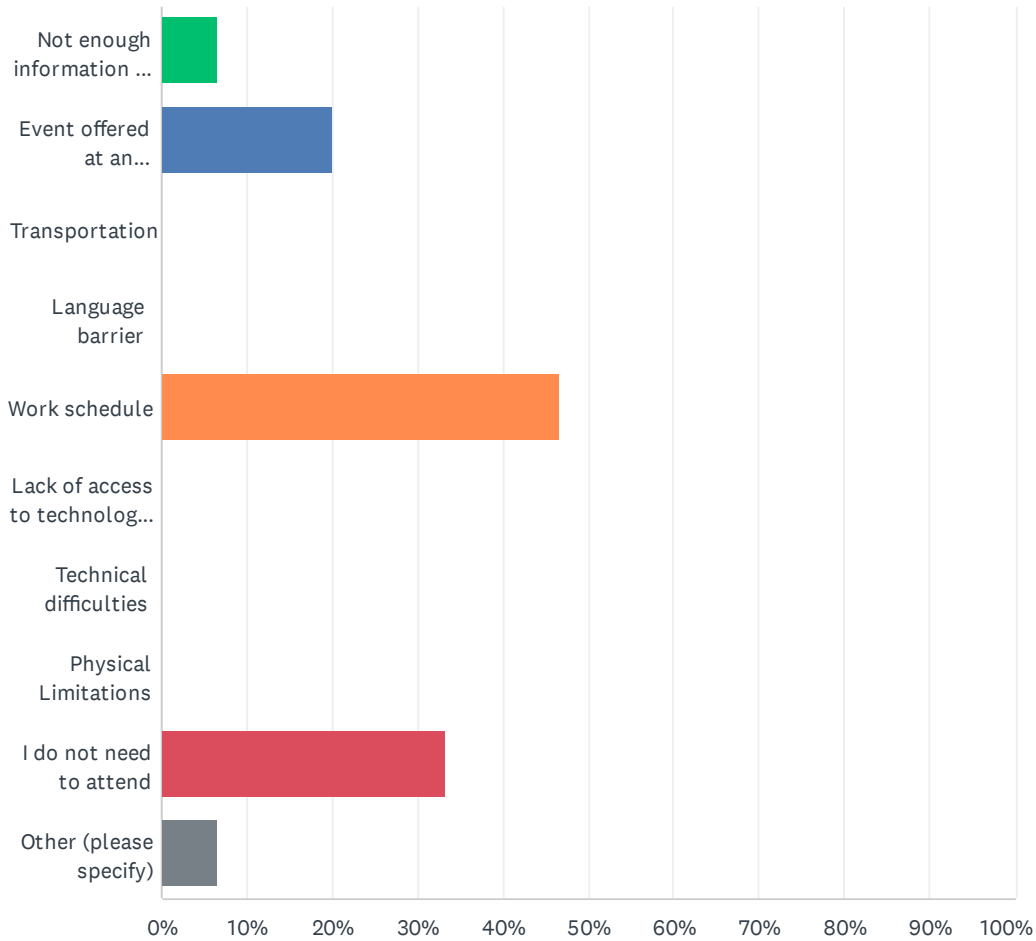
Answered: 20 Skipped: 0



ANSWER CHOICES	RESPONSES	
None	30.00%	6
1	25.00%	5
2	25.00%	5
3	0.00%	0
4 or more	20.00%	4
TOTAL		20

Q8 If you have been unable to participate in events hosted by your child's school, what limits your participation?

Answered: 15 Skipped: 5



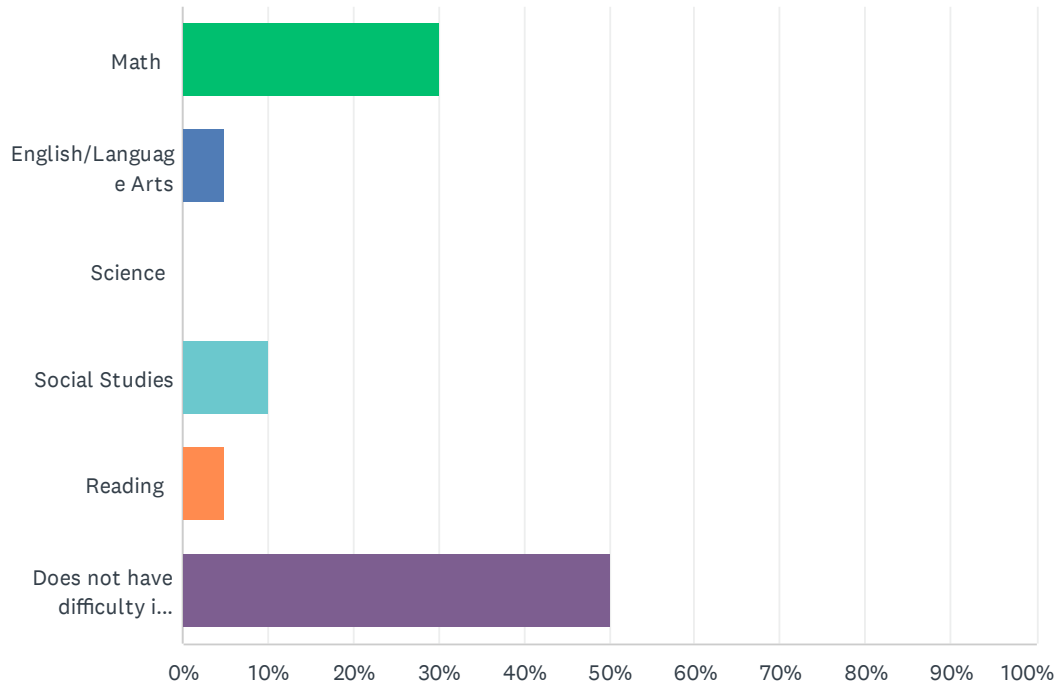
Houston County Title I Parent Satisfaction Survey

ANSWER CHOICES	RESPONSES	
Not enough information or notice is provided	6.67%	1
Event offered at an inconvenient time	20.00%	3
Transportation	0.00%	0
Language barrier	0.00%	0
Work schedule	46.67%	7
Lack of access to technology (computer, tablet or cell phone) or Internet access	0.00%	0
Technical difficulties	0.00%	0
Physical Limitations	0.00%	0
I do not need to attend	33.33%	5
Other (please specify)	6.67%	1
Total Respondents: 15		

#	OTHER (PLEASE SPECIFY)	DATE
1	I have not been notified of other activities	3/3/2022 4:36 PM

Q9 Choose the subject area that you feel your student has the most difficulty mastering.

Answered: 20 Skipped: 0

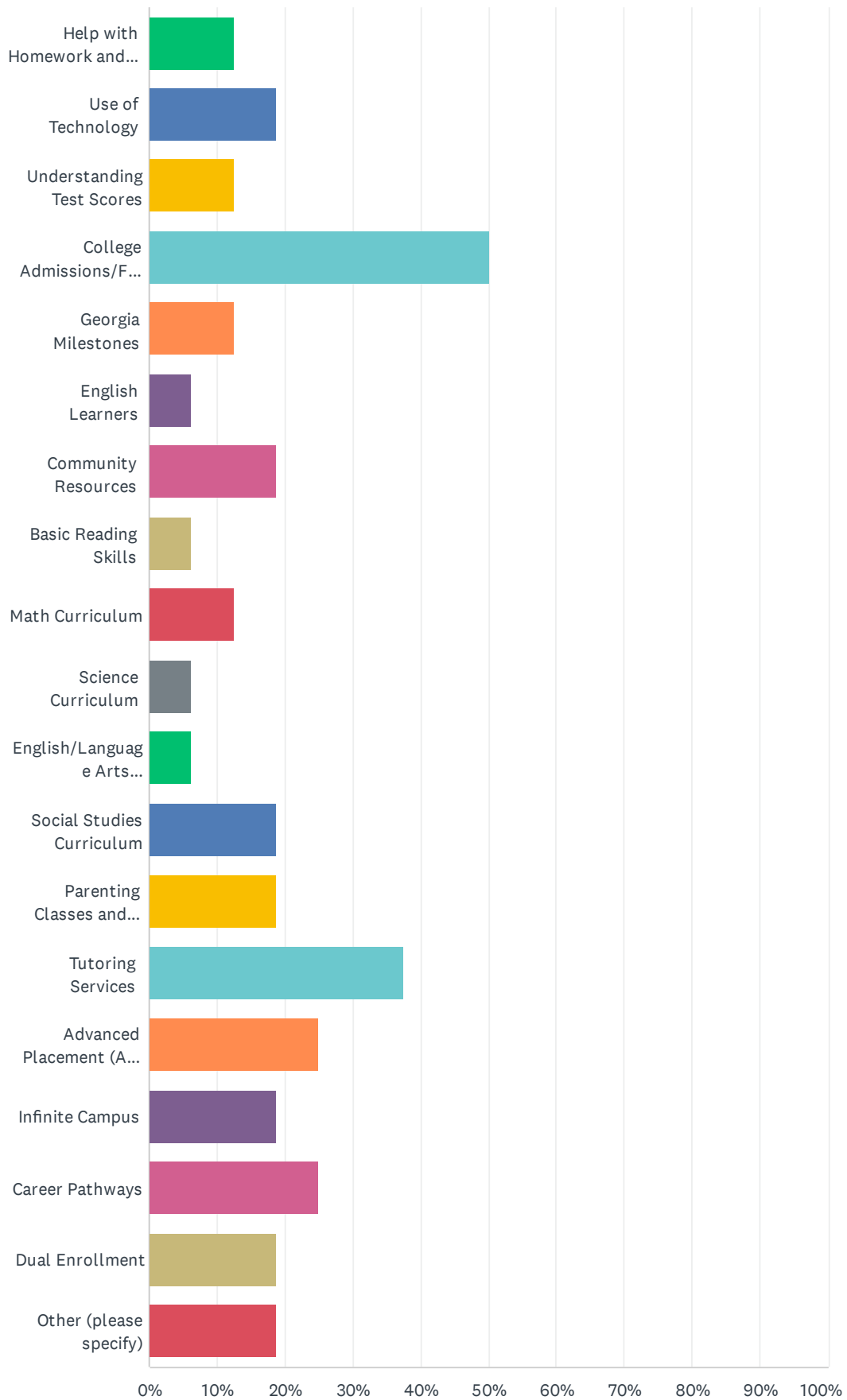


ANSWER CHOICES	RESPONSES	
Math	30.00%	6
English/Language Arts	5.00%	1
Science	0.00%	0
Social Studies	10.00%	2
Reading	5.00%	1
Does not have difficulty in any subject area	50.00%	10
TOTAL		20

Q10 To better help my student, I would benefit from receiving additional support in: (check all that apply).

Answered: 16 Skipped: 4

Houston County Title I Parent Satisfaction Survey



Houston County Title I Parent Satisfaction Survey

ANSWER CHOICES	RESPONSES	
Help with Homework and Study Skills	12.50%	2
Use of Technology	18.75%	3
Understanding Test Scores	12.50%	2
College Admissions/Financial Aid	50.00%	8
Georgia Milestones	12.50%	2
English Learners	6.25%	1
Community Resources	18.75%	3
Basic Reading Skills	6.25%	1
Math Curriculum	12.50%	2
Science Curriculum	6.25%	1
English/Language Arts Curriculum	6.25%	1
Social Studies Curriculum	18.75%	3
Parenting Classes and Resources (discipline, attendance, health and wellness, etc.)	18.75%	3
Tutoring Services	37.50%	6
Advanced Placement (AP) Courses	25.00%	4
Infinite Campus	18.75%	3
Career Pathways	25.00%	4
Dual Enrollment	18.75%	3
Other (please specify)	18.75%	3
Total Respondents: 16		

#	OTHER (PLEASE SPECIFY)	DATE
1	N/A	3/3/2022 7:00 PM
2	More guidance for the college application process/college visits	3/3/2022 5:33 PM
3	N/a	3/3/2022 4:36 PM

Q11 What topics do you think teachers and administrators need to discuss or learn more about to better support your family and help your student be successful in school?

Answered: 6 Skipped: 14

#	RESPONSES	DATE
1	Scholarship opportunities	3/3/2022 7:00 PM
2	Mental health services for students with anxiety, depression, etc	3/3/2022 5:33 PM
3	Social awareness	3/3/2022 4:36 PM
4	None	3/2/2022 7:47 PM
5	I would like to bal would like to be able to access Infinite campus on multiple devices. right now I can only receive and check infinite campus on my phone. I cannot access Infinite campus on my computer or my spouse's phone unless i sign out on my phone.	2/10/2022 8:46 PM
6	It would be beneficial if teachers would put grades in regularly. I am parent that really uses infinite campus...it makes no sense that SOME teachers are entering in 10-14 grades right before progress reports/report cards are due. I use infinite campus to gage where my child is and what he is missing or may need outside tutoring services for. I am not expecting grades to be entered right away, but if they are entered at least once a week that would be helpful so that my child can have a sucessful academic year with my guidance.	2/8/2022 10:33 AM