












# READ & THINK ALOUD

Read to your child or have your child read to you. Comprehension doesn't need to be complicated. Talking about what is being read makes thinking about what is being read a *habit*.



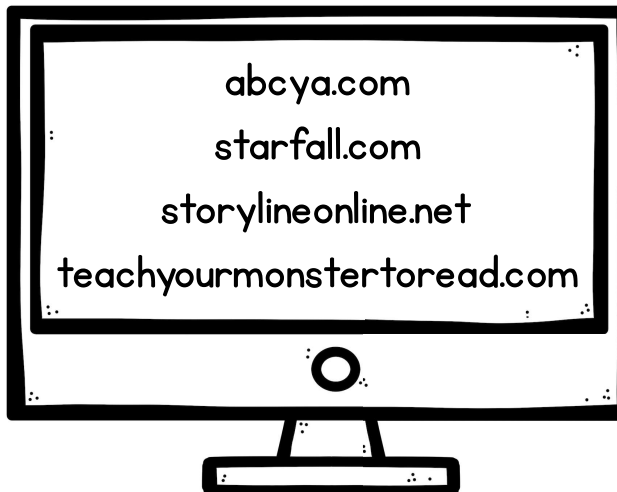
## WAYS TO TALK ABOUT READ ALOUDS

-  I wonder why...
-  Where did...
-  If the character...
-  I wonder what will happen next...
-  What if they...
-  Why did they...
-  I like this author because...
-  This character/story/setting reminds me of \_\_\_\_\_ because...
-  This story is similar to/different than\_\_\_\_\_.
-  My favorite part was \_\_\_ because...

**“Children are made readers on the laps of their parents.”**


-Emilie Buchwald

## Reading Websites Teachers Love




© A Teachable Teacher | All Rights Reserved  
Websites are free as of January 2018

Helping Your Child  
Learn to  
**Read**



a quick and helpful guide  
.....  
to parents, from teachers

# BOOKS GALORE




Keep books in sight as much as possible. Create a library at home, even if it is just a book basket with a few books. Then read and reread!

## WORD POWER

Before kids can read, they need to understand that words are made up of sounds. Have fun talking about words!

- listen to and make rhymes (cat and bat)
- clap syllables (hap-py)
- segment words (cat = /c/ /a/ /t/)
- make up alliterations (Silly Suzy!)



## THE ALPHABET

ABC's open the doors of learning to read through phonics. Teaching letter names and sounds is simple and fun!


# ABC





- Uppercase/lowercase matching
- Use play dough to build/stamp letters
- Search for letters in name
- Magnetic letter play
- Read alphabet books
- Play I Spy (a letter)
- Find letters on signs, toys, cereal boxes, license plates, etc.
- Practice beginning sounds in words

## READING WRITING

Reading and writing go hand in hand! Better readers become better writers. Better writers become better readers.

**Start with pictures!**



-  Draw a picture
-  Label the picture
-  Write or tell a story about the picture  
or
-  Draw a picture about a book you've read!

**Reading for 10 minutes per day = 3,650 minutes per year!**