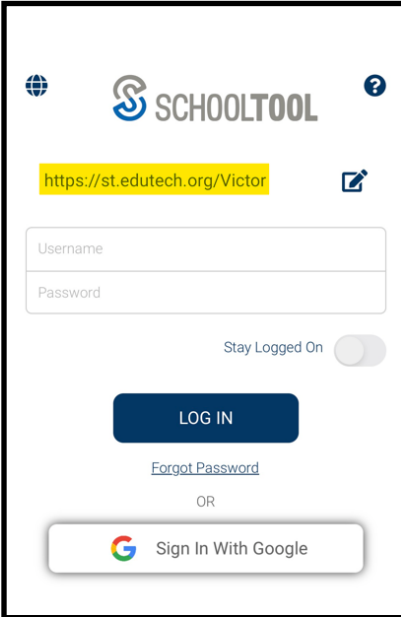




Getting Started with the SchoolTool Mobile App

To get started using the SchoolTool Mobile App, **you will need the website (URL) and the login information for your Parent Portal Account.**

1. Download and Install the SchoolTool Mobile App (*available through the App Store for Apple and Android devices*)
2. After installing and opening the SchoolTool Mobile App, enter your SchoolTool credentials and click the 'LOG IN' button.



URL https://schooltool11.neric.org/SchoolTool_HADY

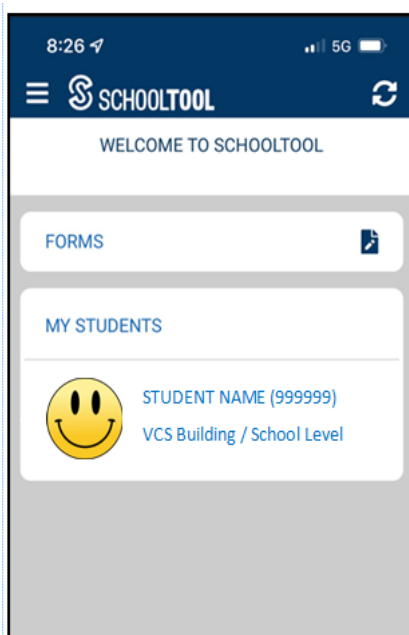
Username: Enter your SchoolTool username
(for parents, this is the email address that is connected to SchoolTool)

Password: Enter the password you use to log into SchoolTool

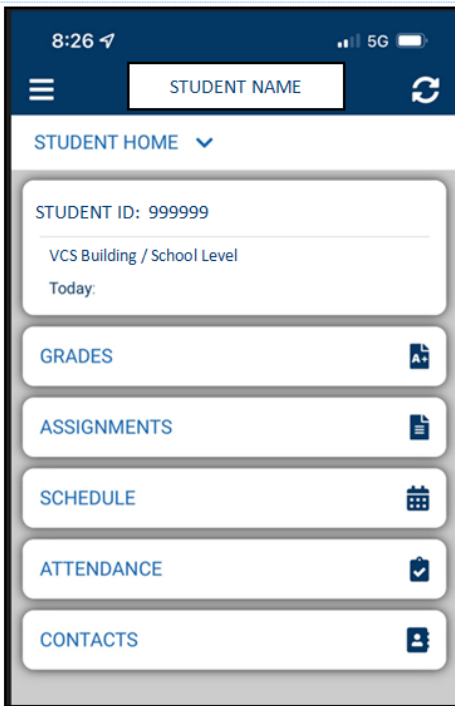
OR

Click the 'Sign In With Google' button and select the email address associated with your SchoolTool account.

Select the 'Stay Logged On' option if you do not want to enter this information each time you access the App. After logging in successfully, you will be presented with a home screen that shows data for each student you have access to.



To view information for a student, click on the student's name or photo.



GRADES: displays report card grades and comments

ASSIGNMENTS: displays course assignments and grades

SCHEDULE: displays Fall and Spring Schedules; Cycle Day

ATTENDANCE: displays daily and course attendance

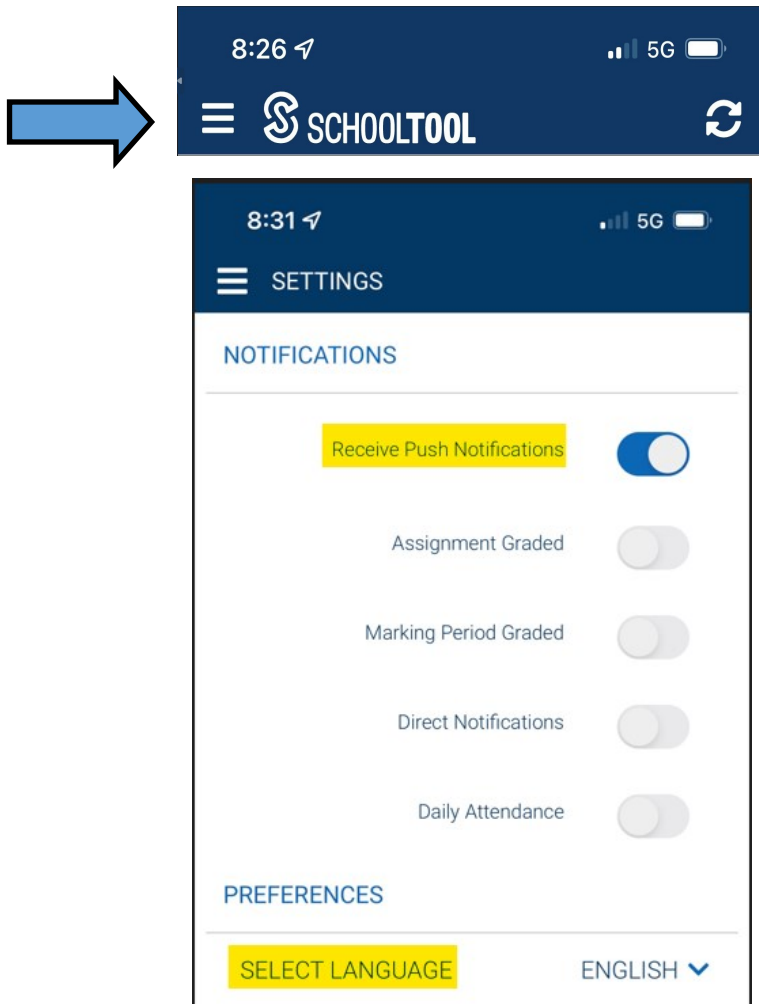
CONTACTS: displays the adult contacts for the student

To view information in any of these areas, simply click on the data you want to view.

Please Note: As you view the various screens, the content may extend beyond what you see on the screen. Please scroll down to ensure you have viewed all the available data.

Setting SchoolTool Mobile App Notifications & Language Preferences

To setup automatic notifications when there are updates to your student's record in SchoolTool, from the menu options, go to Settings.



Enable or disable the appropriate notifications, based on your preference.

Language Preference: To change from English to Spanish, simply click on the drop-down arrow and click on 'Spanish'.