

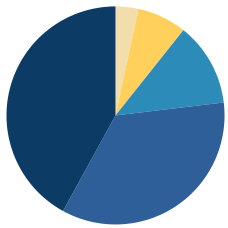


DISTRICT QUICK FACTS

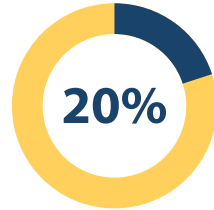
Fall 2025

Enrollment & Demographics

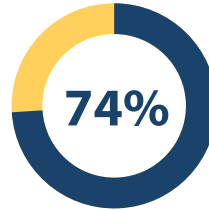
31,020 Students | 11th Largest School District in Georgia



- Black - 42.0%
- White - 34.9%
- Hispanic - 12.4%
- Multiracial - 7.3%
- Other - 3.4%



Military-affiliated
Student
Population



Economically
Disadvantaged
Students

49 Different Native
Languages Spoken

15.2% Gifted Students

16.2% Students with
Disabilities

Graduation Rate



93.3%



87.2%

4-Year Cohort, 2025

Finance

\$469,511,940

FY26 Total General Fund Budget

\$15,135.78

FY26 Average Expenditure Per Student

Millage Rate: 11.719 mills

(14th lowest out of 180 school districts, FY25)

Schools & Programs



Other Programs Include:

Houston College & Career Academy
Houston Virtual
Lindsey Student Support Center
Transition Academy
WIN Academy

Opening in 2027:

Veterans Middle School
Houston STEM & Career Academy

Our People

2nd Largest Employer in the County

~ 5,516 Full-time,
Part-time and Substitutes

2,105 Certified Teachers

613 Bachelor's Degree
801 Master's Degree
611 Specialist Degree
80 Doctorate Degree

15:1 Student-Teacher Ratio

(total enrollment divided by number of teachers)

1st Year Teacher Salary: \$51,467

21st+ Year Doctorate Salary: \$108,064
(salary based on degree)