

**Superintendent**

Lee Westrum
218.632.2176

Board Members

Dan Lawson, *Chair* · Amanda Schmidt, *Director*
Melissa Seelhammer, *Treasurer* · Barb Tumberg, *Clerk*
Julie Bushinger · Brandon Kern, *Vice Chair*

218.632.2155 * FAX: 218.632.2399 * 600 COLFAX AVE SW WADENA MN 56482

INDEPENDENT SCHOOL DISTRICT #2155**School Board Meeting Agenda****Tuesday, April 22, 2025 | 5:30 p.m.****Robertson Theatre**

- I. CALL TO ORDER
- II. PLEDGE OF ALLEGIANCE
- III. APPROVAL OF THE AGENDA
- IV. STUDENT, STAFF, COMMUNITY RECOGNITION: Sourcewell Educators of Excellence Shelly Steffens and Kendra Schultz; Sourcewell Pillars of Excellence Dan Hahn and Cindy Lemke
- V. PUBLIC COMMENT PERIOD
- VI. PART A
 1. Board Business
 - a. Minutes
 - i. Regular Meeting of the School Board on March 17, 2025
 - b. Personnel Items
 - i. Hires: Amy Schmitz, Food Service; Courtney Tumberg, Head Volleyball Coach
 - ii. Retirements/Resignations: Nadine Wegscheid, Elem. Head Cook; Steph Nelson, Social Worker; Grace Christianson, Cheer Advisor; Jaymie Lockwood, Elementary Para; Addison Olander, Elementary Para
 - iii. Lane Changes: Melissa Stevens
 2. Finance
 - a. Business Manager's Report
 - b. Manual Journal Entries
 - c. Disbursements
 - d. Donations
- VII. PART B
 1. LTFM Levy Resolution for Freshwater Education District
 2. P.E./Health Credit Requirements
 3. Social Studies Credit Requirements

4. Proposed Budget Reductions for 2025-2026
5. Public Comment on Proposed Budget Reductions
6. Approve Budget Reductions for 2025-2026
7. Smudging Policy/Procedure
8. Capital/LTFM Expenditures for 2025-2026

VIII. BOARD COMMITTEE REPORTS

IX. ADMINISTRATION REPORTS

1. Elementary Principal
2. 5-12 Principal
3. Activities Director
4. Superintendent

X. ADJOURNMENT



**INDEPENDENT SCHOOL DISTRICT #2155
REGULAR SCHOOL BOARD MEETING MINUTES**

March 17, 2025

The regular and organizational meeting of the Independent School District #2155 was called to order at 5:30 p.m. by Chair Dan Lawson. Other Board members present: Melissa Seelhammer, Julie Bushinger, Brandon Kern, Amanda Schmidt, Barb Tumberg and Supt. Lee Westrum.

The Pledge of Allegiance was recited.

A motion was made by Kern, seconded by Seelhammer to approve the agenda as amended. Motion approved unanimously.

A motion was made by Tumberg, seconded by Bushinger, to approve the February 24, 2025 Regular Board Meeting minutes. Motion approved unanimously.

The Board recognized State Wrestling Participants Kaylee Endres, Charli Snyder and Etorre Pinnella.

A motion was made by Schmidt, seconded by Bushinger, to approve an FFA trip to DR during Summer 2027. Motion was approved by a 5-0 vote, with Seelhammer abstaining.

A motion was made by Bushinger seconded by Schmidt, to approve the hires of Gabriela Moreano, ELL Teacher; Kayla Roloff, JH Softball; Ridge Hunstad, Assistant Softball. Motion approved unanimously.

A motion was made by Kern, seconded by Seelhammer, to approve the resignations of Logan Caron, Paraprofessional; Todd Hale, JH Knowledge Bowl; Krista Coyle, FCCLA (effective end of year); Sue Volkmann, Varsity Volleyball; Keith Ferris, Assistant Football. Motion approved unanimously.

The Board thanks Sue Volkmann for her dedication and commitment to WDC and the volleyball program including 37 years of coaching, 656 wins, 8 state tournament appearances and the 33-0 state championship team from 2010.

A motion was made by Tumberg, seconded by Seelhammer, to approve the Business Manager's report. Motion approved unanimously.

A motion was made by Bushinger, seconded by Kern, to approve the Manual Journal Entries as presented. Motion approved unanimously.

A motion was made by Bushinger, seconded by Seelhammer, to approve the following Disbursements:

Vendor Check #'s	47465 - 47594	\$366,473.87
Credit Card (BMO Harris Bank):		\$6,836.31
Student Activity Check #'s	23390	\$2,000.00

Motion approved unanimously.



**INDEPENDENT SCHOOL DISTRICT #2155
REGULAR SCHOOL BOARD MEETING MINUTES**

March 17, 2025

A motion was made by Tumberg, seconded by Kern, to approve the following donations to the district:

Donor	Purpose	Amount
<i>MN Educators of Gifted and Talented</i>	<i>Krista Coyle training event</i>	<i>\$350.00</i>
<i>Education MN</i>	<i>Student Council</i>	<i>\$189.00</i>
<i>Various</i>	<i>Prom</i>	<i>\$1,675.00</i>

Motion approved unanimously.

A motion was made by Seelhammer, seconded by Tumberg, to approve the 2025-2026 School Calendar. Motion approved unanimously.

The Board discussed the 2025-2026 preliminary budget. No action was taken.

The Board heard a first reading of the Smudging policy. No action was taken.

A motion was made by Seelhammer, seconded by Kern, to approve an Office Lease Agreement with EbbTide Mental Health, LLC. Motion approved unanimously.

A motion was made by Seelhammer, seconded by Tumberg, to approve a quote for \$54,500 from Johnson Floor Sanding to refinish the MS/HS gym floor in July, 2025. Motion approved unanimously.

A motion was made by Kern, seconded by Schmidt, to approve a quote for \$65,756 from Kimber Creek Ford to purchase a ten passenger van. Motion approved unanimously.

A motion was made by Tumberg, seconded by Bushinger, to move the June School Board meeting from June 16th to June 9th. Motion approved unanimously.

A motion was made by Bushinger, seconded by Seelhammer, to adjourn the meeting at 6:44 p.m. Motion approved unanimously.

The next regular meeting of the WDC School Board is Tuesday, April 22, 2025 at 5:30 p.m. in the Robertson Theatre.



**INDEPENDENT SCHOOL DISTRICT #2155
REGULAR SCHOOL BOARD MEETING MINUTES**

March 17, 2025

Respectfully submitted by:

_____ Date: _____
Barb Tumberg, Board Clerk

_____ Date: _____
Dan Lawson, Board Chair

Lane Changes: Effective March 31, 2025

Melissa Stevens from BA to BA+10 (sem. cr.)	+ \$431
(\$47,250 to \$48,285 pro-rated at \$47,681)	



Business Manager Report

April 22, 2025

Current Update –

Treasurers report – March report with associated items is included in this packet. Student Activities have been reconciled through March and is included with the rest of the March Activity, including Journal Entries for approval since the last meeting. The Book Fair Student Activity account was closed, as the purpose was to help raise money for Library books. No Students were involved this year and Loni Niles was the Advisor in FY24, but no Advisor was assigned for FY25. The residual balance in the account, after adjustment for the receipts coded to Library book fair receipt, of \$277.68 was transferred to SH Knowledge Bowl in accordance with the student activity purpose form.

Budget comparisons with summary account totals and budget are included this month. The budget committee met on April 7th & 15th and we completed the framework for the FY26 General Fund budget. Thee two large items that are currently dependent on the MN Legislature have not been resolved yet. The first change is compensatory revenue. The current formula is based on Direct Certifications, which excludes students which are eligible based on paper applications. Our current aid would be about \$340,000 less than in FY25. The Governor has proposed a fix that would increase our aid from the current allocation by \$375,000. The current budget uses the amount in current law. Another item is the between terms Unemployment Aid. There is still a projected deficit in claims verse available funds which are currently estimated at \$80,000 for WDC in FY26. The current projection for FY26 is a General Fund surplus of \$34,714 in total, but that is with wages carried forward without increases, as our collective bargaining agreements expire on June 30 of this year. The unassigned deficit is projected at (\$63,554) prior to any collective bargaining agreements or legislative changes to the compensatory or unemployment aid. The summary information is included on the last page of my report.

If you would like more information or have questions on the specifics of these year end processes, feel free to reach out or stop by.

If there is any additional information you would like to see monthly or at a different interval, please let me know. If there are other priorities you would like on my list or if you have any questions or concerns, please contact me at: bjacobson@wdc2155.k12.mn.us or 218-632-2412.

WADENA-DEER CREEK PUBLIC SCHOOL
WADENA, MN.

TREASURER'S REPORT TO SCHOOL BOARD

FOR MONTH ENDING

March 2025

This Month Pooled Interest: 10,163.28

FUNDS	BEGINNING BALANCE	RECEIPTS & other Credits	DISBURSEMENTS & other Debits	Pooled Interest Alloc	ENDING BALANCE
GENERAL FUND	1,138,793.39	1,940,166.26	1,691,789.28	(6,298.35)	1,380,872.02
GENERAL FUND - TORNADO	1,281,015.71	-	-	4,155.23	1,285,170.94
FOOD SERVICE FUND	14,593.14	101,458.99	121,514.01	14.79	(5,447.09)
COMMUNITY SERVICE FD	149,469.18	97,340.02	63,768.94	538.41	183,578.67
BUILDING FUND	3,307.64	-	-		3,307.64
BUILDING FUND - TORNADO	190,675.24	-	-	628.20	191,303.44
DEBT SERVICE FUND	276,157.48	55.52	3,450.00	837.83	273,600.83
STUDENT ACTIVITY, part of GF	229,334.08	27,837.67	18,576.13		238,595.62
CUSTODIAL FUND	344,845.22	6,143.31	398.39	123.89	350,714.03
	3,628,191.08	2,173,001.77	1,899,496.75	-	3,901,696.10
Tornado Total Funds, included in above numbers					1,476,474.38

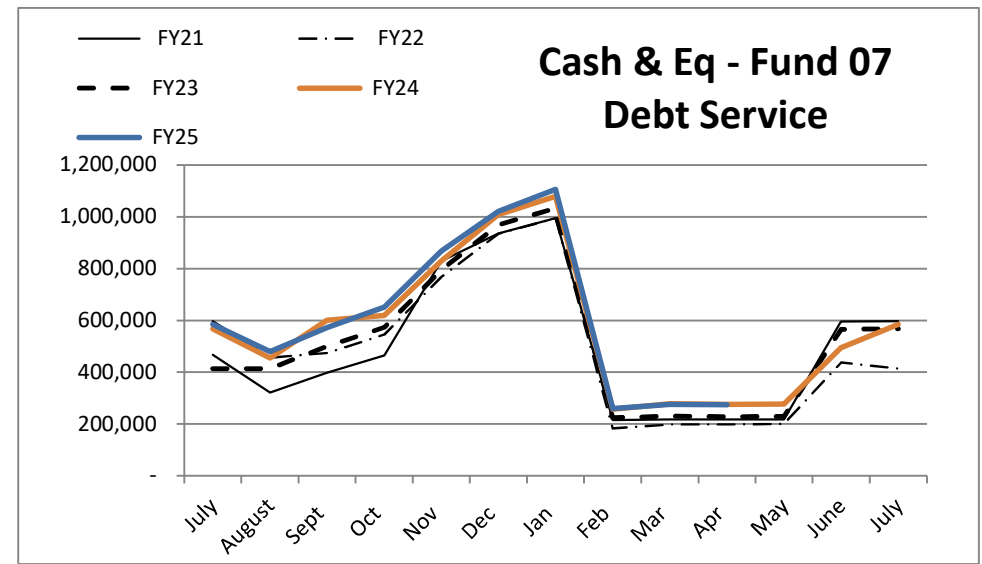
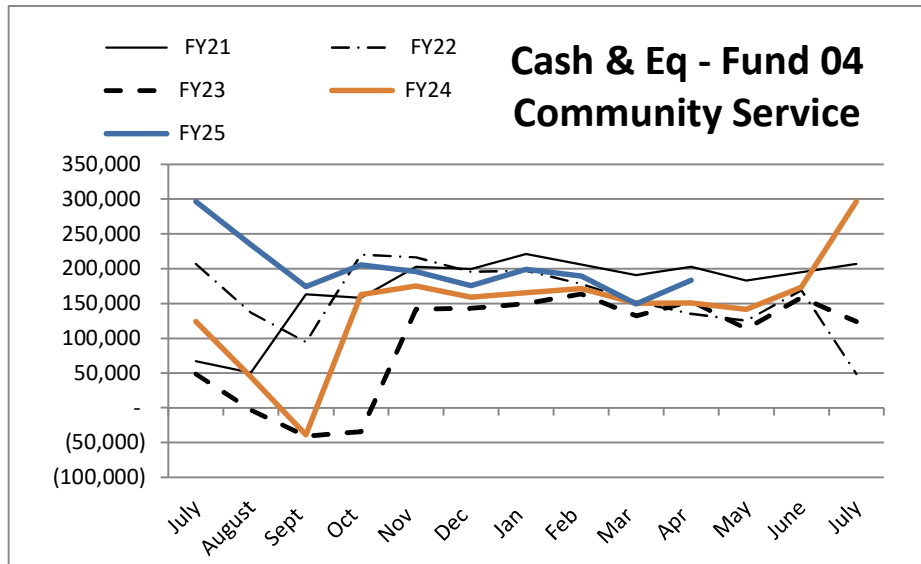
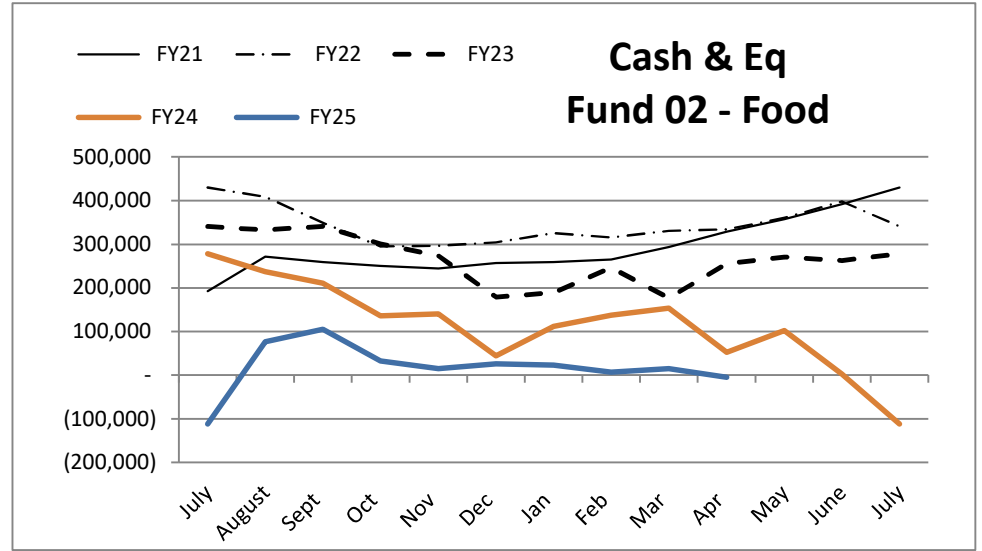
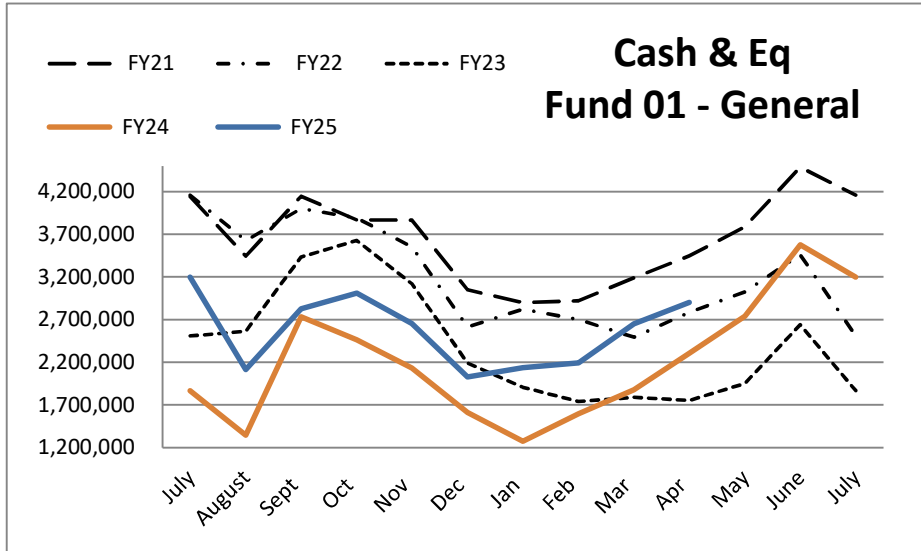
BANK RECONCILIATION

DESCRIPTION	STATEMENT BALANCE	OUTSTANDING CHECKS/SHR	DEPOSITS IN TRANSIT	OTHER ITEMS	TREASURER'S BALANCE
WADENA STATE BANK - General acct	530,784.16	58,542.37			472,241.79
WADENA STATE BANK - Student acct	180,862.21	6,038.95			174,823.26
MSDLAF - Student Activity	124,760.44				124,760.44
MSDLAF GENERAL	603,025.06			-	603,025.06
MSDLAF 2017A DSF	15,772.84				15,772.84
MN TRUST	2,199,733.45				2,199,733.45
MSDLAF CUSTODIAL FUND	308,159.26				308,159.26
Change Boxes - Cash on Hand	3,180.00		-	-	3,180.00
TREASURER'S BALANCE					3,901,696.10

<u>Wire Transfers / ACH's</u>	<u>Pyrl taxes & ded</u>	<u>Net payroll</u>	<u>Gross payroll</u>	<u>Payroll Calendar</u>
Payroll 3-14-2025 FY25 Regular	210,623.74	304,988.22	454,480.71	S202517
Payroll 3-30-2025 FY25 Regular	204,545.33	299,299.58	448,820.94	S202518
Total Payroll items for month	415,169.07	604,287.80	903,301.65	

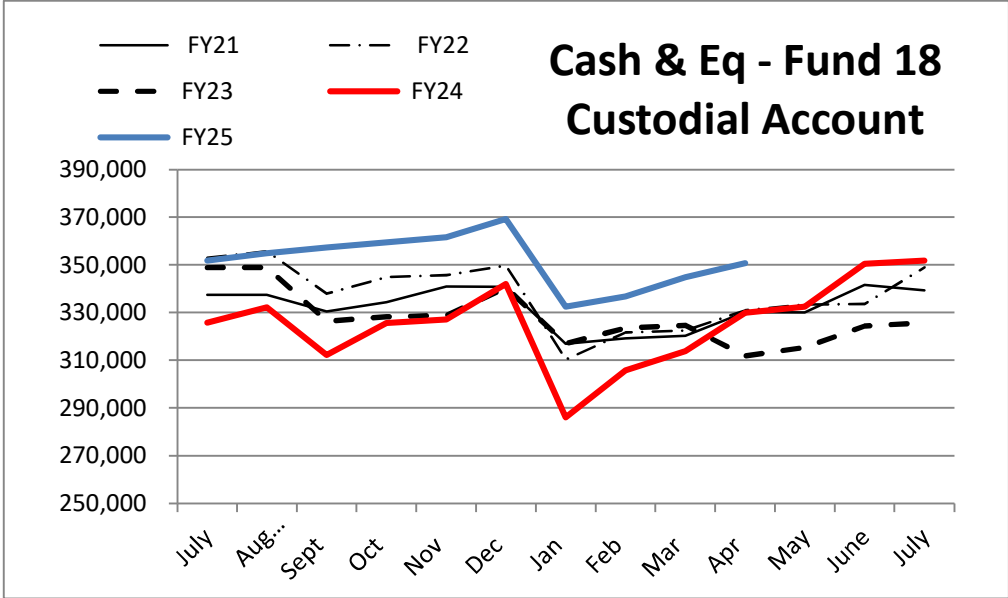
Wadena-Deer Creek Cash Balances

(Beginning FY21 to present - March 31, 2025)



Custodial & Tornado Funds

(Beginning FY21 to present - March 31, 2025)



Tornado Funds

In General Fund	1,285,170.94
In Building Fund	191,303.44

Total Tornado Funds Cash **1,476,474.38**

Building Fund

Restricted for Auditorium Repairs	
WDC ISD 2155	1,852.28
City of Wadena	1,455.36
Restricted - Tornado Funds in Building	191,303.44
Total Building Fund:	194,611.08

INDEPENDENT SCHOOL DISTRICT NO. 2155
 COMBINING STATEMENT OF CASH RECEIPTS AND DISBURSEMENTS
 OF THE STUDENT ACTIVITY ACCOUNTS
 MONTH ENDED MARCH 31, 2025

Prog-Crs		Balance 3/1/25	Receipts and Transfers	Disbursements and Transfers	Balance 3/31/25
292-054	Track	\$ 6,758.88	\$ (36.00)	\$ -	\$ 6,722.88
292-057	Golf	\$ 2,034.28	\$ (72.00)	\$ -	\$ 1,962.28
292-059	Cross Country	\$ 2,742.73	\$ (243.00)	\$ -	\$ 2,499.73
294-050	JH Baseball	\$ 1,046.43	\$ (63.00)	\$ -	\$ 983.43
294-051	Football	\$ 25,346.00	\$ -	\$ -	\$ 25,346.00
294-052	Boys Basketball	\$ 2,434.36	\$ -	\$ -	\$ 2,434.36
294-053	Youth Football	\$ -	\$ -	\$ -	\$ -
294-056	Boys' Hockey	\$ 1,627.71	\$ 81.36	\$ 111.76	\$ 1,597.31
296-052	Girls Basketball	\$ 3,311.81	\$ -	\$ -	\$ 3,311.81
296-055	Volleyball	\$ 3,188.14	\$ -	\$ -	\$ 3,188.14
296-060	Girls Tennis	\$ 6,331.36	\$ (72.00)	\$ -	\$ 6,259.36
296-061	Softball	\$ 6,947.06	\$ -	\$ -	\$ 6,947.06
298-000	School Store	\$ 5,975.99	\$ 300.00	\$ 5.03	\$ 6,270.96
298-001	Concessions	\$ 37,975.26	\$ 1,196.61	\$ 26.68	\$ 39,145.19
298-002	Interest Account /	\$ 16,220.49	\$ 459.34	\$ -	\$ 16,679.83
298-064	Weightlifting	\$ -	\$ -	\$ -	\$ -
298-104	4th Grade	\$ 886.16	\$ (27.00)	\$ -	\$ 859.16
298-105	5th Grade	\$ 77.22	\$ 32.17	\$ -	\$ 109.39
298-106	6th Grade	\$ 1,352.19	\$ 32.17	\$ -	\$ 1,384.36
298-108	8th Grade	\$ -	\$ -	\$ -	\$ -
298-109	9th Grade	\$ -	\$ -	\$ -	\$ -
298-110	10th Grade	\$ 540.05	\$ (90.00)	\$ -	\$ 450.05
298-111	Jr. Class	\$ 896.63	\$ -	\$ -	\$ 896.63
298-112	Sr. Class	\$ 1,787.41	\$ -	\$ 1,990.00	\$ (202.59)
298-201	Advisory	\$ 2,075.30	\$ -	\$ -	\$ 2,075.30
298-202	HS Student Counc	\$ 7,044.52	\$ (1,354.39)	\$ -	\$ 5,690.13
298-203	Yearbook	\$ 10,013.41	\$ (27.00)	\$ -	\$ 9,986.41
298-204	H.S. Music	\$ 35,642.16	\$ (3,630.00)	\$ -	\$ 32,012.16
298-205	Fishing Team	\$ 4,208.49	\$ 1,500.00	\$ -	\$ 5,708.49
298-206	Drama Club	\$ 15,189.57	\$ 915.60	\$ -	\$ 16,105.17
298-207	Trap	\$ 977.25	\$ -	\$ -	\$ 977.25
298-208	FCCLA	\$ 1,661.48	\$ (36.00)	\$ 203.72	\$ 1,421.76
298-209	BPA	\$ 7,307.21	\$ 1,280.52	\$ -	\$ 8,587.73
298-210	NHS Day of Caring	\$ 972.89	\$ -	\$ -	\$ 972.89
298-211	Letterwinners	\$ 1,005.89	\$ 220.00	\$ 888.89	\$ 337.00
298-212	France 2020	\$ -	\$ -	\$ -	\$ -
298-213	National Honor Sc	\$ 1,060.20	\$ -	\$ 127.88	\$ 932.32
298-214	Prom	\$ 9,509.68	\$ 6,811.50	\$ 223.67	\$ 16,097.51
298-215	SH Knowledge Bov	\$ 1,235.62	\$ -	\$ -	\$ 1,235.62
298-216	LEO's Club	\$ -	\$ -	\$ -	\$ -
298-217	Robotics	\$ -	\$ -	\$ -	\$ -
298-218	FFA	\$ 7,219.24	\$ 396.60	\$ 1,230.40	\$ 6,385.44
298-219	Wolverine Explore	\$ 289.32	\$ -	\$ -	\$ 289.32
298-220	REACH	\$ 1,757.42	\$ -	\$ -	\$ 1,757.42
298-221	Book Fair	\$ (6,839.40)	\$ 6,839.40	\$ -	\$ -
298-305	Cheerleading	\$ 1,215.85	\$ -	\$ 108.81	\$ 1,107.04
298-310	Danceline	\$ 307.82	\$ -	\$ 236.50	\$ 71.32
Totals		\$ 229,334.08	\$ 14,414.88	\$ 5,153.34	\$ 238,595.62

Reconciliation

WSB - Std Act Checking	\$ 175,723.42
MSDLAF - Std Act Savings	\$ 124,760.44
	\$ 300,483.86
WSB - GF checking	\$ (43,629.23)
MSDLAF - GF - credit card	\$ (18,259.01)
	\$ (61,888.24)
	\$ 238,595.62
Sales Tax Payable	\$ -
	\$ 238,595.62
	\$ (0.00)

ISD 2155 budget to actual comparisons by month FY23 & FY24 & FY25
as of 3.31.25

EXPENDITURES	FY23			FY24			FY25		
	budget	actual	%	*budget	actual	%	budget	actual	%
July	15,116,934	369,730	2.45%	* 15,568,355	367,262	2.36%	16,555,581	536,254	3.24%
August	15,116,934	914,752	6.05%	* 15,568,355	821,832	5.28%	16,555,581	1,133,384	6.85%
September	15,116,934	2,187,225	14.47%	* 15,568,355	2,150,718	13.81%	16,555,581	2,396,824	14.48%
October	15,116,934	3,532,190	23.37%	* 15,568,355	3,715,342	23.86%	16,555,581	3,982,357	24.05%
November	15,116,934	5,071,915	33.55%	* 15,568,355	5,110,583	32.83%	16,555,581	5,432,050	32.81%
December	15,116,934	6,563,680	43.42%	* 15,568,355	6,541,918	42.02%	16,555,581	6,785,237	40.98%
January	15,116,934	7,819,745	51.73%	* 15,568,355	7,897,740	50.73%	16,555,581	8,166,065	49.33%
February	15,116,934	9,365,489	61.95%	* 15,568,355	9,327,774	59.91%	17,091,227	9,576,629	56.03%
March	16,224,905	10,849,550	66.87%	* 15,568,355	10,706,828	68.77%	17,091,227	10,973,916	64.21%
April	16,224,905	12,108,191	74.63%	16,901,760	11,949,573	70.70%	17,091,227		
May	16,224,905	13,611,420	83.89%	16,901,760	13,384,823	79.19%	17,091,227		
June	16,224,905	16,765,632	103.33%	16,901,760	16,897,039	99.97%	17,091,227		

* This budget does not
have any changes for new
employee bargaining agreements

REVENUES	FY23			FY24			FY24		
	budget	actual	%	budget	actual	%	budget	actual	%
July	14,654,963	384,504	2.62%	17,183,273	478,521	2.78%	16,925,499	418,432	2.47%
August	14,654,963	1,820,558	12.42%	17,183,273	2,161,209	12.58%	16,925,499	2,060,576	12.17%
September	14,654,963	2,408,803	16.44%	17,183,273	2,894,941	16.85%	16,925,499	2,878,622	17.01%
October	14,654,963	2,792,242	19.05%	17,183,273	3,372,646	19.63%	16,925,499	3,362,028	19.86%
November	14,654,963	3,174,030	21.66%	17,183,273	4,010,433	23.34%	16,925,499	3,938,487	23.27%
December	14,654,963	4,367,839	29.80%	17,183,273	5,216,490	30.36%	16,925,499	5,256,266	31.06%
January	14,654,963	6,711,465	45.80%	17,183,273	8,125,255	47.29%	16,925,499	6,605,695	39.03%
February	14,654,963	8,175,324	55.79%	17,183,273	9,832,163	57.22%	17,431,152	8,576,882	49.20%
March	15,011,116	9,620,557	64.09%	17,183,273	11,643,165	67.76%	17,431,152	10,237,548	58.73%
April	15,011,116	11,103,070	73.97%	17,959,700	13,393,372	74.57%	17,431,152		
May	15,011,116	12,545,630	83.58%	17,959,700	15,049,897	83.80%	17,431,152		
June	15,011,116	15,532,940	103.48%	17,959,700	17,528,631	97.60%	17,431,152		

**Wadena-Deer Creek ISD 2155 Working Budget Summary for 2026AD
For Board Discussion on 3.17.24**

** - wages are at FY25 rates, as new contract has not been settled as of 4.3.2025

General Fund		Expenses & OFU	Revenues & OFS	projected fund balance increase/(decrease)	ADM's
FD 01	2026AD Working Budget	17,122,811 **	17,157,525	34,714	1,100
	Revised budget "2025R1" Adopted 2.24.2025	17,091,227	17,431,152	339,925	1,100
	Proposed budget "2025AD" presented 6.10.24	16,555,581	16,925,499	369,918	1,120
	Actual 2024	17,020,876	17,652,467	631,591	1,113
	Original budget "2024AD" adopted 6.12.23	15,568,355	17,183,273	1,614,918	1,135
	Actual 2023	15,116,934	14,654,963	(461,971)	1,130
	Actual 2022	15,423,602	15,001,366	(422,236)	1,091
	Actual 2021	14,022,164	13,959,135	(63,029)	1,048
	Actual 2020	13,062,426	13,172,006	109,580	1,083
	Actual 2019	12,660,795	13,001,941	341,146	1,043
	Actual 2018	11,923,676	11,901,820	(21,856)	1,050
	Actual 2017	11,800,960	11,583,380	(217,580)	1,016
	Actual 2016	11,518,264	11,083,491	(434,773)	1,007
	Actual 2015	11,058,522	10,686,728	(371,794)	996
	Actual 2014	10,694,722	10,270,868	(423,854)	1,009
		184,326			
Food Service Fund		Expenses & OFU	Revenues & OFS	projected fund balance increase/(decrease)	
Fund 02	2026AD Working Budget	1,109,726 **	1,060,918	(48,808)	
	Revised budget "2025R1" Adopted 2.24.2025	1,109,726	1,060,918	(48,808)	
	Proposed budget "2025AD" presented 6.10.24	1,111,607	992,732	(118,875)	
	Actual 2024	1,163,945	1,053,666	(110,279)	
	Original budget "2024AD" adopted 6.12.23	1,031,558	975,485	(56,073)	
	Actual 2023	1,080,134	968,665	(111,469)	
	Actual 2022	1,148,095	1,138,540	(9,555)	
	Actual 2021	762,817	839,399	76,582	
	Actual 2020	825,784	886,805	61,021	
	Actual 2019	880,631	822,133	(58,498)	
	Actual 2018	771,262	830,425	59,163	
	Actual 2017	781,431	823,047	41,616	
	Actual 2016	855,982	854,653	(1,329)	
	Actual 2015	815,579	778,407	(37,172)	
	Actual 2014	776,043	777,588	1,545	
Community Service Fund		Expenses & OFU	Revenues & OFS	projected fund balance increase/(decrease)	
FD 04	2026AD Working Budget	811,040 **	841,891	30,851	
	Revised budget "2025R1" Adopted 2.24.2025	809,528	841,891	32,363	
	Proposed budget "2025AD" presented 6.10.24	873,165	900,441	27,276	
	Actual 2024	898,058	939,381	41,324	
	Original budget "2024AD" adopted 6.12.23	808,302	801,582	(6,720)	
	Actual 2023	850,552	854,427	3,875	
	Actual 2022	970,773	920,745	(50,028)	
	Actual 2021	798,604	849,918	51,314	
	Actual 2020	735,044	760,989	25,945	
	Actual 2019	1,042,474	1,037,459	(5,015)	
	Actual 2018	994,856	1,335,985	341,129	trnsfr in
	Actual 2017	967,792	970,190	2,398	\$436,187
	Actual 2016	942,762	898,662	(44,100)	
	Actual 2015	938,616	852,652	(85,964)	
	Actual 2014	919,880	884,822	(35,058)	
Building Construction Fund		Expenses & OFU	Revenues & OFS	projected fund balance increase/(decrease)	
FD 06	2026AD Working Budget	10,000	8,000	(2,000)	
	Revised budget "2025R1" Adopted 2.24.2025	5,000	7,000	2,000	
	Proposed budget "2025AD" presented 6.10.24	26,000	9,000	(17,000)	
	Actual 2024	26,000	8,395	(17,605)	
	Original budget "2024AD" adopted 6.12.23	-	8,000	8,000	
	Actual 2023	5,000	6,834	1,834	
	Actual 2022	-	343	343	
	Actual 2021	-	409	409	
	Actual 2020	4,062,707	38,007	(4,024,700)	
	Actual 2019	12,350,000	100,000	(12,250,000)	
	Actual 2018	4,103,947	14,551,063	10,447,116	
	Actual 2017	263,674	28,754	(234,920)	
	Actual 2016	4,539	13,681	9,142	
	Actual 2015	281,097	25,384	(255,713)	
	Actual 2014	393,239	12,387	(380,852)	
Debt Service Fund		Expenses & OFU	Revenues & OFS	projected fund balance increase/(decrease)	
FD 07	2026AD Working Budget	1,033,150	1,270,615	237,465	
	Revised budget "2025R1" Adopted 2.24.2025	1,031,050	1,184,772	153,722	
	Proposed budget "2025AD" presented 6.10.24	1,031,050	1,184,772	153,722	
	Actual 2024	1,034,200	1,087,305	53,105	
	Original budget "2024AD" adopted 6.12.23	1,033,850	1,158,387	124,537	
	Actual 2023	1,030,450	1,057,817	27,367	
	Actual 2022	1,025,747	1,068,428	42,681	
	Actual 2021	1,011,350	1,069,038	57,688	
	Actual 2020	1,014,139	1,049,379	35,240	
	Actual 2019	1,228,585	994,727	(233,858)	
	Actual 2018	523,496	704,116	180,620	
	Actual 2017	1,791,976	1,782,399	(9,577)	
	Actual 2016	556,851	521,729	(35,122)	
	Actual 2015	654,174	638,666	(15,508)	
	Actual 2014	608,853	558,520	(50,334)	

Wadena-Deer Creek Schools #2155 Journal Entry Listing

JE Cd	Period	Date	St Src	Ref	Description	Detail Desc	L	Fd	Org	Pro	Crs	Fin	O/S	Account Description	Debit Amount	Credit Amount
14830	202509	03/17/2025	P	JE	Std Act record term Actvf Book Fair	record term Actvf Book Fair	B	01	101	000				Cash WSB	277.68	0.00
This entry was suppose to move remaining balance to the Stdt Act Knowledge bowl account, JE 14875 corrected this.																
						record term Actvf Book Fair	B	12	101	000				Cash	0.00	277.68
						record term Actvf Book Fair	R	01	300	622	000	000	621	Sales-Purch Resale	0.00	277.68
						record term Actvf Book Fair	R	12	300	298	221	000	619	Book Fair - COGS	277.68	0.00
															\$555.36	\$555.36
14839	202509	03/21/2025	P	JE	Adj GolAdjust Golf Scramble to Deta	Adjust Golf Scramble to Detail B	B	01	422	000				Unappropriated Fund Balar	12,817.93	0.00
						Adjust Golf Scramble to Detail B	B	01	422	131				Undesign - Golf Scramble	0.00	12,817.93
															\$12,817.93	\$12,817.93
14852	202509	03/31/2025	P	JE	WSB rInvalid ACH routing - J Kenne	Invalid ACH routing - J KenneyB	B	01	101	000				Cash WSB	92.35	0.00
The bank rejected this payroll item, so entry was need to adjust cash, then check written																
						Invalid ACH routing - J KenneyB	B	01	206	005				AP - reimbursement transa	0.00	92.35
															\$92.35	\$92.35
14853	202509	03/31/2025	P	JE	REALLOCATE DUE TO OVE	REALLOCATE DUE TO OVEFE	B	01	110	050	000	000	111	Principal-Dir Sal	22,062.68	0.00
Adjustment (reallocation of allowable expense) to Title I allocation of Principal salary																
						REALLOCATE DUE TO OVEFE	B	01	111	216	000	401	110	Superintendent Sal	0.00	22,062.68
															\$22,062.68	\$22,062.68
14863	202509	03/31/2025	P	JE	Dec IntRecord March Int MSDLAF st	Record March Int MSDLAF stcB	B	12	104	000				MSDLAF Student Activies	451.54	0.00
						Record March Int MSDLAF stcR	R	12	300	298	002	000	092	Interest - Int Acct	0.00	451.54
															\$451.54	\$451.54
14864	202509	03/31/2025	P	JE	MSDLAInterest adj on P-card	Interest adj on P-card	B	01	104	014				MSDLAF - General	0.00	1.15
						Interest adj on P-card	R	01	000	000	000	000	092	Earnings-Investment	1.15	0.00
															\$1.15	\$1.15
14875	202510	04/16/2025	P	JE	Std Act Correct JE 14830	Correct JE 14830	B	01	101	000				Cash WSB	0.00	277.68
						Book Fair termination	B	12	101	000				Cash	277.68	0.00
						Correct JE 14830	R	01	300	622	000	000	621	Sales-Purch Resale	277.68	0.00
						Book Fair termination	R	12	300	298	215	301	099	Knowledge Bowl - Miscella	0.00	277.68
															\$555.36	\$555.36
14876	202509	03/31/2025	P	JE	Int AlloAllocate interest March - 25	Allocate interest March - 25	B	01	101	000				Cash WSB	0.00	2,143.30
allocation of interest in pooled cash accounts																
						Allocate interest March - 25	B	02	101	000				Cash WSB	14.97	0.00
						Allocate interest March - 25	B	04	101	000				Cash WSB	538.41	0.00
						Allocate interest March - 25	B	06	101	000				Cash WSB	0.00	628.20
						Allocate interest March - 25	B	07	101	000				Cash WSB	837.83	0.00
						Allocate interest March - 25	B	18	101	000				Cash WSB	123.89	0.00
						Allocate interest March - 25	R	01	000	000	000	000	092	Earnings-Investment	2,143.30	0.00
						Allocate interest March - 25	R	02	000	000	000	707	092	Earnings-Investment	0.00	14.97
						Allocate interest March - 25	R	04	000	000	000	000	092	Earnings-Investment	0.00	538.41
						Allocate interest March - 25	R	06	008	870	000	000	092	Earnings-Investment	628.20	0.00
						Allocate interest March - 25	R	07	000	000	000	000	092	Earnings-Investment	0.00	837.83

Wadena-Deer Creek Schools #2155 Journal Entry Listing

JE Cd	Period	Date	St	Src	Ref	Description	Detail Desc	L	Fd	Org	Pro	Crs	Fin	O/S	Account Description	Debit Amount	Credit Amount
14876	202509	03/31/2025	P	JE	Int Allo	Allocate interest March - 25	Allocate interest March - 25	R	18	000	000	000	000	092	Earnings-Investment	0.00	123.89
																\$4,286.60	\$4,286.60
14877	202510	04/16/2025	P	JE		Reclass FIN 300 crswlk to 000	Reclass FIN 300 crswlk to 000E	01	110	203	000	320	191		Early Retirement Inc	0.00	36,814.00
							Reclass FIN 300 crswlk to 000E	01	110	203	000	320	210		FICA/Medicare	0.00	2,816.28
							Reclass FIN 300 crswlk to 000E	01	110	203	005	000	191		Early Retirement Inc	36,814.00	0.00
							Reclass FIN 300 crswlk to 000E	01	110	203	005	000	210		FICA/Medicare	2,816.28	0.00
							Reclass FIN 300 crswlk to 000E	01	300	211	000	320	191		Early Retirement Inc	0.00	12,000.00
							Reclass FIN 300 crswlk to 000E	01	300	211	000	320	210		FICA/Medicare	0.00	918.00
							Reclass FIN 300 crswlk to 000E	01	300	211	005	000	191		Early Retirement Inc	12,000.00	0.00
							Reclass FIN 300 crswlk to 000E	01	300	211	005	000	210		FICA/Medicare	918.00	0.00
																\$52,548.28	\$52,548.28

Finance code 320 was originally set up for retirement expenses by cross-walking to 000. In FY25, MDE started allocating Indian Education Aid which is assigned Finance code 320 in the UFARS code. In order to use FIN 320 for these new aid rev/exp amounts, I need to move the retirements to new accounts, and this entry accomplishes this. The new codes for the new aid do not require a JE at this time.

**Wadena-Deer Creek ISD 2155 Working Budget Summary for 2026AD
For Board Discussion on 3.17.24**

** - wages are at FY25 rates, as new contract has not been settled as of 4.3.2025

General Fund		Expenses & OFU	Revenues & OFS	projected fund balance increase/(decrease)	ADM's
FD 01	2026AD Working Budget	17,122,811 **	17,157,525	34,714	1,100
	Revised budget "2025R1" Adopted 2.24.2025	17,091,227	17,431,152	339,925	1,100
	Proposed budget "2025AD" presented 6.10.24	16,555,581	16,925,499	369,918	1,120
	Actual 2024	17,020,876	17,652,467	631,591	1,113
	Original budget "2024AD" adopted 6.12.23	15,568,355	17,183,273	1,614,918	1,135
	Actual 2023	15,116,934	14,654,963	(461,971)	1,130
	Actual 2022	15,423,602	15,001,366	(422,236)	1,091
	Actual 2021	14,022,164	13,959,135	(63,029)	1,048
	Actual 2020	13,062,426	13,172,006	109,580	1,083
	Actual 2019	12,660,795	13,001,941	341,146	1,043
	Actual 2018	11,923,676	11,901,820	(21,856)	1,050
	Actual 2017	11,800,960	11,583,380	(217,580)	1,016
	Actual 2016	11,518,264	11,083,491	(434,773)	1,007
	Actual 2015	11,058,522	10,686,728	(371,794)	996
	Actual 2014	10,694,722	10,270,868	(423,854)	1,009
		184,326			
Food Service Fund		Expenses & OFU	Revenues & OFS	projected fund balance increase/(decrease)	
Fund 02	2026AD Working Budget	1,109,726 **	1,060,918	(48,808)	
	Revised budget "2025R1" Adopted 2.24.2025	1,109,726	1,060,918	(48,808)	
	Proposed budget "2025AD" presented 6.10.24	1,111,607	992,732	(118,875)	
	Actual 2024	1,163,945	1,053,666	(110,279)	
	Original budget "2024AD" adopted 6.12.23	1,031,558	975,485	(56,073)	
	Actual 2023	1,080,134	968,665	(111,469)	
	Actual 2022	1,148,095	1,138,540	(9,555)	
	Actual 2021	762,817	839,399	76,582	
	Actual 2020	825,784	886,805	61,021	
	Actual 2019	880,631	822,133	(58,498)	
	Actual 2018	771,262	830,425	59,163	
	Actual 2017	781,431	823,047	41,616	
	Actual 2016	855,982	854,653	(1,329)	
	Actual 2015	815,579	778,407	(37,172)	
	Actual 2014	776,043	777,588	1,545	
Community Service Fund		Expenses & OFU	Revenues & OFS	projected fund balance increase/(decrease)	
FD 04	2026AD Working Budget	811,040 **	841,891	30,851	
	Revised budget "2025R1" Adopted 2.24.2025	809,528	841,891	32,363	
	Proposed budget "2025AD" presented 6.10.24	873,165	900,441	27,276	
	Actual 2024	898,058	939,381	41,324	
	Original budget "2024AD" adopted 6.12.23	808,302	801,582	(6,720)	
	Actual 2023	850,552	854,427	3,875	
	Actual 2022	970,773	920,745	(50,028)	
	Actual 2021	798,604	849,918	51,314	
	Actual 2020	735,044	760,989	25,945	
	Actual 2019	1,042,474	1,037,459	(5,015)	
	Actual 2018	994,856	1,335,985	341,129	trnsfr in
	Actual 2017	967,792	970,190	2,398	\$436,187
	Actual 2016	942,762	898,662	(44,100)	
	Actual 2015	938,616	852,652	(85,964)	
	Actual 2014	919,880	884,822	(35,058)	
Building Construction Fund		Expenses & OFU	Revenues & OFS	projected fund balance increase/(decrease)	
FD 06	2026AD Working Budget	10,000	8,000	(2,000)	
	Revised budget "2025R1" Adopted 2.24.2025	5,000	7,000	2,000	
	Proposed budget "2025AD" presented 6.10.24	26,000	9,000	(17,000)	
	Actual 2024	26,000	8,395	(17,605)	
	Original budget "2024AD" adopted 6.12.23	-	8,000	8,000	
	Actual 2023	5,000	6,834	1,834	
	Actual 2022	-	343	343	
	Actual 2021	-	409	409	
	Actual 2020	4,062,707	38,007	(4,024,700)	
	Actual 2019	12,350,000	100,000	(12,250,000)	
	Actual 2018	4,103,947	14,551,063	10,447,116	
	Actual 2017	263,674	28,754	(234,920)	
	Actual 2016	4,539	13,681	9,142	
	Actual 2015	281,097	25,384	(255,713)	
	Actual 2014	393,239	12,387	(380,852)	
Debt Service Fund		Expenses & OFU	Revenues & OFS	projected fund balance increase/(decrease)	
FD 07	2026AD Working Budget	1,033,150	1,270,615	237,465	
	Revised budget "2025R1" Adopted 2.24.2025	1,031,050	1,184,772	153,722	
	Proposed budget "2025AD" presented 6.10.24	1,031,050	1,184,772	153,722	
	Actual 2024	1,034,200	1,087,305	53,105	
	Original budget "2024AD" adopted 6.12.23	1,033,850	1,158,387	124,537	
	Actual 2023	1,030,450	1,057,817	27,367	
	Actual 2022	1,025,747	1,068,428	42,681	
	Actual 2021	1,011,350	1,069,038	57,688	
	Actual 2020	1,014,139	1,049,379	35,240	
	Actual 2019	1,228,585	994,727	(233,858)	
	Actual 2018	523,496	704,116	180,620	
	Actual 2017	1,791,976	1,782,399	(9,577)	
	Actual 2016	556,851	521,729	(35,122)	
	Actual 2015	654,174	638,666	(15,508)	
	Actual 2014	608,853	558,520	(50,334)	

Wadena-Deer Creek Schools #2155

Exp Detail All

Period Ending March 31, 2025

Sequence: Fd, Org, Pro, Crs, Fin, O/S

										2025R1				% YTD	Remaining		
L	Fd	Org	Pro	Crs	Fin	O/S	Class	Sub	Description	Annual Budget	Period 202509	Year To Date	% YTD	Encumbrances	+ Enc	Balance	
01	General Fund																
	005 District Wide																
	010 Board of Education																
	000 Districtwide																
	000 Districtwide																
E	01	005	010	000	000	110	422	00	School Board Pay	17,730.00	0.00	17,730.00	100%	0.00	100%	0.00	
E	01	005	010	000	000	210	422	00	FICA/Medicare	1,356.00	0.00	1,356.36	100%	0.00	100%	(0.36)	
E	01	005	010	000	000	335	422	00	Short-Term Lease/Rentals	0.00	0.00	50.00	0%	0.00	0%	(50.00)	
E	01	005	010	000	000	366	422	00	Travel	5,150.00	418.90	6,208.83	121%	0.00	121%	(1,058.83)	
E	01	005	010	000	000	401	422	00	General Supplies & Expense	206.00	0.00	108.86	53%	0.00	53%	97.14	
E	01	005	010	000	000	820	422	00	Dues & Memberships	8,240.00	0.00	8,060.00	98%	0.00	98%	180.00	
E	01	005	010	000	000	896	422	00	Tornado Lots Abatements	5,459.00	0.00	0.00	0%	0.00	0%	5,459.00	
E	01	005	010	000	000	899	422	00	Miscellaneous Exp	0.00	0.00	50.00	0%	0.00	0%	(50.00)	
									000 Districtwide	38,141.00	418.90	33,564.05	88%	0.00	88%	4,576.95	
									000 Districtwide	38,141.00	418.90	33,564.05	88%	0.00	88%	4,576.95	
									010 Board of Education	38,141.00	418.90	33,564.05	88%	0.00	88%	4,576.95	
	020 Office of Supt.																
	000 Districtwide																
	000 Districtwide																
E	01	005	020	000	000	110	422	00	Superintendent Sal	177,943.00	14,411.92	125,447.86	70%	0.00	70%	52,495.14	
E	01	005	020	000	000	170	422	00	administrative assistant to su	11,267.00	932.73	8,265.55	73%	0.00	73%	3,001.45	
E	01	005	020	000	000	210	422	00	FICA/Medicare	13,872.00	1,170.52	10,320.70	74%	0.00	74%	3,551.30	
E	01	005	020	000	000	214	422	00	PERA	845.00	69.95	619.93	73%	0.00	73%	225.07	
E	01	005	020	000	000	218	422	00	TRA	15,570.00	1,261.04	11,349.36	73%	0.00	73%	4,220.64	
E	01	005	020	000	000	220	422	00	Health Insurance	1,920.00	160.00	1,440.00	75%	0.00	75%	480.00	
E	01	005	020	000	000	230	422	00	Life Ins	468.00	39.00	351.00	75%	0.00	75%	117.00	
E	01	005	020	000	000	250	422	00	Tax Shelt Annuities	10,000.00	849.98	7,449.82	74%	0.00	74%	2,550.18	
E	01	005	020	000	000	251	422	00	HCSP - Health Care State M	600.00	0.00	0.00	0%	0.00	0%	600.00	
E	01	005	020	000	000	366	422	00	Travel	103.00	0.00	421.97	410%	0.00	410%	(318.97)	
E	01	005	020	000	000	401	422	00	General Supplies	52.00	0.00	18.77	36%	0.00	36%	33.23	
E	01	005	020	000	000	820	422	00	Dues, Memberships, Lic, & F	2,575.00	0.00	2,699.48	105%	0.00	105%	(124.48)	
									000 Districtwide	235,215.00	18,895.14	168,384.44	72%	0.00	72%	66,830.56	
									000 Districtwide	235,215.00	18,895.14	168,384.44	72%	0.00	72%	66,830.56	
									020 Office of Supt.	235,215.00	18,895.14	168,384.44	72%	0.00	72%	66,830.56	

Wadena-Deer Creek Schools #2155

Exp Detail All

Period Ending March 31, 2025

Sequence: Fd, Org, Pro, Crs, Fin, O/S

										2025R1				% YTD		Remaining
L	Fd	Org	Pro	Crs	Fin	O/S	Class	Sub	Description	Annual Budget	Period 202509	Year To Date	% YTD	Encumbrances	+ Enc	Balance
01	General Fund															
	005 District Wide															
	021 Communications Coordinator															
	000 Districtwide															
	000 Districtwide															
E 01	005	021	000	000	170		422	00	Non-Instr Salary	140.00	52.50	320.81	229%	0.00	229%	(180.81)
	000 Districtwide									140.00	52.50	320.81	229%	0.00	229%	(180.81)
	000 Districtwide									140.00	52.50	320.81	229%	0.00	229%	(180.81)
	021 Communications Coordinator									140.00	52.50	320.81	229%	0.00	229%	(180.81)
	105 Gen Admin Support															
	000 Districtwide															
	000 Districtwide															
E 01	005	105	000	000	185		422	00	Other Salaries Election Judg	900.00	0.00	0.00	0%	0.00	0%	900.00
E 01	005	105	000	000	210		422	00	FICA/Medicare	69.00	0.00	0.00	0%	0.00	0%	69.00
E 01	005	105	000	000	218		422	00	TRA	38.00	0.00	0.00	0%	0.00	0%	38.00
E 01	005	105	000	000	401		422	00	General Supplies & Expense	103.00	11.19	54.80	53%	0.00	53%	48.20
E 01	005	105	000	000	899		422	00	Miscellaneous Exp	206.00	0.00	0.00	0%	0.00	0%	206.00
	000 Districtwide									1,316.00	11.19	54.80	4%	0.00	4%	1,261.20
	000 Districtwide									1,316.00	11.19	54.80	4%	0.00	4%	1,261.20
	105 Gen Admin Support									1,316.00	11.19	54.80	4%	0.00	4%	1,261.20
	107 Admin Support															
	000 Districtwide															
	000 Districtwide															
E 01	005	107	000	000	110		422	00	Communications Director	26,293.00	2,191.12	19,720.08	75%	0.00	75%	6,572.92
E 01	005	107	000	000	210		422	00	FICA/Medicare	1,864.00	144.99	1,304.92	70%	0.00	70%	559.08
E 01	005	107	000	000	214		422	00	PERA	1,972.00	164.34	1,479.06	75%	0.00	75%	492.94
E 01	005	107	000	000	230		422	00	Life Ins	63.00	5.26	47.34	75%	0.00	75%	15.66
E 01	005	107	000	000	250		422	00	Tax Shelt Annuities	1,750.00	145.82	1,312.38	75%	0.00	75%	437.62
	000 Districtwide									31,942.00	2,651.53	23,863.78	75%	0.00	75%	8,078.22
	000 Districtwide									31,942.00	2,651.53	23,863.78	75%	0.00	75%	8,078.22
	107 Admin Support									31,942.00	2,651.53	23,863.78	75%	0.00	75%	8,078.22
	110 Business Manager															
	000 Districtwide															
	000 Districtwide															
E 01	005	110	000	000	401		422	00	General Supplies	103.00	0.00	0.00	0%	0.00	0%	103.00

Wadena-Deer Creek Schools #2155

Exp Detail All

Period Ending March 31, 2025

Sequence: Fd, Org, Pro, Crs, Fin, O/S

										2025R1				% YTD		Remaining
L	Fd	Org	Pro	Crs	Fin	O/S	Class	Sub	Description	Annual Budget	Period 202509	Year To Date	% YTD	Encumbrances	+ Enc	Balance
01	General Fund															
	005 District Wide															
	110 Business Manager															
	000 Districtwide															
	000 Districtwide															
E 01	005	110	000	000	820		422	00	Dues, Memberships, Lic, & F	113.00	0.00	110.00	97%	0.00	97%	3.00
	000 Districtwide									216.00	0.00	110.00	51%	0.00	51%	106.00
	000 Districtwide									216.00	0.00	110.00	51%	0.00	51%	106.00
	110 Business Manager									216.00	0.00	110.00	51%	0.00	51%	106.00
	111 Business Office															
	000 Districtwide															
	000 Districtwide															
E 01	005	111	000	000	113		422	00	Non-Exec Salaries	82,121.00	6,843.42	61,590.78	75%	0.00	75%	20,530.22
E 01	005	111	000	000	170		422	00	Payroll / Bookkeeping /	130,391.00	10,702.15	97,135.50	74%	0.00	74%	33,255.50
E 01	005	111	000	000	180		422	00	Payroll/Bookkeeper	0.00	0.00	(4,141.04)	0%	0.00	0%	4,141.04
E 01	005	111	000	000	210		422	00	FICA/Medicare	15,770.00	1,269.12	11,778.29	75%	0.00	75%	3,991.71
E 01	005	111	000	000	214		422	00	PERA	15,938.00	1,315.93	11,904.58	75%	0.00	75%	4,033.42
E 01	005	111	000	000	220		422	00	Health Insurance	19,200.00	1,600.00	14,400.00	75%	0.00	75%	4,800.00
E 01	005	111	000	000	230		422	00	Life Ins	270.00	22.50	202.50	75%	0.00	75%	67.50
E 01	005	111	000	000	250		422	00	Tax Shelt Annuities	7,000.00	583.30	5,249.70	75%	0.00	75%	1,750.30
E 01	005	111	000	000	305		422	00	Prof-tech serv - E-Rate Skog	4,120.00	303.72	3,082.75	75%	0.00	75%	1,037.25
E 01	005	111	000	000	311		422	00	Prof-Technical Serv	3,090.00	0.00	1,500.00	49%	0.00	49%	1,590.00
E 01	005	111	000	000	318		422	00	Data Proc Servs - Frontline /	43,981.00	0.00	39,100.07	89%	0.00	89%	4,880.93
E 01	005	111	000	000	329		422	00	Postage	10,300.00	0.00	5,133.63	50%	0.00	50%	5,166.37
E 01	005	111	000	000	366		422	00	Travel	309.00	0.00	26.80	9%	0.00	9%	282.20
E 01	005	111	000	000	401		422	00	General Supplies	5,150.00	118.80	1,804.34	35%	13.99	35%	3,331.67
E 01	005	111	000	000	820		422	00	Dues & Memberships	1,854.00	240.00	1,854.00	100%	0.00	100%	0.00
	000 Districtwide									339,494.00	22,998.94	250,621.90	74%	13.99	74%	88,858.11
	000 Districtwide									339,494.00	22,998.94	250,621.90	74%	13.99	74%	88,858.11
	001															
	000 Districtwide															
E 01	005	111	001	000	305		422	00	WSB Wire Fee -incoming	309.00	20.00	190.00	61%	0.00	61%	119.00
	000 Districtwide									309.00	20.00	190.00	61%	0.00	61%	119.00
	001									309.00	20.00	190.00	61%	0.00	61%	119.00
	111 Business Office									339,803.00	23,018.94	250,811.90	74%	13.99	74%	88,977.11

Wadena-Deer Creek Schools #2155

Exp Detail All

Period Ending March 31, 2025

Sequence: Fd, Org, Pro, Crs, Fin, O/S

										2025R1				% YTD		Remaining
										Annual Budget	Period 202509	Year To Date	% YTD	Encumbrances	+ Enc	Balance
L	Fd	Org	Pro	Crs	Fin	O/S	Class	Sub	Description							
01	General Fund															
	005	District Wide														
		112	Dist Office - Marketing													
			000	Districtwide												
				000	Districtwide											
E	01	005	112	000	000	305	422	00	Professional Services	6,644.00	0.00	1,300.00	20%	0.00	20%	5,344.00
E	01	005	112	000	000	320	422	00	Communications Serv	12,360.00	1,504.00	8,445.73	68%	0.00	68%	3,914.27
E	01	005	112	000	000	329	422	00	Postage	1,030.00	0.00	0.00	0%	0.00	0%	1,030.00
E	01	005	112	000	000	335	422	00	Short-Term Lease/Rentals	3,502.00	135.00	3,015.00	86%	0.00	86%	487.00
E	01	005	112	000	000	401	422	00	General Supplies & Expense	773.00	52.48	87.46	11%	0.00	11%	685.54
E	01	005	112	000	000	820	422	00	Dues, Memberships, Lic, & F	155.00	0.00	0.00	0%	0.00	0%	155.00
							000	Districtwide		24,464.00	1,691.48	12,848.19	53%	0.00	53%	11,615.81
							000	Districtwide		24,464.00	1,691.48	12,848.19	53%	0.00	53%	11,615.81
							112	Dist Office - Marketing		24,464.00	1,691.48	12,848.19	53%	0.00	53%	11,615.81
							150	Legal Services								
								000	Districtwide							
									000	Districtwide						
E	01	005	150	000	000	311	422	00	Prof-Technical Serv	18,540.00	0.00	337.00	2%	0.00	2%	18,203.00
							000	Districtwide		18,540.00	0.00	337.00	2%	0.00	2%	18,203.00
							000	Districtwide		18,540.00	0.00	337.00	2%	0.00	2%	18,203.00
							150	Legal Services		18,540.00	0.00	337.00	2%	0.00	2%	18,203.00
							155	Audit Services								
								000	Districtwide							
									000	Districtwide						
E	01	005	155	000	000	311	422	00	Annual Fiscal Audit Fee's	26,677.00	0.00	32,812.50	123%	0.00	123%	(6,135.50)
							000	Districtwide		26,677.00	0.00	32,812.50	123%	0.00	123%	(6,135.50)
							000	Districtwide		26,677.00	0.00	32,812.50	123%	0.00	123%	(6,135.50)
							155	Audit Services		26,677.00	0.00	32,812.50	123%	0.00	123%	(6,135.50)
							170	Printing								
								000	Districtwide							
									000	Districtwide						
E	01	005	170	000	000	321	422	00	Advertising	4,120.00	0.00	0.00	0%	0.00	0%	4,120.00
							000	Districtwide		4,120.00	0.00	0.00	0%	0.00	0%	4,120.00
							000	Districtwide		4,120.00	0.00	0.00	0%	0.00	0%	4,120.00
							170	Printing		4,120.00	0.00	0.00	0%	0.00	0%	4,120.00

Wadena-Deer Creek Schools #2155

Exp Detail All

Period Ending March 31, 2025

Sequence: Fd, Org, Pro, Crs, Fin, O/S

										2025R1				% YTD		
L	Fd	Org	Pro	Crs	Fin	O/S	Class	Sub	Description	Annual Budget	Period 202509	Year To Date	% YTD	Encumbrances	+ Enc	Remaining Balance
01	General Fund															
	005 District Wide															
	199 School Elections															
	000 Districtwide															
	000 Districtwide															
E	01	005	199	000	000	320	422	00	Communications Serv	1,030.00	0.00	232.38	23%	0.00	23%	797.62
E	01	005	199	000	000	401	422	00	General Supplies & Expense	20,909.00	0.00	0.00	0%	0.00	0%	20,909.00
E	01	005	199	000	000	899	422	00	Elections expenses	0.00	0.00	857.50	0%	0.00	0%	(857.50)
	000 Districtwide									21,939.00	0.00	1,089.88	5%	0.00	5%	20,849.12
	000 Districtwide									21,939.00	0.00	1,089.88	5%	0.00	5%	20,849.12
	199 School Elections									21,939.00	0.00	1,089.88	5%	0.00	5%	20,849.12
	203 Elementary Ed.															
	000 Districtwide															
	000 Districtwide															
E	01	005	203	000	000	281	422	00	UI BTWN Terms Elem	95,000.00	0.00	73,071.79	77%	0.00	77%	21,928.21
	000 Districtwide									95,000.00	0.00	73,071.79	77%	0.00	77%	21,928.21
	000 Districtwide									95,000.00	0.00	73,071.79	77%	0.00	77%	21,928.21
	203 Elementary Ed.									95,000.00	0.00	73,071.79	77%	0.00	77%	21,928.21
	211 Secondary Education															
	000 Districtwide															
	000 Districtwide															
E	01	005	211	000	000	281	422	00	UI BTWN Terms Secondary	50,000.00	0.00	39,990.19	80%	0.00	80%	10,009.81
	000 Districtwide									50,000.00	0.00	39,990.19	80%	0.00	80%	10,009.81
	000 Districtwide									50,000.00	0.00	39,990.19	80%	0.00	80%	10,009.81
	211 Secondary Education									50,000.00	0.00	39,990.19	80%	0.00	80%	10,009.81
	400 General Special Ed.															
	000 Districtwide															
	000 Districtwide															
E	01	005	400	000	000	391	422	00	FED Operations mbr Service	58,968.00	0.00	56,158.85	95%	0.00	95%	2,809.15
	000 Districtwide									58,968.00	0.00	56,158.85	95%	0.00	95%	2,809.15
	000 Districtwide									58,968.00	0.00	56,158.85	95%	0.00	95%	2,809.15
	400 General Special Ed.									58,968.00	0.00	56,158.85	95%	0.00	95%	2,809.15
	420 Special Education															
	000 Districtwide															
	740 Spec Ed General															
E	01	005	420	000	740	154	422	00	Nurse - Licensed by MDE	36,923.00	3,518.75	21,935.44	59%	0.00	59%	14,987.56

Wadena-Deer Creek Schools #2155

Exp Detail All

Period Ending March 31, 2025

Sequence: Fd, Org, Pro, Crs, Fin, O/S

										2025R1				% YTD		Remaining
L	Fd	Org	Pro	Crs	Fin	O/S	Class	Sub	Description	Annual Budget	Period 202509	Year To Date	% YTD	Encumbrances	+ Enc	Balance
01	General Fund															
	005 District Wide															
	420 Special Education															
	000 Districtwide															
	740 Spec Ed General															
E 01	005	420	000	740	155	422	00		Licensed Nursing services	12,313.00	1,350.10	11,604.93	94%	0.00	94%	708.07
E 01	005	420	000	740	156	422	00		School Social Worker	36,962.00	3,097.04	22,408.11	61%	0.00	61%	14,553.89
E 01	005	420	000	740	210	422	00		FICA/Medicare	6,553.00	602.41	4,222.53	64%	0.00	64%	2,330.47
E 01	005	420	000	740	214	422	00		PERA	923.00	101.26	870.38	94%	0.00	94%	52.62
E 01	005	420	000	740	218	422	00		TRA	6,452.00	578.88	3,880.07	60%	0.00	60%	2,571.93
E 01	005	420	000	740	220	422	00		Health Insurance	2,880.00	240.00	1,738.32	60%	0.00	60%	1,141.68
E 01	005	420	000	740	230	422	00		Life Ins	126.00	10.50	71.04	56%	0.00	56%	54.96
E 01	005	420	000	740	250	422	00		Tax Shelt Annuities	1,420.00	120.24	828.73	58%	0.00	58%	591.27
	740 Spec Ed General									104,552.00	9,619.18	67,559.55	65%	0.00	65%	36,992.45
	000 Districtwide									104,552.00	9,619.18	67,559.55	65%	0.00	65%	36,992.45
	420 Special Education									104,552.00	9,619.18	67,559.55	65%	0.00	65%	36,992.45
	630 Technology Support															
	000 Districtwide															
	000 Districtwide															
E 01	005	630	000	000	180	422	00		Technology Salaries	147,856.00	12,111.36	111,097.92	75%	0.00	75%	36,758.08
E 01	005	630	000	000	210	422	00		FICA/Medicare	11,034.00	903.11	8,318.91	75%	0.00	75%	2,715.09
E 01	005	630	000	000	214	422	00		PERA	10,741.00	897.10	8,096.40	75%	0.00	75%	2,644.60
E 01	005	630	000	000	220	422	00		Health Insurance	9,600.00	800.00	7,200.00	75%	0.00	75%	2,400.00
E 01	005	630	000	000	230	422	00		Life Ins	180.00	15.00	135.00	75%	0.00	75%	45.00
E 01	005	630	000	000	250	422	00		Tax Shelt Annuities	5,000.00	416.64	3,749.76	75%	0.00	75%	1,250.24
E 01	005	630	000	000	305	422	00		Cons Fees/Fees -Ser	10,300.00	1,288.00	7,398.34	72%	0.00	72%	2,901.66
E 01	005	630	000	000	314	422	00		Contr-Equip Rep	7,725.00	952.88	10,591.03	137%	0.00	137%	(2,866.03)
E 01	005	630	000	000	320	422	00		T-Mobile Hotspot for monthly	25,750.00	1,880.00	13,372.90	52%	0.00	52%	12,377.10
E 01	005	630	000	000	330	422	00		Utilities	0.00	0.00	100.00	0%	0.00	0%	(100.00)
E 01	005	630	000	000	401	422	00		Misc Eq Replacements	10,300.00	0.00	530.13	5%	0.00	5%	9,769.87
E 01	005	630	000	000	405	422	00		Software - non instructional	36,050.00	737.10	22,386.39	62%	498.00	63%	13,165.61
E 01	005	630	000	000	406	422	00		Software - Instructional / lic e	56,650.00	0.00	90,067.58	159%	0.00	159%	(33,417.58)
E 01	005	630	000	000	455	422	00		NInstr - N-Cap Tech supply	10,300.00	0.00	2,997.24	29%	119.88	30%	7,182.88
E 01	005	630	000	000	456	422	00		Instr - N-Cap tech supply	515.00	0.00	1,497.75	291%	0.00	291%	(982.75)
E 01	005	630	000	000	530	422	00		Equipment	0.00	0.00	963.11	0%	0.00	0%	(963.11)
E 01	005	630	000	000	555	422	00		Non-Instr Tech Related Hrdw	0.00	0.00	2,698.73	0%	0.00	0%	(2,698.73)
E 01	005	630	000	000	556	422	00		Instruct tech related hardware	7,210.00	0.00	10,554.10	146%	0.00	146%	(3,344.10)

Wadena-Deer Creek Schools #2155

Exp Detail All

Period Ending March 31, 2025

Sequence: Fd, Org, Pro, Crs, Fin, O/S

										2025R1				% YTD	Remaining							
L	Fd	Org	Pro	Crs	Fin	O/S	Class	Sub	Description	Annual Budget	Period 202509	Year To Date	% YTD	Encumbrances	+ Enc	Balance						
01	General Fund																					
	005	District Wide																				
	630	Technology Support																				
		000	Districtwide																			
			000	Districtwide																		
E	01	005	630	000	000	820	422	00	Dues, Memberships, Lic, & F	515.00	0.00	550.00	107%	0.00	107%	(35.00)						
			000	Districtwide												349,726.00	20,001.19	302,305.29	86%	617.88	87%	46,802.83
			302	Operating Capital																		
E	01	005	630	000	302	466	424	00	Non Cap Instr Technology	33,653.00	0.00	0.00	0%	0.00	0%	33,653.00						
E	01	005	630	000	302	556	424	00	Instruct tech related hrdware	91,500.00	0.00	91,350.00	100%	0.00	100%	150.00						
			302	Operating Capital												125,153.00	0.00	91,350.00	73%	0.00	73%	33,803.00
			311	Telecom Access Costs																		
E	01	005	630	000	311	305	422	00	Professional Services	0.00	0.00	3,775.07	0%	69,532.00	0%	(73,307.07)						
E	01	005	630	000	311	391	422	00	Internet acces Freshwater	2,575.00	0.00	5,025.71	195%	0.00	195%	(2,450.71)						
E	01	005	630	000	311	455	422	00	Ninstr - N-Cap Tech supply	14,420.00	0.00	0.00	0%	0.00	0%	14,420.00						
			311	Telecom Access Costs												16,995.00	0.00	8,800.78	52%	69,532.00	461%	(61,337.78)
			000	Districtwide												491,874.00	20,001.19	402,456.07	82%	70,149.88	96%	19,268.05
			014	4th Prior Year Fed Awards																		
			160	ESSER III formula allocation																		
E	01	005	630	014	160	556	422	00	Capitalized Instrnl tech hrdw	18,980.00	0.00	18,979.94	100%	0.00	100%	0.06						
			160	ESSER III formula allocation												18,980.00	0.00	18,979.94	100%	0.00	100%	0.06
			014	4th Prior Year Fed Awards												18,980.00	0.00	18,979.94	100%	0.00	100%	0.06
			630	Technology Support												510,854.00	20,001.19	421,436.01	82%	70,149.88	96%	19,268.11
			640	Staff Development																		
			000	Districtwide																		
			316	Staff Development																		
E	01	005	640	000	316	366	403	00	Travel	20,600.00	760.17	12,512.69	61%	0.00	61%	8,087.31						
			316	Staff Development												20,600.00	760.17	12,512.69	61%	0.00	61%	8,087.31
			000	Districtwide												20,600.00	760.17	12,512.69	61%	0.00	61%	8,087.31
			640	Staff Development												20,600.00	760.17	12,512.69	61%	0.00	61%	8,087.31

Wadena-Deer Creek Schools #2155

Exp Detail All

Period Ending March 31, 2025

Sequence: Fd, Org, Pro, Crs, Fin, O/S

										2025R1				% YTD		Remaining						
										Annual Budget	Period 202509	Year To Date	% YTD	Encumbrances	+ Enc	Balance						
L	Fd	Org	Pro	Crs	Fin	O/S	Class	Sub	Description													
01	General Fund																					
	005	District Wide																				
		715	School Security																			
			000	Districtwide																		
				342	Safe Schools - Crime Levy																	
E	01	005	715	000	342	309	449	00	School Resource Officer	22,042.00	0.00	0.00	0%	0.00	0%	22,042.00						
				342	Safe Schools - Crime Levy						22,042.00	0.00	0.00	0%	0.00	0%	22,042.00					
			000	Districtwide											22,042.00	0.00	0.00	0%	0.00	0%	22,042.00	
		715	School Security													22,042.00	0.00	0.00	0%	0.00	0%	22,042.00
			718	Other School Safety																		
				000	Districtwide																	
				342	Safe Schools - Crime Levy																	
E	01	005	718	000	342	325	449	00	drug dog searches	2,060.00	0.00	1,020.00	50%	0.00	50%	1,040.00						
E	01	005	718	000	342	401	449	00	General Supplies & Expense	515.00	0.00	0.00	0%	0.00	0%	515.00						
E	01	005	718	000	342	406	449	00	Instr Software License Agree	0.00	0.00	2,526.30	0%	0.00	0%	(2,526.30)						
				342	Safe Schools - Crime Levy						2,575.00	0.00	3,546.30	138%	0.00	138%	(971.30)					
			000	Districtwide											2,575.00	0.00	3,546.30	138%	0.00	138%	(971.30)	
		718	Other School Safety													2,575.00	0.00	3,546.30	138%	0.00	138%	(971.30)
			720	Health Services																		
				000	Districtwide																	
				000	Districtwide																	
E	01	005	720	000	000	141	422	00	Non Licensed Salary	90.00	0.00	0.00	0%	0.00	0%	90.00						
E	01	005	720	000	000	154	422	00	Nurse - Licensed by MDE	32,260.00	3,074.36	22,844.29	71%	0.00	71%	9,415.71						
E	01	005	720	000	000	155	422	00	Nursing - licensed by MDHH	36,980.00	3,630.87	28,734.00	78%	0.00	78%	8,246.00						
E	01	005	720	000	000	170	422	00	Non licensed nurse	786.00	0.00	135.58	17%	0.00	17%	650.42						
E	01	005	720	000	000	210	422	00	FICA/Medicare	5,348.00	511.73	3,947.64	74%	0.00	74%	1,400.36						
E	01	005	720	000	000	214	422	00	PERA	2,839.00	272.32	2,178.98	77%	0.00	77%	660.02						
E	01	005	720	000	000	218	422	00	TRA - nursing MDE license	2,823.00	269.01	1,982.84	70%	0.00	70%	840.16						
E	01	005	720	000	000	230	422	00	Life Ins	109.00	8.80	61.05	56%	0.00	56%	47.95						
E	01	005	720	000	000	250	422	00	Tax Shelt Annuities	466.00	40.54	263.51	57%	0.00	57%	202.49						
E	01	005	720	000	000	305	422	00	Cons Fees/Fees -Ser	1,030.00	0.00	0.00	0%	320.00	31%	710.00						
E	01	005	720	000	000	401	422	00	General Supplies	18,540.00	227.92	1,390.03	7%	288.97	9%	16,861.00						
E	01	005	720	000	000	530	422	00	Equipment	0.00	0.00	1,364.99	0%	0.00	0%	(1,364.99)						
			000	Districtwide											101,271.00	8,035.55	62,902.91	62%	608.97	63%	37,759.12	
		000	Districtwide													101,271.00	8,035.55	62,902.91	62%	608.97	63%	37,759.12
		720	Health Services													101,271.00	8,035.55	62,902.91	62%	608.97	63%	37,759.12

Wadena-Deer Creek Schools #2155

Exp Detail All

Period Ending March 31, 2025

Sequence: Fd, Org, Pro, Crs, Fin, O/S

										2025R1				% YTD		Remaining
L	Fd	Org	Pro	Crs	Fin	O/S	Class	Sub	Description	Annual Budget	Period 202509	Year To Date	% YTD	Encumbrances	+ Enc	Balance
01	General Fund															
	005 District Wide															
	730 Psychological & Mental Health															
	000 Districtwide															
	000 Districtwide															
E	01	005	730	000	000	156	422	00	School Soc Worker/ psychol	73,051.00	10,362.45	47,630.76	65%	0.00	65%	25,420.24
E	01	005	730	000	000	210	422	00	FICA/Medicare	5,416.00	792.73	3,515.12	65%	0.00	65%	1,900.88
E	01	005	730	000	000	218	422	00	TRA	6,392.00	906.71	4,167.67	65%	0.00	65%	2,224.33
E	01	005	730	000	000	220	422	00	Health Insurance	9,600.00	0.00	4,800.00	50%	0.00	50%	4,800.00
E	01	005	730	000	000	230	422	00	Life Ins	90.00	0.00	45.00	50%	0.00	50%	45.00
E	01	005	730	000	000	250	422	00	Tax Shelt Annuities	1,000.00	41.66	541.58	54%	0.00	54%	458.42
									000 Districtwide	95,549.00	12,103.55	60,700.13	64%	0.00	64%	34,848.87
									000 Districtwide	95,549.00	12,103.55	60,700.13	64%	0.00	64%	34,848.87
									730 Psychological & Mental Health	95,549.00	12,103.55	60,700.13	64%	0.00	64%	34,848.87
	770 Food Service															
	000 Districtwide															
	000 Districtwide															
E	01	005	770	000	000	281	422	00	UI BTWN Terms Food Servic	7,000.00	0.00	4,709.81	67%	0.00	67%	2,290.19
									000 Districtwide	7,000.00	0.00	4,709.81	67%	0.00	67%	2,290.19
									000 Districtwide	7,000.00	0.00	4,709.81	67%	0.00	67%	2,290.19
									770 Food Service	7,000.00	0.00	4,709.81	67%	0.00	67%	2,290.19
	810 Operation & Maint.															
	000 Districtwide															
	000 Districtwide															
E	01	005	810	000	000	172	422	00	Custodial Salaries - HS/MS	407,044.00	38,544.19	306,074.03	75%	0.00	75%	100,969.97
E	01	005	810	000	000	210	422	00	FICA/Medicare	30,972.00	2,826.20	22,945.95	74%	0.00	74%	8,026.05
E	01	005	810	000	000	214	422	00	PERA	30,425.00	2,887.56	23,200.01	76%	0.00	76%	7,224.99
E	01	005	810	000	000	218	422	00	TRA	54.00	0.00	0.00	0%	0.00	0%	54.00
E	01	005	810	000	000	220	422	00	Health Insurance	19,200.00	2,400.00	24,000.00	125%	0.00	125%	(4,800.00)
E	01	005	810	000	000	230	422	00	Life Ins	668.00	59.82	501.91	75%	0.00	75%	166.09
E	01	005	810	000	000	250	422	00	Tax Shelt Annuities	2,000.00	166.64	1,708.06	85%	0.00	85%	291.94
E	01	005	810	000	000	280	422	00	UI - MS/HS Custodian	2,000.00	0.00	1,373.76	69%	0.00	69%	626.24
E	01	005	810	000	000	305	422	00	Professional Services	25,000.00	0.00	25,663.11	103%	0.00	103%	(663.11)
E	01	005	810	000	000	310	422	00	Other Personal Serv	4,893.00	380.00	3,140.00	64%	0.00	64%	1,753.00
E	01	005	810	000	000	312	422	00	Contr-Upkeep Grnds	4,120.00	240.00	856.00	21%	0.00	21%	3,264.00
E	01	005	810	000	000	313	422	00	Contr-Bldg Rep	64,000.00	1,518.82	77,637.99	121%	0.00	121%	(13,637.99)
E	01	005	810	000	000	314	422	00	Contr-Equip Rep	10,300.00	0.00	3,957.99	38%	0.00	38%	6,342.01

Wadena-Deer Creek Schools #2155

Exp Detail All

Period Ending March 31, 2025

Sequence: Fd, Org, Pro, Crs, Fin, O/S

										2025R1				% YTD		Remaining
L	Fd	Org	Pro	Crs	Fin	O/S	Class	Sub	Description	Annual Budget	Period 202509	Year To Date	% YTD	Encumbrances	+ Enc	Balance
01	General Fund															
	005 District Wide															
	810 Operation & Maint.															
	000 Districtwide															
	000 Districtwide															
E	01	005	810	000	000	320	422	00	Communications Serv	20,600.00	189.20	12,488.65	61%	0.00	61%	8,111.35
E	01	005	810	000	000	330	422	00	Utilities - Garbage	22,660.00	1,167.89	10,229.71	45%	0.00	45%	12,430.29
E	01	005	810	000	000	331	422	00	Water & Sewage	14,420.00	1,213.54	7,533.51	52%	0.00	52%	6,886.49
E	01	005	810	000	000	332	422	00	Electricity	175,100.00	23,440.95	127,801.76	73%	0.00	73%	47,298.24
E	01	005	810	000	000	335	422	00	Short-Term Lease/Rentals	4,120.00	0.00	3,900.00	95%	0.00	95%	220.00
E	01	005	810	000	000	366	422	00	Travel/Conferences/Lodging	206.00	0.00	27.56	13%	0.00	13%	178.44
E	01	005	810	000	000	401	422	00	General Supplies & Expense	4,635.00	165.75	2,219.20	48%	0.00	48%	2,415.80
E	01	005	810	000	000	410	422	00	Custodial Supplies	41,200.00	4,512.79	28,152.32	68%	0.00	68%	13,047.68
E	01	005	810	000	000	411	422	00	Oper of Vehicles	515.00	0.00	0.00	0%	0.00	0%	515.00
E	01	005	810	000	000	415	422	00	Cust Maint/Rplcmt Supplies	30,900.00	1,055.02	2,647.12	9%	809.60	11%	27,443.28
E	01	005	810	000	000	440	422	00	Fuel For Buildings	6,180.00	365.99	2,623.17	42%	0.00	42%	3,556.83
E	01	005	810	000	000	530	422	00	Equipment	8,900.00	0.00	8,863.88	100%	0.00	100%	36.12
E	01	005	810	000	000	820	422	00	Dues, Memberships, Lic, & F	206.00	0.00	110.00	53%	0.00	53%	96.00
						000	Districtwide			930,318.00	81,134.36	697,655.69	75%	809.60	75%	231,852.71
						302	Operating Capital									
E	01	005	810	000	302	530	424	00	Equipment	0.00	0.00	896.00	0%	0.00	0%	(896.00)
						302	Operating Capital			0.00	0.00	896.00	0%	0.00	0%	(896.00)
						000	Districtwide			930,318.00	81,134.36	698,551.69	75%	809.60	75%	230,956.71
						810	Operation & Maint.			930,318.00	81,134.36	698,551.69	75%	809.60	75%	230,956.71
						815	Care of Grounds									
						000	Districtwide									
						000	Districtwide									
E	01	005	815	000	000	172	422	00	Custodial Salaries	113,185.00	8,745.78	84,937.30	75%	0.00	75%	28,247.70
E	01	005	815	000	000	210	422	00	FICA/Medicare	8,206.00	664.70	6,360.99	78%	0.00	78%	1,845.01
E	01	005	815	000	000	214	422	00	PERA	8,023.00	655.94	6,263.79	78%	0.00	78%	1,759.21
E	01	005	815	000	000	220	422	00	Health Insurance	19,200.00	1,588.00	10,388.00	54%	0.00	54%	8,812.00
E	01	005	815	000	000	230	422	00	Life Ins	180.00	15.00	135.00	75%	0.00	75%	45.00
E	01	005	815	000	000	250	422	00	Tax Shelt Annuities	2,000.00	166.64	1,499.76	75%	0.00	75%	500.24
E	01	005	815	000	000	305	422	00	Professional Services	3,605.00	0.00	6,186.96	172%	0.00	172%	(2,581.96)
E	01	005	815	000	000	312	422	00	Contr-Upkeep Grnds	6,180.00	0.00	980.00	16%	0.00	16%	5,200.00
E	01	005	815	000	000	313	422	00	Contr-Bldg Rep	2,060.00	0.00	250.00	12%	0.00	12%	1,810.00
E	01	005	815	000	000	314	422	00	Contr-Equip Rep	6,180.00	0.00	5,934.58	96%	0.00	96%	245.42

Wadena-Deer Creek Schools #2155

Exp Detail All

Period Ending March 31, 2025

Sequence: Fd, Org, Pro, Crs, Fin, O/S

										2025R1				% YTD		Remaining
L	Fd	Org	Pro	Crs	Fin	O/S	Class	Sub	Description	Annual Budget	Period 202509	Year To Date	% YTD	Encumbrances	+ Enc	Balance
01	General Fund															
	005 District Wide															
	815 Care of Grounds															
	000 Districtwide															
	000 Districtwide															
E	01	005	815	000	000	330	422	00	Utilities- Garbage	1,545.00	54.41	825.93	53%	0.00	53%	719.07
E	01	005	815	000	000	331	422	00	Water & Sewage	0.00	635.61	635.61	0%	0.00	0%	(635.61)
E	01	005	815	000	000	335	422	00	Short-Term Lease/Rentals	4,790.00	13.50	264.55	6%	0.00	6%	4,525.45
E	01	005	815	000	000	401	422	00	General Supplies	36,050.00	1,055.35	19,613.82	54%	0.00	54%	16,436.18
E	01	005	815	000	000	402	424	00	Gasoline - grounds	1,545.00	0.00	1,550.22	100%	0.00	100%	(5.22)
E	01	005	815	000	000	407	422	00	Diesel Fuel	2,163.00	0.00	1,187.50	55%	0.00	55%	975.50
									000 Districtwide	214,912.00	13,594.93	147,014.01	68%	0.00	68%	67,897.99
	302 Operating Capital															
E	01	005	815	000	302	530	424	00	Equipment	13,500.00	0.00	13,124.00	97%	0.00	97%	376.00
									302 Operating Capital	13,500.00	0.00	13,124.00	97%	0.00	97%	376.00
									000 Districtwide	228,412.00	13,594.93	160,138.01	70%	0.00	70%	68,273.99
									815 Care of Grounds	228,412.00	13,594.93	160,138.01	70%	0.00	70%	68,273.99
	850 Facilities															
	000 Districtwide															
	000 Districtwide															
E	01	005	850	000	000	305	422	00	Professional Services	0.00	0.00	599.71	0%	0.00	0%	(599.71)
E	01	005	850	000	000	335	422	00	Short-Term Lease/Rentals	10,300.00	3,689.07	48,312.91	469%	0.00	469%	(38,012.91)
E	01	005	850	000	000	350	422	00	Repairs and Maintena	30,900.00	0.00	645.00	2%	0.00	2%	30,255.00
E	01	005	850	000	000	580	422	00	Capital Lease Principal	14,832.00	0.00	0.00	0%	0.00	0%	14,832.00
E	01	005	850	000	000	581	422	00	Capital Lease Interest	2,318.00	0.00	0.00	0%	0.00	0%	2,318.00
									000 Districtwide	58,350.00	3,689.07	49,557.62	85%	0.00	85%	8,792.38
	302 Operating Capital															
E	01	005	850	000	302	511	424	00	Site Grnds Improve.	8,343.00	0.00	0.00	0%	0.00	0%	8,343.00
									302 Operating Capital	8,343.00	0.00	0.00	0%	0.00	0%	8,343.00
									000 Districtwide	66,693.00	3,689.07	49,557.62	74%	0.00	74%	17,135.38
									850 Facilities	66,693.00	3,689.07	49,557.62	74%	0.00	74%	17,135.38
	865 Long Term Facility Maintenance															
	000 Districtwide															
	347 Physical Hazard															
E	01	005	865	000	347	401	467	00	General Supplies & Expense	2,575.00	97.80	1,624.43	63%	0.00	63%	950.57
									347 Physical Hazard	2,575.00	97.80	1,624.43	63%	0.00	63%	950.57

Wadena-Deer Creek Schools #2155

Exp Detail All

Period Ending March 31, 2025

Sequence: Fd, Org, Pro, Crs, Fin, O/S

										2025R1				% YTD		Remaining							
										Annual Budget	Period 202509	Year To Date	% YTD	Encumbrances	+ Enc	Balance							
L	Fd	Org	Pro	Crs	Fin	O/S	Class	Sub	Description														
01	General Fund																						
	005	District Wide																					
	865	Long Term Facility Maintenance																					
		000	Districtwide																				
			349	Other Hazardous Mat																			
E 01	005	865	000	349	311	467	00		Prof-Technical Serv	0.00	0.00	5.40	0%	0.00	0%	(5.40)							
			349	Other Hazardous Mat													0.00	0.00	5.40	0%	0.00	0%	(5.40)
			352	Hlth-Safety Mgmt																			
E 01	005	865	000	352	311	467	00		Prof-Technical Serv	10,300.00	0.00	10,267.03	100%	0.00	100%	32.97							
E 01	005	865	000	352	590	467	00		Other Cap Exp	13,905.00	0.00	0.00	0%	0.00	0%	13,905.00							
			352	Hlth-Safety Mgmt													24,205.00	0.00	10,267.03	42%	0.00	42%	13,937.97
			363	Fire Safety																			
E 01	005	865	000	363	311	467	00		Prof-Technical Serv	31,930.00	2,873.00	15,140.95	47%	0.00	47%	16,789.05							
			363	Fire Safety													31,930.00	2,873.00	15,140.95	47%	0.00	47%	16,789.05
			367	LTFM Accessibility																			
E 01	005	865	000	367	311	467	00		Prof-Technical Serv	6,077.00	0.00	0.00	0%	0.00	0%	6,077.00							
E 01	005	865	000	367	350	467	00		LTFM - Accessibility R&M	1,030.00	0.00	0.00	0%	0.00	0%	1,030.00							
			367	LTFM Accessibility													7,107.00	0.00	0.00	0%	0.00	0%	7,107.00
			369	LTFM Building Hrdwre & Eq																			
E 01	005	865	000	369	311	467	00		Prof-Technical Serv	0.00	0.00	1,050.00	0%	0.00	0%	(1,050.00)							
			369	LTFM Building Hrdwre & Eq													0.00	0.00	1,050.00	0%	0.00	0%	(1,050.00)
			380	LTFM Mechanical systems																			
E 01	005	865	000	380	311	467	00		Prof-Technical Serv	721.00	0.00	0.00	0%	0.00	0%	721.00							
			380	LTFM Mechanical systems													721.00	0.00	0.00	0%	0.00	0%	721.00
			384	LTFM Site Projects																			
E 01	005	865	000	384	522	467	00		LTFM - Site Projects	14,000.00	0.00	13,740.00	98%	0.00	98%	260.00							
			384	LTFM Site Projects													14,000.00	0.00	13,740.00	98%	0.00	98%	260.00
			000	Districtwide													80,538.00	2,970.80	41,827.81	52%	0.00	52%	38,710.19
			865	Long Term Facility Maintenance													80,538.00	2,970.80	41,827.81	52%	0.00	52%	38,710.19
			930	Employee Benefits																			
				000 Districtwide																			
				000 Districtwide																			
E 01	005	930	000	000	270	422	00		Workers Comp Ins.	118,000.00	9,836.00	117,801.00	100%	0.00	100%	199.00							

Wadena-Deer Creek Schools #2155

Exp Detail All

Period Ending March 31, 2025

Sequence: Fd, Org, Pro, Crs, Fin, O/S

										2025R1				% YTD		Remaining					
L	Fd	Org	Pro	Crs	Fin	O/S	Class	Sub	Description	Annual Budget	Period 202509	Year To Date	% YTD	Encumbrances	+ Enc	Balance					
01	General Fund																				
	005	District Wide																			
		930	Employee Benefits																		
			000	Districtwide																	
				000	Districtwide																
E	01	005	930	000	000	280	422	00	Unemployment Ins	1,000.00	0.00	345.00	35%	0.00	35%	655.00					
				000	Districtwide									119,000.00	9,836.00	118,146.00	99%	0.00	99%	854.00	
				000	Districtwide									119,000.00	9,836.00	118,146.00	99%	0.00	99%	854.00	
			930	Employee Benefits									119,000.00	9,836.00	118,146.00	99%	0.00	99%	854.00		
			940	Property-Other Ins.																	
				000	Districtwide																
					000	Districtwide															
E	01	005	940	000	000	340	422	00	Insurance	166,000.00	7,076.03	150,672.35	91%	0.00	91%	15,327.65					
				000	Districtwide									166,000.00	7,076.03	150,672.35	91%	0.00	91%	15,327.65	
				000	Districtwide									166,000.00	7,076.03	150,672.35	91%	0.00	91%	15,327.65	
			940	Property-Other Ins.									166,000.00	7,076.03	150,672.35	91%	0.00	91%	15,327.65		
			950	Transfer																	
				001																	
					000	Districtwide															
E	01	005	950	001	000	910	422	00	Transfer to Community Servi	117,852.00	0.00	0.00	0%	0.00	0%	117,852.00					
				000	Districtwide									117,852.00	0.00	0.00	0%	0.00	0%	117,852.00	
				001										117,852.00	0.00	0.00	0%	0.00	0%	117,852.00	
			950	Transfer									117,852.00	0.00	0.00	0%	0.00	0%	117,852.00		
		005	District Wide									3,519,737.00	215,560.51	2,545,679.06	72%	71,582.44	74%	902,475.50			
		006	Transportation																		
			760	Pupil Transp.																	
				000	Districtwide																
					000	Districtwide															
E	01	006	760	000	000	281	422	00	UI BTWN Terms - Transport	9,000.00	0.00	6,132.00	68%	0.00	68%	2,868.00					
E	01	006	760	000	000	314	422	00	Contr-Equip Rep	0.00	21,601.87	21,601.87	0%	0.00	0%	(21,601.87)					
				000	Districtwide									9,000.00	21,601.87	27,733.87	308%	0.00	308%	(18,733.87)	
				302	Operating Capital																
E	01	006	760	000	302	530	424	00	Equipment	28,840.00	65,756.60	93,396.36	324%	(65,756.60)	96%	1,200.24					
E	01	006	760	000	302	548	424	00	Elig Transp Vehicle	133,900.00	(5.00)	130,067.72	97%	65,756.60	146%	(61,924.32)					

Wadena-Deer Creek Schools #2155

Exp Detail All

Period Ending March 31, 2025

Sequence: Fd, Org, Pro, Crs, Fin, O/S

								2025R1				% YTD		Remaining		
L	Fd	Org	Pro	Crs	Fin	O/S	Class Sub	Description	Annual Budget	Period 202509	Year To Date	% YTD	Encumbrances	+ Enc	Balance	
01	General Fund															
	006 Transportation															
	760 Pupil Transp.															
	000 Districtwide															
	302 Operating Capital															
E 01	006	760	000	302	550	424	00	Non-eligible vehicles	28,000.00	0.00	27,750.94	99%	0.00	99%	249.06	
				302	Operating Capital				190,740.00	65,751.60	251,215.02	132%	0.00	132%	(60,475.02)	
	713 Open Enr-Out of Dist															
E 01	006	760	000	713	365	422	00	OOD / open enr chargeback	123,600.00	0.00	0.00	0%	0.00	0%	123,600.00	
				713	Open Enr-Out of Dist				123,600.00	0.00	0.00	0%	0.00	0%	123,600.00	
	720 Reg to & from School															
E 01	006	760	000	720	110	422	00	Transportation Director	86,642.00	7,278.50	63,844.15	74%	0.00	74%	22,797.85	
E 01	006	760	000	720	173	422	00	Transp Salaries	403,826.00	31,665.53	243,138.52	60%	0.00	60%	160,687.48	
E 01	006	760	000	720	185	422	00	Other Salaries	4,500.00	2,397.11	6,447.11	143%	0.00	143%	(1,947.11)	
E 01	006	760	000	720	210	422	00	FICA/Medicare	36,379.00	2,980.85	22,784.54	63%	0.00	63%	13,594.46	
E 01	006	760	000	720	214	422	00	PERA	32,156.00	2,757.44	21,088.89	66%	0.00	66%	11,067.11	
E 01	006	760	000	720	218	422	00	TRA	440.00	209.75	682.17	155%	0.00	155%	(242.17)	
E 01	006	760	000	720	220	422	00	Health Insurance	60,735.00	3,988.00	27,540.37	45%	0.00	45%	33,194.63	
E 01	006	760	000	720	230	422	00	Life Ins	970.00	70.52	514.04	53%	0.00	53%	455.96	
E 01	006	760	000	720	250	422	00	Tax Shelt Annuities	2,500.00	208.32	1,874.88	75%	0.00	75%	625.12	
E 01	006	760	000	720	280	422	00	UI - Transportation - buses	500.00	0.00	0.00	0%	0.00	0%	500.00	
E 01	006	760	000	720	305	422	00	Professional Services	6,180.00	260.00	2,797.00	45%	0.00	45%	3,383.00	
E 01	006	760	000	720	310	422	00	DOT Physicals & Drug Testir	1,030.00	0.00	31.50	3%	0.00	3%	998.50	
E 01	006	760	000	720	313	422	00	Contr-Bldg Rep	1,030.00	0.00	1,327.39	129%	0.00	129%	(297.39)	
E 01	006	760	000	720	314	422	00	Contr-Equip Rep	36,050.00	3,661.89	25,085.41	70%	0.00	70%	10,964.59	
E 01	006	760	000	720	320	422	00	Trans - Communications Ser	412.00	35.01	280.08	68%	0.00	68%	131.92	
E 01	006	760	000	720	330	422	00	Utilities-Garbage	1,236.00	90.68	886.19	72%	0.00	72%	349.81	
E 01	006	760	000	720	331	422	00	Water & Sewage	1,030.00	83.00	903.56	88%	0.00	88%	126.44	
E 01	006	760	000	720	332	422	00	Electricity	10,300.00	504.73	17,555.92	170%	0.00	170%	(7,255.92)	
E 01	006	760	000	720	335	422	00	Short-Term Lease/Rentals	13,493.00	57.70	440.72	3%	0.00	3%	13,052.28	
E 01	006	760	000	720	340	422	00	Insurance	15,000.00	0.00	0.00	0%	0.00	0%	15,000.00	
E 01	006	760	000	720	365	422	00	Reg to/from trans chargebac	(227,064.00)	0.00	0.00	0%	0.00	0%	(227,064.00)	
E 01	006	760	000	720	401	422	00	General Supplies	8,240.00	0.00	2,094.10	25%	0.00	25%	6,145.90	
E 01	006	760	000	720	402	422	00	Gasoline	20,600.00	2,732.88	15,835.32	77%	0.00	77%	4,764.68	
E 01	006	760	000	720	403	422	00	Vehicle Maint/Parts	66,950.00	3,258.43	53,016.32	79%	0.00	79%	13,933.68	
E 01	006	760	000	720	407	422	00	Diesel Fuel	123,600.00	7,863.96	41,327.68	33%	0.00	33%	82,272.32	
E 01	006	760	000	720	440	422	00	Fuel For Buildings bus garag	2,060.00	221.10	1,167.02	57%	0.00	57%	892.98	

Wadena-Deer Creek Schools #2155

Exp Detail All

Period Ending March 31, 2025

Sequence: Fd, Org, Pro, Crs, Fin, O/S

								2025R1				% YTD		Remaining		
L	Fd	Org	Pro	Crs	Fin	O/S	Class Sub	Description	Annual Budget	Period 202509	Year To Date	% YTD	Encumbrances	+ Enc	Balance	
01	General Fund															
	006 Transportation															
	760 Pupil Transp.															
	000 Districtwide															
	720 Reg to & from School															
E 01	006	760	000	720	899	422	00	Miscellaneous Exp	103.00	0.00	0.00	0%	0.00	0%	103.00	
				720	Reg to & from School				708,898.00	70,325.40	550,662.88	78%	0.00	78%	158,235.12	
	723 Handicapped															
E 01	006	760	000	723	162	422	00	Child Specific Ed Asst - bus :	17,270.00	2,028.26	13,653.79	79%	0.00	79%	3,616.21	
E 01	006	760	000	723	173	422	00	Spec Ed Trip Drivers	42,107.00	6,971.41	48,661.66	116%	0.00	116%	(6,554.66)	
E 01	006	760	000	723	210	422	00	FICA/Medicare	3,476.00	555.22	3,776.90	109%	0.00	109%	(300.90)	
E 01	006	760	000	723	214	422	00	PERA	4,084.00	675.00	4,633.45	113%	0.00	113%	(549.45)	
E 01	006	760	000	723	218	422	00	TRA	0.00	0.00	14.44	0%	0.00	0%	(14.44)	
E 01	006	760	000	723	220	422	00	Health Insurance	6,465.00	800.00	6,874.68	106%	0.00	106%	(409.68)	
E 01	006	760	000	723	230	422	00	Life Ins	151.00	15.99	119.99	79%	0.00	79%	31.01	
E 01	006	760	000	723	250	422	00	Tax Shelt Annuities	0.00	0.00	3.52	0%	0.00	0%	(3.52)	
E 01	006	760	000	723	365	422	00	Sp Ed trans chargeback	39,655.00	0.00	0.00	0%	0.00	0%	39,655.00	
E 01	006	760	000	723	390	422	00	Sped transp - Freshwater Ed	10,300.00	0.00	0.00	0%	0.00	0%	10,300.00	
E 01	006	760	000	723	401	422	00	General Supplies & Expense	2,060.00	0.00	0.00	0%	0.00	0%	2,060.00	
				723	Handicapped				125,568.00	11,045.88	77,738.43	62%	0.00	62%	47,829.57	
	733 Nonauthorized Transp															
E 01	006	760	000	733	402	422	00	Gasoline	0.00	54.94	118.94	0%	0.00	0%	(118.94)	
				733	Nonauthorized Transp				0.00	54.94	118.94	0%	0.00	0%	(118.94)	
	000 Districtwide															
									1,157,806.00	168,779.69	907,469.14	78%	0.00	78%	250,336.86	
	013 Third Prior Yr Fed Funds															
	161 ESSER III learning Loss															
E 01	006	760	013	161	173	422	00	Transp Salaries	3,102.00	0.00	0.00	0%	0.00	0%	3,102.00	
E 01	006	760	013	161	210	422	00	FICA/Medicare	237.00	0.00	0.00	0%	0.00	0%	237.00	
E 01	006	760	013	161	214	422	00	PERA	233.00	0.00	0.00	0%	0.00	0%	233.00	
				161	ESSER III learning Loss				3,572.00	0.00	0.00	0%	0.00	0%	3,572.00	
				013	Third Prior Yr Fed Funds				3,572.00	0.00	0.00	0%	0.00	0%	3,572.00	
	760 Pupil Transp.															
									1,161,378.00	168,779.69	907,469.14	78%	0.00	78%	253,908.86	
	006 Transportation															
									1,161,378.00	168,779.69	907,469.14	78%	0.00	78%	253,908.86	

Wadena-Deer Creek Schools #2155

Exp Detail All

Period Ending March 31, 2025

Sequence: Fd, Org, Pro, Crs, Fin, O/S

										2025R1				% YTD		Remaining			
L	Fd	Org	Pro	Crs	Fin	O/S	Class	Sub	Description	Annual Budget	Period 202509	Year To Date	% YTD	Encumbrances	+ Enc	Balance			
01	General Fund																		
	010	Wadena Elementary Building																	
		810	Operation & Maint.																
			000	Districtwide															
				000	Districtwide														
E	01	010	810	000	000	172	422	00	Custodial Salaries - Element	154,924.00	16,354.87	125,611.55	81%	0.00	81%	29,312.45			
E	01	010	810	000	000	210	422	00	FICA/Medicare	11,597.00	1,207.74	9,897.29	85%	0.00	85%	1,699.71			
E	01	010	810	000	000	214	422	00	PERA	11,547.00	1,225.38	9,943.22	86%	0.00	86%	1,603.78			
E	01	010	810	000	000	218	422	00	TRA	66.00	0.00	113.91	173%	0.00	173%	(47.91)			
E	01	010	810	000	000	220	422	00	Health Insurance	28,800.00	3,188.00	23,988.00	83%	0.00	83%	4,812.00			
E	01	010	810	000	000	230	422	00	Life Ins	277.00	30.00	225.00	81%	0.00	81%	52.00			
E	01	010	810	000	000	250	422	00	Tax Shelt Annuities	2,260.00	190.00	1,510.00	67%	0.00	67%	750.00			
E	01	010	810	000	000	280	422	00	UI - Elementary Custodian	5,000.00	0.00	3,464.00	69%	0.00	69%	1,536.00			
E	01	010	810	000	000	313	422	00	Contr-Bldg Rep	25,750.00	2,237.65	11,281.40	44%	0.00	44%	14,468.60			
E	01	010	810	000	000	314	422	00	Contr-Equip Rep	1,545.00	0.00	559.20	36%	0.00	36%	985.80			
E	01	010	810	000	000	330	422	00	Utilities - Garbage	9,270.00	583.95	6,572.80	71%	0.00	71%	2,697.20			
E	01	010	810	000	000	331	422	00	Water & Sewage	9,270.00	854.64	6,471.24	70%	0.00	70%	2,798.76			
E	01	010	810	000	000	332	422	00	Electricity	61,800.00	4,167.72	42,011.58	68%	0.00	68%	19,788.42			
E	01	010	810	000	000	401	422	00	General Supplies & Expense	10,300.00	0.00	3,835.25	37%	0.00	37%	6,464.75			
E	01	010	810	000	000	410	422	00	Custodial Supplies	51,500.00	5,219.78	35,550.92	69%	0.00	69%	15,949.08			
E	01	010	810	000	000	415	422	00	Cust Maint/Rplcmt Supplies	10,300.00	1,365.86	9,078.78	88%	0.00	88%	1,221.22			
E	01	010	810	000	000	440	422	00	Fuel For Buildings	41,200.00	6,232.07	23,380.32	57%	0.00	57%	17,819.68			
E	01	010	810	000	000	530	422	00	Equipment	15,553.00	0.00	1,299.99	8%	0.00	8%	14,253.01			
E	01	010	810	000	000	820	422	00	Dues, Memberships, Lic, & F	412.00	0.00	40.00	10%	0.00	10%	372.00			
			000	Districtwide							451,371.00	42,857.66	314,834.45	70%	0.00	70%	136,536.55		
			302	Operating Capital															
E	01	010	810	000	302	530	424	00	Equipment	3,708.00	0.00	4,223.40	114%	0.00	114%	(515.40)			
			302	Operating Capital							3,708.00	0.00	4,223.40	114%	0.00	114%	(515.40)		
			000	Districtwide							455,079.00	42,857.66	319,057.85	70%	0.00	70%	136,021.15		
			810	Operation & Maint.							455,079.00	42,857.66	319,057.85	70%	0.00	70%	136,021.15		
			850	Facilities															
				000	Districtwide														
					000	Districtwide													
E	01	010	850	000	000	520	422	00	Building Construction	8,240.00	0.00	0.00	0%	0.00	0%	8,240.00			
			000	Districtwide							8,240.00	0.00	0.00	0%	0.00	0%	8,240.00		

Wadena-Deer Creek Schools #2155

Exp Detail All

Period Ending March 31, 2025

Sequence: Fd, Org, Pro, Crs, Fin, O/S

										2025R1				% YTD		Remaining				
L	Fd	Org	Pro	Crs	Fin	O/S	Class	Sub	Description	Annual Budget	Period 202509	Year To Date	% YTD	Encumbrances	+ Enc	Balance				
01	General Fund																			
	010	Wadena Elementary Building																		
		850	Facilities																	
			000	Districtwide																
				302	Operating Capital															
E	01	010	850	000	302	520	424	00	Building Construction	16,274.00	0.00	0.00	0%	0.00	0%	16,274.00				
				302	Operating Capital									16,274.00	0.00	0.00	0%	0.00	0%	16,274.00
			000	Districtwide									24,514.00	0.00	0.00	0%	0.00	0%	24,514.00	
		850	Facilities									24,514.00	0.00	0.00	0%	0.00	0%	24,514.00		
		865	Long Term Facility Maintenance																	
			000	Districtwide																
				363	Fire Safety															
E	01	010	865	000	363	350	467	00	Repairs and Maintena	0.00	0.00	10,243.00	0%	0.00	0%	(10,243.00)				
				363	Fire Safety									0.00	0.00	10,243.00	0%	0.00	0%	(10,243.00)
				367	LTFM Accessibility															
E	01	010	865	000	367	511	467	00	LTFM - Accessibility Grnds Ir	67,870.00	0.00	0.00	0%	0.00	0%	67,870.00				
				367	LTFM Accessibility									67,870.00	0.00	0.00	0%	0.00	0%	67,870.00
				381	LTFM Plumbing															
E	01	010	865	000	381	522	467	00	LTFM - Plumbing	26,000.00	0.00	25,200.00	97%	0.00	97%	800.00				
				381	LTFM Plumbing									26,000.00	0.00	25,200.00	97%	0.00	97%	800.00
		000	Districtwide									93,870.00	0.00	35,443.00	38%	0.00	38%	58,427.00		
		865	Long Term Facility Maintenance									93,870.00	0.00	35,443.00	38%	0.00	38%	58,427.00		
	010	Wadena Elementary Building									573,463.00	42,857.66	354,500.85	62%	0.00	62%	218,962.15			
	110	Elementary School K-4																		
		050	Principal																	
			000	Districtwide																
				000	Districtwide															
E	01	110	050	000	000	111	422	00	Principal-Dir Sal	95,013.00	22,062.68	87,075.82	92%	0.00	92%	7,937.18				
E	01	110	050	000	000	210	422	00	FICA/Medicare	7,303.00	0.00	1,310.37	18%	0.00	18%	5,992.63				
E	01	110	050	000	000	218	422	00	TRA	8,314.00	0.00	1,498.84	18%	0.00	18%	6,815.16				
E	01	110	050	000	000	230	422	00	Life Ins	258.00	0.00	46.60	18%	0.00	18%	211.40				
E	01	110	050	000	000	250	422	00	Tax Shelt Annuities	2,871.00	0.00	517.56	18%	0.00	18%	2,353.44				
E	01	110	050	000	000	251	422	00	HCSP - Health Care State M	215.00	0.00	0.00	0%	0.00	0%	215.00				
E	01	110	050	000	000	366	422	00	Travel	0.00	290.50	318.50	0%	0.00	0%	(318.50)				
E	01	110	050	000	000	820	422	00	Dues, Memberships, Lic, & F	1,030.00	0.00	972.00	94%	0.00	94%	58.00				

Wadena-Deer Creek Schools #2155

Exp Detail All

Period Ending March 31, 2025

Sequence: Fd, Org, Pro, Crs, Fin, O/S

										2025R1				% YTD		Remaining				
L	Fd	Org	Pro	Crs	Fin	O/S	Class	Sub	Description	Annual Budget	Period 202509	Year To Date	% YTD	Encumbrances	+ Enc	Balance				
01	General Fund																			
	110	Elementary School K-4																		
		050	Principal																	
			000	Districtwide																
				000	Districtwide															
E 01	110	050	000	000	899		422	00	Miscellaneous Exp	1,030.00	354.44	874.71	85%	0.00	85%	155.29				
			000	Districtwide									116,034.00	22,707.62	92,614.40	80%	0.00	80%	23,419.60	
			000	Districtwide									116,034.00	22,707.62	92,614.40	80%	0.00	80%	23,419.60	
		050	Principal									116,034.00	22,707.62	92,614.40	80%	0.00	80%	23,419.60		
		052	Administrative Assistant																	
			000	Districtwide																
				000	Districtwide															
E 01	110	052	000	000	170		422	00	Non-Instr Salary	43,376.00	3,614.66	28,917.28	67%	0.00	67%	14,458.72				
E 01	110	052	000	000	210		422	00	FICA/Medicare	3,318.00	276.52	2,212.17	67%	0.00	67%	1,105.83				
E 01	110	052	000	000	214		422	00	PERA	3,253.00	271.10	2,168.80	67%	0.00	67%	1,084.20				
E 01	110	052	000	000	230		422	00	Life Ins	90.00	7.50	60.00	67%	0.00	67%	30.00				
E 01	110	052	000	000	250		422	00	Tax Shelt Annuities	1,000.00	83.32	666.56	67%	0.00	67%	333.44				
			000	Districtwide									51,037.00	4,253.10	34,024.81	67%	0.00	67%	17,012.19	
		000	Districtwide									51,037.00	4,253.10	34,024.81	67%	0.00	67%	17,012.19		
		052	Administrative Assistant									51,037.00	4,253.10	34,024.81	67%	0.00	67%	17,012.19		
	200	Voluntary PreK																		
			000	Districtwide																
				000	Districtwide															
E 01	110	200	000	000	140		422	00	Vol Prek - Instructional Sal	83,450.00	0.00	0.00	0%	0.00	0%	83,450.00				
			000	Districtwide									83,450.00	0.00	0.00	0%	0.00	0%	83,450.00	
		000	Districtwide									83,450.00	0.00	0.00	0%	0.00	0%	83,450.00		
		200	Voluntary PreK									83,450.00	0.00	0.00	0%	0.00	0%	83,450.00		
	201	Kindergarten																		
			000	Districtwide																
				000	Districtwide															
E 01	110	201	000	000	140		422	00	Instructional Sal	57,767.00	4,792.26	33,545.82	58%	0.00	58%	24,221.18				
E 01	110	201	000	000	210		422	00	FICA/Medicare	4,385.00	363.48	2,508.45	57%	0.00	57%	1,876.55				
E 01	110	201	000	000	218		422	00	TRA	5,050.00	419.32	2,935.24	58%	0.00	58%	2,114.76				
E 01	110	201	000	000	220		422	00	Health Insurance	9,622.00	800.00	5,600.00	58%	0.00	58%	4,022.00				
E 01	110	201	000	000	230		422	00	Life Ins	90.00	7.50	52.50	58%	0.00	58%	37.50				
E 01	110	201	000	000	250		422	00	Tax Shelt Annuities	1,002.00	83.34	583.38	58%	0.00	58%	418.62				

Wadena-Deer Creek Schools #2155

Exp Detail All

Period Ending March 31, 2025

Sequence: Fd, Org, Pro, Crs, Fin, O/S

										2025R1				% YTD		Remaining	
										Annual Budget	Period 202509	Year To Date	% YTD	Encumbrances	+ Enc	Balance	
L	Fd	Org	Pro	Crs	Fin	O/S	Class	Sub	Description								
01	General Fund																
	110	Elementary School K-4															
		201	Kindergarten														
			000	Districtwide													
				000	Districtwide												
E	01	110	201	000	000	401	422	00	General Supplies & Expense	2,060.00	196.15	947.45	46%	0.00	46%	1,112.55	
E	01	110	201	000	000	430	422	00	Instructional Supp	1,030.00	0.00	176.81	17%	12.49	18%	840.70	
E	01	110	201	000	000	899	422	00	Miscellaneous Exp	515.00	0.00	0.00	0%	0.00	0%	515.00	
			000	Districtwide							81,521.00	6,662.05	46,349.65	57%	12.49	57%	35,158.86
			330	Learning & Developm													
E	01	110	201	000	330	140	428	00	Instructional Sal	199,987.00	14,952.70	116,331.02	58%	0.00	58%	83,655.98	
E	01	110	201	000	330	210	428	00	FICA/Medicare	13,831.00	1,087.31	8,422.90	61%	0.00	61%	5,408.10	
E	01	110	201	000	330	218	428	00	TRA	17,486.00	1,308.36	10,179.00	58%	0.00	58%	7,307.00	
E	01	110	201	000	330	220	428	00	Health Insurance	19,200.00	1,600.00	11,200.00	58%	0.00	58%	8,000.00	
E	01	110	201	000	330	230	428	00	Life Ins	248.00	20.64	145.04	58%	0.00	58%	102.96	
E	01	110	201	000	330	250	428	00	Tax Shelt Annuities	5,500.00	458.32	3,217.62	59%	0.00	59%	2,282.38	
			330	Learning & Developm							256,252.00	19,427.33	149,495.58	58%	0.00	58%	106,756.42
			000	Districtwide							337,773.00	26,089.38	195,845.23	58%	12.49	58%	141,915.28
			021	supplies													
				000	Districtwide												
E	01	110	201	021	000	430	422	00	Instr Sup - Gallant KG	412.00	0.00	137.95	33%	0.00	33%	274.05	
			000	Districtwide							412.00	0.00	137.95	33%	0.00	33%	274.05
			021	supplies							412.00	0.00	137.95	33%	0.00	33%	274.05
			022	supplies													
				000	Districtwide												
E	01	110	201	022	000	430	422	00	Instr Sup - JUSTIN KG	206.00	0.00	0.00	0%	0.00	0%	206.00	
			000	Districtwide							206.00	0.00	0.00	0%	0.00	0%	206.00
			022	supplies							206.00	0.00	0.00	0%	0.00	0%	206.00
			023	supplies													
				000	Districtwide												
E	01	110	201	023	000	401	422	00	Gen Sup - S.ODASH KG	0.00	0.00	83.82	0%	0.00	0%	(83.82)	
E	01	110	201	023	000	430	422	00	Instr Sup - S.ODASH KG	206.00	0.00	654.92	318%	0.00	318%	(448.92)	
			000	Districtwide							206.00	0.00	738.74	359%	0.00	359%	(532.74)
			023	supplies							206.00	0.00	738.74	359%	0.00	359%	(532.74)

Wadena-Deer Creek Schools #2155

Exp Detail All

Period Ending March 31, 2025

Sequence: Fd, Org, Pro, Crs, Fin, O/S

										2025R1				% YTD		Remaining				
L	Fd	Org	Pro	Crs	Fin	O/S	Class	Sub	Description	Annual Budget	Period 202509	Year To Date	% YTD	Encumbrances	+ Enc	Balance				
01	General Fund																			
	110	Elementary School K-4																		
		201	Kindergarten																	
			024	supplies																
				000	Districtwide															
E	01	110	201	024	000	401	422	00	Gen Sup - S. Hagensick	206.00	0.00	66.86	32%	0.00	32%	139.14				
E	01	110	201	024	000	430	422	00	Instr Sup - S. Hagensick	103.00	0.00	46.97	46%	0.00	46%	56.03				
				000	Districtwide									309.00	0.00	113.83	37%	0.00	37%	195.17
			024	supplies									309.00	0.00	113.83	37%	0.00	37%	195.17	
				025	supplies															
				000	Districtwide															
E	01	110	201	025	000	430	422	00	Instr Sup - Steffens KG	206.00	0.00	88.44	43%	0.00	43%	117.56				
				000	Districtwide									206.00	0.00	88.44	43%	0.00	43%	117.56
			025	supplies									206.00	0.00	88.44	43%	0.00	43%	117.56	
		201	Kindergarten									339,112.00	26,089.38	196,924.19	58%	12.49	58%	142,175.32		
		203	Elementary Ed.																	
			000	Districtwide																
			000	Districtwide																
E	01	110	203	000	000	140	422	00	Instructional Sal	876,356.00	71,294.65	501,445.09	57%	0.00	57%	374,910.91				
E	01	110	203	000	000	142	422	00	Substitute Salaries	91,672.00	13,214.61	73,715.66	80%	0.00	80%	17,956.34				
E	01	110	203	000	000	161	422	00	Certified Ed Asst Salary	0.00	2,797.35	10,581.00	0%	0.00	0%	(10,581.00)				
E	01	110	203	000	000	185	422	00	Other Salaries	7,499.00	0.00	2,002.97	27%	0.00	27%	5,496.03				
E	01	110	203	000	000	191	422	00	Early Retirement Inc	0.00	3,716.00	9,324.00	0%	0.00	0%	(9,324.00)				
E	01	110	203	000	000	210	422	00	FICA/Medicare	73,336.00	6,481.54	43,551.47	59%	0.00	59%	29,784.53				
E	01	110	203	000	000	214	422	00	PERA	994.00	228.60	1,497.63	151%	0.00	151%	(503.63)				
E	01	110	203	000	000	218	422	00	TRA	78,851.00	7,094.78	48,364.16	61%	0.00	61%	30,486.84				
E	01	110	203	000	000	220	422	00	Health Insurance	95,604.00	6,400.00	47,200.00	49%	0.00	49%	48,404.00				
E	01	110	203	000	000	230	422	00	Life Ins	1,449.00	113.26	795.94	55%	0.00	55%	653.06				
E	01	110	203	000	000	240	422	00	Ltd Ins	0.00	503.44	4,505.04	0%	0.00	0%	(4,505.04)				
E	01	110	203	000	000	250	422	00	Tax Shelt Annuities	17,650.00	1,478.34	10,604.70	60%	0.00	60%	7,045.30				
E	01	110	203	000	000	280	422	00	UI - Elementary teacher / pai	3,500.00	0.00	2,526.00	72%	0.00	72%	974.00				
E	01	110	203	000	000	305	422	00	Professional Services / Cons	2,060.00	0.00	285.00	14%	0.00	14%	1,775.00				
E	01	110	203	000	000	366	422	00	Travel	258.00	0.00	0.00	0%	0.00	0%	258.00				
E	01	110	203	000	000	369	422	00	Entry Fees	0.00	0.00	474.00	0%	0.00	0%	(474.00)				
E	01	110	203	000	000	391	422	00	MN Sch Dist - Spec Ed	20,600.00	0.00	11,019.78	53%	0.00	53%	9,580.22				
E	01	110	203	000	000	401	422	00	General Supplies	25,750.00	392.23	22,646.33	88%	43.98	88%	3,059.69				
E	01	110	203	000	000	430	422	00	Instructional Supp	20,600.00	42.29	9,084.99	44%	1,349.92	51%	10,165.09				

Wadena-Deer Creek Schools #2155

Exp Detail All

Period Ending March 31, 2025

Sequence: Fd, Org, Pro, Crs, Fin, O/S

										2025R1				% YTD		Remaining
										Annual Budget	Period 202509	Year To Date	% YTD	Encumbrances	+ Enc	Balance
L	Fd	Org	Pro	Crs	Fin	O/S	Class	Sub	Description							
01	General Fund															
	110	Elementary School K-4														
		203	Elementary Ed.													
			000	Districtwide												
				000	Districtwide											
E	01	110	203	000	000	431	422	00	Tests	1,030.00	0.00	0.00	0%	0.00	0%	1,030.00
E	01	110	203	000	000	433	422	00	Indiv Instr Supp	5,150.00	0.00	0.00	0%	0.00	0%	5,150.00
E	01	110	203	000	000	563	422	00	Interest LT Subsc SBITA	1,500.00	0.00	1,456.85	97%	0.00	97%	43.15
E	01	110	203	000	000	564	422	00	Principal LT Subsc SBITA	45,000.00	0.00	44,939.12	100%	0.00	100%	60.88
E	01	110	203	000	000	820	422	00	Dues, Memberships, Lic, & F	0.00	108.30	108.30	0%	0.00	0%	(108.30)
E	01	110	203	000	000	891	422	00	GASB 68 Pension Cost	45,629.00	0.00	0.00	0%	0.00	0%	45,629.00
				000		Districtwide				1,414,488.00	113,865.39	846,128.03	60%	1,393.90	60%	566,966.07
				159	ARP Homeless CFDA 84.425W											
E	01	110	203	000	159	366	422	00	Travel	1,030.00	0.00	0.00	0%	0.00	0%	1,030.00
E	01	110	203	000	159	401	422	00	General Supplies & Expense	515.00	0.00	0.00	0%	0.00	0%	515.00
				159		ARP Homeless CFDA 84.425W				1,545.00	0.00	0.00	0%	0.00	0%	1,545.00
				320	American Indian Ed Aid											
E	01	110	203	000	320	191	422	00	Early Retirement Inc	36,814.00	0.00	36,814.00	100%	0.00	100%	0.00
E	01	110	203	000	320	210	422	00	FICA/Medicare	0.00	0.00	2,816.28	0%	0.00	0%	(2,816.28)
				320		American Indian Ed Aid				36,814.00	0.00	39,630.28	108%	0.00	108%	(2,816.28)
				330	Learning & Developm											
E	01	110	203	000	330	140	428	00	Instructional Sal	1,317.00	0.00	0.00	0%	0.00	0%	1,317.00
E	01	110	203	000	330	210	428	00	FICA/Medicare	101.00	0.00	0.00	0%	0.00	0%	101.00
E	01	110	203	000	330	218	428	00	TRA	115.00	0.00	0.00	0%	0.00	0%	115.00
				330		Learning & Developm				1,533.00	0.00	0.00	0%	0.00	0%	1,533.00
				733	Nonauthorized Transp											
E	01	110	203	000	733	173	422	00	Spec Trips Driver	3,303.00	115.10	1,011.35	31%	0.00	31%	2,291.65
E	01	110	203	000	733	210	422	00	Spec trips FICA	253.00	8.81	67.21	27%	0.00	27%	185.79
E	01	110	203	000	733	214	422	00	Spec trips PERA	231.00	8.63	75.86	33%	0.00	33%	155.14
				733		Nonauthorized Transp				3,787.00	132.54	1,154.42	30%	0.00	30%	2,632.58
				734	Field Trips											
E	01	110	203	000	734	365	422	00	Transp CB - Field Trips	10,300.00	0.00	0.00	0%	0.00	0%	10,300.00
				734		Field Trips				10,300.00	0.00	0.00	0%	0.00	0%	10,300.00
				000		Districtwide				1,468,467.00	113,997.93	886,912.73	60%	1,393.90	60%	580,160.37
				001	Districtwide											
E	01	110	203	001	000	305	422	00	PTO- Professional Services	773.00	0.00	0.00	0%	0.00	0%	773.00

Wadena-Deer Creek Schools #2155

Exp Detail All

Period Ending March 31, 2025

Sequence: Fd, Org, Pro, Crs, Fin, O/S

										2025R1				% YTD	Remaining							
L	Fd	Org	Pro	Crs	Fin	O/S	Class	Sub	Description	Annual Budget	Period 202509	Year To Date	% YTD	Encumbrances	+ Enc	Balance						
01	General Fund																					
	110	Elementary School K-4																				
		203	Elementary Ed.																			
			001	Districtwide																		
E	01	110	203	001	000	401	422	00	PTO GRANT SUPPLIES	2,060.00	0.00	112.50	5%	1,703.95	88%	243.55						
				000	Districtwide											2,833.00	0.00	112.50	4%	1,703.95	64%	1,016.55
				001												2,833.00	0.00	112.50	4%	1,703.95	64%	1,016.55
				023	supplies																	
					000	Districtwide																
E	01	110	203	023	000	401	422	00	Gen Sup - Moats G1	103.00	0.00	6.99	7%	0.00	7%	96.01						
E	01	110	203	023	000	430	422	00	Instr Sup - Moats G1	103.00	0.00	64.03	62%	0.00	62%	38.97						
				000	Districtwide											206.00	0.00	71.02	34%	0.00	34%	134.98
				023	supplies											206.00	0.00	71.02	34%	0.00	34%	134.98
				025	supplies																	
					000	Districtwide																
E	01	110	203	025	000	401	422	00	Gen Sup - R. ELFERING GF	103.00	0.00	0.00	0%	0.00	0%	103.00						
E	01	110	203	025	000	430	422	00	Instr Sup - R.ELFERING GR	103.00	0.00	143.00	139%	0.00	139%	(40.00)						
				000	Districtwide											206.00	0.00	143.00	69%	0.00	69%	63.00
				025	supplies											206.00	0.00	143.00	69%	0.00	69%	63.00
				026	supplies																	
					000	Districtwide																
E	01	110	203	026	000	401	422	00	Gen Sup - Schissel G1	103.00	57.00	79.46	77%	0.00	77%	23.54						
E	01	110	203	026	000	430	422	00	Instr Sup - Schissel G1	103.00	0.00	58.43	57%	0.00	57%	44.57						
				000	Districtwide											206.00	57.00	137.89	67%	0.00	67%	68.11
				026	supplies											206.00	57.00	137.89	67%	0.00	67%	68.11
				027	supplies																	
					000	Districtwide																
E	01	110	203	027	000	401	422	00	Gen Sup - Jack G2	103.00	0.00	40.98	40%	0.00	40%	62.02						
E	01	110	203	027	000	430	422	00	Instr Sup - Jack G2	103.00	0.00	62.26	60%	0.00	60%	40.74						
				000	Districtwide											206.00	0.00	103.24	50%	0.00	50%	102.76
				027	supplies											206.00	0.00	103.24	50%	0.00	50%	102.76
				028	supplies																	
					000	Districtwide																
E	01	110	203	028	000	401	422	00	Gen Sup - T. Busch G1	103.00	0.00	0.00	0%	0.00	0%	103.00						

Wadena-Deer Creek Schools #2155

Exp Detail All

Period Ending March 31, 2025

Sequence: Fd, Org, Pro, Crs, Fin, O/S

										2025R1				% YTD	Remaining									
L	Fd	Org	Pro	Crs	Fin	O/S	Class	Sub	Description	Annual Budget	Period 202509	Year To Date	% YTD	Encumbrances	+ Enc	Balance								
01	General Fund																							
	110	Elementary School K-4																						
		203	Elementary Ed.																					
			028	supplies																				
				000	Districtwide																			
E	01	110	203	028	000	430	422	00	Instr Sup - T. Busch G1	103.00	0.00	0.00	0%	0.00	0%	103.00								
				000	Districtwide												206.00	0.00	0.00	0%	0.00	0%	206.00	
				028	supplies													206.00	0.00	0.00	0%	0.00	0%	206.00
					029	supplies																		
						000	Districtwide																	
E	01	110	203	029	000	401	422	00	Gen Sup - A. Skillingstad G1	103.00	0.00	0.00	0%	0.00	0%	103.00								
E	01	110	203	029	000	430	422	00	Instr Sup - A. Skillingstad G1	103.00	0.00	95.39	93%	0.00	93%	7.61								
				000	Districtwide												206.00	0.00	95.39	46%	0.00	46%	110.61	
				029	supplies													206.00	0.00	95.39	46%	0.00	46%	110.61
					030	supplies																		
						000	Districtwide																	
E	01	110	203	030	000	401	422	00	Gen Sup - Ferris G2	103.00	0.00	19.35	19%	0.00	19%	83.65								
E	01	110	203	030	000	430	422	00	Instr Sup - Ferris G2	103.00	0.00	70.56	69%	22.53	90%	9.91								
				000	Districtwide												206.00	0.00	89.91	44%	22.53	55%	93.56	
				030	supplies													206.00	0.00	89.91	44%	22.53	55%	93.56
					031	supplies																		
						000	Districtwide																	
E	01	110	203	031	000	401	422	00	Gen Sup - Johnson G2	103.00	0.00	0.00	0%	0.00	0%	103.00								
E	01	110	203	031	000	430	422	00	Instr Sup - Johnson G2	103.00	0.00	0.00	0%	0.00	0%	103.00								
				000	Districtwide												206.00	0.00	0.00	0%	0.00	0%	206.00	
				031	supplies													206.00	0.00	0.00	0%	0.00	0%	206.00
					032	supplies																		
						000	Districtwide																	
E	01	110	203	032	000	401	422	00	Gen Sup - THOMPSON G2	103.00	0.00	0.00	0%	0.00	0%	103.00								
E	01	110	203	032	000	430	422	00	Instr Sup - THOMPSON G2	103.00	(5.98)	62.99	61%	0.00	61%	40.01								
				000	Districtwide												206.00	(5.98)	62.99	31%	0.00	31%	143.01	
				032	supplies													206.00	(5.98)	62.99	31%	0.00	31%	143.01
					033	supplies																		
						000	Districtwide																	
E	01	110	203	033	000	401	422	00	Gen Sup - M.Hunstad G4	103.00	0.00	48.92	47%	0.00	47%	54.08								

Wadena-Deer Creek Schools #2155

Exp Detail All

Period Ending March 31, 2025

Sequence: Fd, Org, Pro, Crs, Fin, O/S

										2025R1				% YTD		Remaining						
L	Fd	Org	Pro	Crs	Fin	O/S	Class	Sub	Description	Annual Budget	Period 202509	Year To Date	% YTD	Encumbrances	+ Enc	Balance						
01	General Fund																					
	110	Elementary School K-4																				
		203	Elementary Ed.																			
			033	supplies																		
				000	Districtwide																	
E	01	110	203	033	000	430	422	00	Instr Sup - M.Hunstad G4	103.00	0.00	0.00	0%	0.00	0%	103.00						
				000	Districtwide					206.00	0.00	48.92	24%	0.00	24%	157.08						
				033	supplies											206.00	0.00	48.92	24%	0.00	24%	157.08
					034	supplies																
						000	Districtwide															
E	01	110	203	034	000	401	422	00	Gen Sup - E. SPIZMAN G3	103.00	57.00	89.60	87%	0.00	87%	13.40						
E	01	110	203	034	000	430	422	00	Instr Sup - E. SPIZMAN G3	103.00	0.00	10.00	10%	0.00	10%	93.00						
				000	Districtwide					206.00	57.00	99.60	48%	0.00	48%	106.40						
				034	supplies											206.00	57.00	99.60	48%	0.00	48%	106.40
					035	supplies																
						000	Districtwide															
E	01	110	203	035	000	401	422	00	Gen Sup - Goeden G3	103.00	0.00	0.00	0%	0.00	0%	103.00						
E	01	110	203	035	000	430	422	00	Instr Sup - Goeden G3	103.00	0.00	52.90	51%	100.79	149%	(50.69)						
				000	Districtwide					206.00	0.00	52.90	26%	100.79	75%	52.31						
				035	supplies											206.00	0.00	52.90	26%	100.79	75%	52.31
					036	supplies																
						000	Districtwide															
E	01	110	203	036	000	401	422	00	Gen Sup - Mehl G3	103.00	0.00	0.00	0%	0.00	0%	103.00						
E	01	110	203	036	000	430	422	00	Instr Sup - Mehl G3	103.00	0.00	0.00	0%	0.00	0%	103.00						
				000	Districtwide					206.00	0.00	0.00	0%	0.00	0%	206.00						
				036	supplies											206.00	0.00	0.00	0%	0.00	0%	206.00
					037	supplies																
						000	Districtwide															
E	01	110	203	037	000	401	422	00	Gen Sup - Savoie G3	103.00	0.00	0.00	0%	0.00	0%	103.00						
E	01	110	203	037	000	430	422	00	Instr Sup - Savoie G3	103.00	0.00	48.85	47%	0.00	47%	54.15						
				000	Districtwide					206.00	0.00	48.85	24%	0.00	24%	157.15						
				037	supplies											206.00	0.00	48.85	24%	0.00	24%	157.15
					038	supplies																
						000	Districtwide															
E	01	110	203	038	000	401	422	00	Gen Sup - M. Halverson G4	103.00	0.00	0.00	0%	0.00	0%	103.00						

Wadena-Deer Creek Schools #2155

Exp Detail All

Period Ending March 31, 2025

Sequence: Fd, Org, Pro, Crs, Fin, O/S

										2025R1				% YTD		Remaining							
L	Fd	Org	Pro	Crs	Fin	O/S	Class	Sub	Description	Annual Budget	Period 202509	Year To Date	% YTD	Encumbrances	+ Enc	Balance							
01	General Fund																						
	110	Elementary School K-4																					
		203	Elementary Ed.																				
			038	supplies																			
				000	Districtwide																		
E	01	110	203	038	000	430	422	00	Instr Sup - M. Halverson G4	103.00	0.00	0.00	0%	0.00	0%	103.00							
				000	Districtwide												206.00	0.00	0.00	0%	0.00	0%	206.00
			038	supplies													206.00	0.00	0.00	0%	0.00	0%	206.00
				039	supplies																		
					000	Districtwide																	
E	01	110	203	039	000	401	422	00	Gen Sup - Severson G4	103.00	0.00	0.00	0%	0.00	0%	103.00							
E	01	110	203	039	000	430	422	00	Instr Sup - Severson G4	103.00	0.00	0.00	0%	0.00	0%	103.00							
				000	Districtwide												206.00	0.00	0.00	0%	0.00	0%	206.00
			039	supplies													206.00	0.00	0.00	0%	0.00	0%	206.00
				040	supplies																		
					000	Districtwide																	
E	01	110	203	040	000	401	422	00	Gen Sup - C.CARKHUFF G3	103.00	0.00	0.00	0%	0.00	0%	103.00							
E	01	110	203	040	000	430	422	00	Instr Sup - C. CARKHUFF G	103.00	0.00	554.00	538%	0.00	538%	(451.00)							
				000	Districtwide												206.00	0.00	554.00	269%	0.00	269%	(348.00)
			040	supplies													206.00	0.00	554.00	269%	0.00	269%	(348.00)
				041	supplies																		
					000	Districtwide																	
E	01	110	203	041	000	401	422	00	Gen Sup - B. UMLAND G4	103.00	0.00	0.00	0%	0.00	0%	103.00							
E	01	110	203	041	000	430	422	00	Instr Sup - B. UMLAND G4	103.00	0.00	0.00	0%	0.00	0%	103.00							
				000	Districtwide												206.00	0.00	0.00	0%	0.00	0%	206.00
			041	supplies													206.00	0.00	0.00	0%	0.00	0%	206.00
				042	supplies																		
					000	Districtwide																	
E	01	110	203	042	000	401	422	00	Gen Sup- K.QUINCER GR4	103.00	0.00	31.99	31%	0.00	31%	71.01							
E	01	110	203	042	000	430	422	00	Instr Sup- K.QUINCER GR4	103.00	0.00	350.25	340%	0.00	340%	(247.25)							
				000	Districtwide												206.00	0.00	382.24	186%	0.00	186%	(176.24)
			042	supplies													206.00	0.00	382.24	186%	0.00	186%	(176.24)
				100	Minneapolis Foundation Grant																		
					000	Districtwide																	
E	01	110	203	100	000	305	464	002	Professional Services	0.00	0.00	0.00	0%	500.00	0%	(500.00)							
E	01	110	203	100	000	366	464	002	Travel	0.00	2,395.00	2,395.00	0%	0.00	0%	(2,395.00)							

Wadena-Deer Creek Schools #2155

Exp Detail All

Period Ending March 31, 2025

Sequence: Fd, Org, Pro, Crs, Fin, O/S

										2025R1				% YTD		Remaining			
L	Fd	Org	Pro	Crs	Fin	O/S	Class	Sub	Description	Annual Budget	Period 202509	Year To Date	% YTD	Encumbrances	+ Enc	Balance			
01	General Fund																		
	110	Elementary School K-4																	
		203	Elementary Ed.																
			100	Minneapolis Foundation Grant															
			000	Districtwide															
E 01	110	203	100	000	401		464	002	American Indian Ed	0.00	335.00	1,884.84	0%	355.74	0%	(2,240.58)			
			000	Districtwide									0.00	2,730.00	4,279.84	0%	855.74	0%	(5,135.58)
			100	Minneapolis Foundation Grant									0.00	2,730.00	4,279.84	0%	855.74	0%	(5,135.58)
		203	Elementary Ed.									1,475,214.00	116,835.95	893,195.02	61%	4,076.91	61%	577,942.07	
		207	Elem Paras																
			000	Districtwide															
			000	Districtwide															
E 01	110	207	000	000	141		422	00	Non Licensed Salary	66,030.00	11,859.32	73,803.80	112%	0.00	112%	(7,773.80)			
E 01	110	207	000	000	210		422	00	FICA/Medicare	4,984.00	873.04	5,471.00	110%	0.00	110%	(487.00)			
E 01	110	207	000	000	214		422	00	PERA	4,632.00	884.66	5,530.51	119%	0.00	119%	(898.51)			
E 01	110	207	000	000	220		422	00	Health Insurance	5,207.00	1,249.71	6,230.59	120%	0.00	120%	(1,023.59)			
E 01	110	207	000	000	230		422	00	Life Ins	229.00	27.09	169.08	74%	0.00	74%	59.92			
E 01	110	207	000	000	250		422	00	Tax Shelt Annuities	917.00	98.47	638.60	70%	0.00	70%	278.40			
			000	Districtwide									81,999.00	14,992.29	91,843.58	112%	0.00	112%	(9,844.58)
			000	Districtwide									81,999.00	14,992.29	91,843.58	112%	0.00	112%	(9,844.58)
		207	Elem Paras									81,999.00	14,992.29	91,843.58	112%	0.00	112%	(9,844.58)	
		212	Art																
			021	supplies															
			000	Districtwide															
E 01	110	212	021	000	401		422	00	Gen Sup - Danielson Art	515.00	67.84	190.00	37%	31.97	43%	293.03			
E 01	110	212	021	000	430		422	00	Instr Sup - Daniealson Art	2,575.00	66.84	2,587.51	100%	312.66	113%	(325.17)			
			000	Districtwide									3,090.00	134.68	2,777.51	90%	344.63	101%	(32.14)
			021	supplies									3,090.00	134.68	2,777.51	90%	344.63	101%	(32.14)
		212	Art									3,090.00	134.68	2,777.51	90%	344.63	101%	(32.14)	
		240	Physical Education																
			000	Districtwide															
			000	Districtwide															
E 01	110	240	000	000	140		422	00	Instructional Sal	69,011.00	5,750.94	37,499.74	54%	0.00	54%	31,511.26			
E 01	110	240	000	000	210		422	00	FICA/Medicare	5,279.00	439.94	2,868.80	54%	0.00	54%	2,410.20			
E 01	110	240	000	000	218		422	00	TRA	6,038.00	503.20	3,281.45	54%	0.00	54%	2,756.55			
E 01	110	240	000	000	230		422	00	Life Ins	104.00	8.66	56.22	54%	0.00	54%	47.78			

Wadena-Deer Creek Schools #2155

Exp Detail All

Period Ending March 31, 2025

Sequence: Fd, Org, Pro, Crs, Fin, O/S

										2025R1				% YTD		Remaining					
										Annual Budget	Period 202509	Year To Date	% YTD	Encumbrances	+ Enc	Balance					
L	Fd	Org	Pro	Crs	Fin	O/S	Class	Sub	Description												
01	General Fund																				
	110	Elementary School K-4																			
		240	Physical Education																		
			000	Districtwide																	
				000	Districtwide																
E	01	110	240	000	000	250	422	00	Tax Shelt Annuities	1,502.00	125.18	813.65	54%	0.00	54%	688.35					
				000	Districtwide					81,934.00	6,827.92	44,519.86	54%	0.00	54%	37,414.14					
				000	Districtwide					81,934.00	6,827.92	44,519.86	54%	0.00	54%	37,414.14					
				021	supplies																
					000	Districtwide															
E	01	110	240	021	000	401	422	00	Gen Sup - Brockpahler PE	103.00	0.00	0.00	0%	0.00	0%	103.00					
E	01	110	240	021	000	430	422	00	Instr Sup - Brockpahler PE	103.00	0.00	0.00	0%	0.00	0%	103.00					
				000	Districtwide					206.00	0.00	0.00	0%	0.00	0%	206.00					
				021	supplies					206.00	0.00	0.00	0%	0.00	0%	206.00					
				022	supplies																
					000	Districtwide															
E	01	110	240	022	000	401	422	00	Gen Sup - Jetvig-Ren PE	618.00	0.00	971.20	157%	228.44	194%	(581.64)					
E	01	110	240	022	000	430	422	00	Instr Sup - Jetvig-Ren PE	515.00	0.00	586.99	114%	0.00	114%	(71.99)					
				000	Districtwide					1,133.00	0.00	1,558.19	138%	228.44	158%	(653.63)					
				022	supplies					1,133.00	0.00	1,558.19	138%	228.44	158%	(653.63)					
				023	supplies																
					000	Districtwide															
E	01	110	240	023	000	401	422	00	Gen Sup - H. CARON PE	103.00	0.00	0.00	0%	0.00	0%	103.00					
E	01	110	240	023	000	430	422	00	Instr Sup - H. CARON PE	103.00	0.00	0.00	0%	0.00	0%	103.00					
				000	Districtwide					206.00	0.00	0.00	0%	0.00	0%	206.00					
				023	supplies					206.00	0.00	0.00	0%	0.00	0%	206.00					
				240	Physical Education					83,479.00	6,827.92	46,078.05	55%	228.44	55%	37,172.51					
				258	Music																
					000	Districtwide															
					000	Districtwide															
E	01	110	258	000	000	140	422	00	Instructional Sal	48,204.00	4,017.00	28,119.00	58%	0.00	58%	20,085.00					
E	01	110	258	000	000	210	422	00	FICA/Medicare	3,572.00	297.35	2,096.50	59%	0.00	59%	1,475.50					
E	01	110	258	000	000	218	422	00	TRA	4,218.00	351.48	2,460.39	58%	0.00	58%	1,757.61					
E	01	110	258	000	000	220	422	00	Health Insurance	9,600.00	800.00	5,476.97	57%	0.00	57%	4,123.03					
E	01	110	258	000	000	230	422	00	Life Ins	90.00	7.50	51.35	57%	0.00	57%	38.65					
E	01	110	258	000	000	305	422	00	Professional Services	515.00	0.00	298.00	58%	0.00	58%	217.00					

Wadena-Deer Creek Schools #2155

Exp Detail All

Period Ending March 31, 2025

Sequence: Fd, Org, Pro, Crs, Fin, O/S

										2025R1				% YTD		Remaining			
L	Fd	Org	Pro	Crs	Fin	O/S	Class	Sub	Description	Annual Budget	Period 202509	Year To Date	% YTD	Encumbrances	+ Enc	Balance			
01	General Fund																		
	110	Elementary School K-4																	
		258	Music																
			000	Districtwide															
				000	Districtwide														
E 01	110	258	000	000	430		422	00	Instructional Supp	0.00	0.00	(346.45)	0%	0.00	0%	346.45			
			000	Districtwide									66,199.00	5,473.33	38,155.76	58%	0.00	58%	28,043.24
			000	Districtwide									66,199.00	5,473.33	38,155.76	58%	0.00	58%	28,043.24
			021	supplies															
				000	Districtwide														
E 01	110	258	021	000	401		422	00	Gen Sup - N.Danielson Musi	103.00	0.00	0.00	0%	0.00	0%	103.00			
E 01	110	258	021	000	430		422	00	Instr Sup - N.Danielson Musi	103.00	0.00	568.51	552%	92.50	642%	(558.01)			
			000	Districtwide									206.00	0.00	568.51	276%	92.50	321%	(455.01)
			021	supplies									206.00	0.00	568.51	276%	92.50	321%	(455.01)
			201	Instrumental Music															
				000	Districtwide														
E 01	110	258	201	000	430		422	00	Instructional Supp	103.00	0.00	0.00	0%	0.00	0%	103.00			
E 01	110	258	201	000	433		422	00	Indiv Instr Supp	103.00	0.00	0.00	0%	0.00	0%	103.00			
			000	Districtwide									206.00	0.00	0.00	0%	0.00	0%	206.00
			201	Instrumental Music									206.00	0.00	0.00	0%	0.00	0%	206.00
			258	Music									66,611.00	5,473.33	38,724.27	58%	92.50	58%	27,794.23
			271	Remedial Learning & LA - EL															
				000	Districtwide														
				317	Compensatory														
E 01	110	271	000	317	140		441	00	Instructional Sal	15,235.00	924.08	7,673.87	50%	0.00	50%	7,561.13			
E 01	110	271	000	317	210		441	00	FICA/Medicare	1,165.00	70.69	587.10	50%	0.00	50%	577.90			
E 01	110	271	000	317	218		441	00	TRA	1,333.00	80.86	671.51	50%	0.00	50%	661.49			
E 01	110	271	000	317	430		441	00	Instructional Supp	103.00	0.00	0.00	0%	0.00	0%	103.00			
E 01	110	271	000	317	433		441	00	Indiv Instr Supp	103.00	0.00	0.00	0%	0.00	0%	103.00			
			317	Compensatory									17,939.00	1,075.63	8,932.48	50%	0.00	50%	9,006.52
			000	Districtwide									17,939.00	1,075.63	8,932.48	50%	0.00	50%	9,006.52
			271	Remedial Learning & LA - EL									17,939.00	1,075.63	8,932.48	50%	0.00	50%	9,006.52
			400	General Special Ed.															
				000	Districtwide														
				000	Districtwide														
E 01	110	400	000	000	146		422	00	Substitute Para Salary	5,767.00	4,014.53	13,715.03	238%	0.00	238%	(7,948.03)			

Wadena-Deer Creek Schools #2155

Exp Detail All

Period Ending March 31, 2025

Sequence: Fd, Org, Pro, Crs, Fin, O/S

										2025R1				% YTD		Remaining			
L	Fd	Org	Pro	Crs	Fin	O/S	Class	Sub	Description	Annual Budget	Period 202509	Year To Date	% YTD	Encumbrances	+ Enc	Balance			
01	General Fund																		
	110	Elementary School K-4																	
		400	General Special Ed.																
			000	Districtwide															
				000	Districtwide														
E	01	110	400	000	000	210	422	00	FICA/Medicare	441.00	307.13	1,040.76	236%	0.00	236%	(599.76)			
E	01	110	400	000	000	214	422	00	PERA	245.00	150.95	349.09	142%	0.00	142%	(104.09)			
E	01	110	400	000	000	218	422	00	TRA	0.00	0.00	84.67	0%	0.00	0%	(84.67)			
E	01	110	400	000	000	230	422	00	Life Ins	0.00	4.88	20.83	0%	0.00	0%	(20.83)			
			000	Districtwide						6,453.00	4,477.49	15,210.38	236%	0.00	236%	(8,757.38)			
			000	Districtwide						6,453.00	4,477.49	15,210.38	236%	0.00	236%	(8,757.38)			
		400	General Special Ed.						6,453.00	4,477.49	15,210.38	236%	0.00	236%	(8,757.38)				
		401	Speech Impaired																
			000	Districtwide															
				740	Spec Ed General														
E	01	110	401	000	740	144	422	00	Non-Licensed Instructional S	12,476.00	1,004.06	7,359.05	59%	0.00	59%	5,116.95			
E	01	110	401	000	740	152	422	00	Speech Language / Patholog	117,017.00	9,593.60	69,338.81	59%	0.00	59%	47,678.19			
E	01	110	401	000	740	161	422	00	Certified Ed Asst Salary	18,542.00	1,152.22	9,079.19	49%	0.00	49%	9,462.81			
E	01	110	401	000	740	162	422	00	Child Specific Ed Asst Salary	20,340.00	1,362.23	14,528.94	71%	0.00	71%	5,811.06			
E	01	110	401	000	740	185	422	00	Other Salaries	8,455.00	83.34	3,906.27	46%	0.00	46%	4,548.73			
E	01	110	401	000	740	210	422	00	FICA/Medicare	13,334.00	972.00	7,705.09	58%	0.00	58%	5,628.91			
E	01	110	401	000	740	214	422	00	PERA	3,852.00	263.87	2,322.50	60%	0.00	60%	1,529.50			
E	01	110	401	000	740	218	422	00	TRA	10,966.00	846.72	6,408.87	58%	0.00	58%	4,557.13			
E	01	110	401	000	740	220	422	00	Health Insurance	12,588.00	1,047.77	7,533.20	60%	0.00	60%	5,054.80			
E	01	110	401	000	740	230	422	00	Life Ins	237.00	16.22	133.33	56%	0.00	56%	103.67			
E	01	110	401	000	740	250	422	00	Tax Shelt Annuities	2,542.00	181.66	1,405.27	55%	0.00	55%	1,136.73			
E	01	110	401	000	740	396	422	00	MN Sch Dist-Salary	35,762.00	0.00	0.00	0%	0.00	0%	35,762.00			
E	01	110	401	000	740	397	422	00	MN Sch Dist-Benefits	8,940.00	0.00	0.00	0%	0.00	0%	8,940.00			
E	01	110	401	000	740	401	422	00	General Supplies & Expense	515.00	33.14	406.11	79%	0.00	79%	108.89			
E	01	110	401	000	740	433	422	00	Indiv Instr Supp	2,060.00	0.00	871.78	42%	390.79	61%	797.43			
			740	Spec Ed General						267,626.00	16,556.83	130,998.41	49%	390.79	49%	136,236.80			
			000	Districtwide						267,626.00	16,556.83	130,998.41	49%	390.79	49%	136,236.80			
		401	Speech Impaired						267,626.00	16,556.83	130,998.41	49%	390.79	49%	136,236.80				
		402	DCD/Mild-Moderate																
			000	Districtwide															
				740	Spec Ed General														
E	01	110	402	000	740	140	422	00	Instructional Sal	18,449.00	1,506.14	10,814.77	59%	0.00	59%	7,634.23			

Wadena-Deer Creek Schools #2155

Exp Detail All

Period Ending March 31, 2025

Sequence: Fd, Org, Pro, Crs, Fin, O/S

										2025R1				% YTD		Remaining
										Annual Budget	Period 202509	Year To Date	% YTD	Encumbrances	+ Enc	Balance
L	Fd	Org	Pro	Crs	Fin	O/S	Class	Sub	Description							
01	General Fund															
	110	Elementary School K-4														
		402	DCD/Mild-Moderate													
			000	Districtwide												
				740	Spec Ed General											
E	01	110	402	000	740	162	422	00	Child Specific Ed Asst Salary	7,071.00	457.99	4,605.56	65%	0.00	65%	2,465.44
E	01	110	402	000	740	210	422	00	FICA/Medicare	1,952.00	150.22	1,178.39	60%	0.00	60%	773.61
E	01	110	402	000	740	214	422	00	PERA	530.00	34.35	345.41	65%	0.00	65%	184.59
E	01	110	402	000	740	218	422	00	TRA	1,614.00	131.78	946.21	59%	0.00	59%	667.79
E	01	110	402	000	740	220	422	00	Health Insurance	1,027.00	84.31	597.92	58%	0.00	58%	429.08
E	01	110	402	000	740	230	422	00	Life Ins	54.00	3.44	29.22	54%	0.00	54%	24.78
E	01	110	402	000	740	250	422	00	Tax Shelt Annuities	475.00	30.98	249.41	53%	0.00	53%	225.59
E	01	110	402	000	740	401	422	00	General Supplies & Expense	258.00	0.00	0.00	0%	0.00	0%	258.00
E	01	110	402	000	740	433	422	00	Indiv Instr Supp	309.00	0.00	0.00	0%	0.00	0%	309.00
					740	Spec Ed General				31,739.00	2,399.21	18,766.89	59%	0.00	59%	12,972.11
					000	Districtwide				31,739.00	2,399.21	18,766.89	59%	0.00	59%	12,972.11
					402	DCD/Mild-Moderate				31,739.00	2,399.21	18,766.89	59%	0.00	59%	12,972.11
					403	DCD/Severe										
						000	Districtwide									
							740	Spec Ed General								
E	01	110	403	000	740	161	422	00	Certified Ed Asst Salary	64.00	1,840.70	4,844.88	7570%	0.00	7570%	(4,780.88)
E	01	110	403	000	740	162	422	00	Child Specific Ed Asst Salary	0.00	0.00	180.78	0%	0.00	0%	(180.78)
E	01	110	403	000	740	174	422	00	Dape Instructors	3,923.00	326.94	2,135.38	54%	0.00	54%	1,787.62
E	01	110	403	000	740	210	422	00	FICA/Medicare	305.00	165.82	547.80	180%	0.00	180%	(242.80)
E	01	110	403	000	740	214	422	00	PERA	5.00	138.05	376.93	7539%	0.00	7539%	(371.93)
E	01	110	403	000	740	218	422	00	TRA	343.00	28.62	186.84	54%	0.00	54%	156.16
E	01	110	403	000	740	230	422	00	Life Ins	5.00	0.46	3.60	72%	0.00	72%	1.40
E	01	110	403	000	740	250	422	00	Tax Shelt Annuities	91.00	7.54	49.02	54%	0.00	54%	41.98
E	01	110	403	000	740	401	422	00	General Supplies & Expense	0.00	0.00	88.66	0%	0.00	0%	(88.66)
E	01	110	403	000	740	433	422	00	Indiv Instr Supp	1,030.00	0.00	756.08	73%	65.96	80%	207.96
							740	Spec Ed General		5,766.00	2,508.13	9,169.97	159%	65.96	160%	(3,469.93)
							000	Districtwide		5,766.00	2,508.13	9,169.97	159%	65.96	160%	(3,469.93)
							403	DCD/Severe		5,766.00	2,508.13	9,169.97	159%	65.96	160%	(3,469.93)
							405	Deaf-Hard of Hearing								
								000 Districtwide								
								740	Spec Ed General							
E	01	110	405	000	740	396	422	00	MN Sch Dist-Salary	1,483.00	0.00	0.00	0%	0.00	0%	1,483.00

Wadena-Deer Creek Schools #2155

Exp Detail All

Period Ending March 31, 2025

Sequence: Fd, Org, Pro, Crs, Fin, O/S

										2025R1							
L	Fd	Org	Pro	Crs	Fin	O/S	Class	Sub	Description	Annual Budget	Period 202509	Year To Date	% YTD	Encumbrances	% YTD	+ Enc	Remaining Balance
01									General Fund								
		110							Elementary School K-4								
				405					Deaf-Hard of Hearing								
								000	Districtwide								
								740	Spec Ed General								
E	01	110	405	000	740	397	422	00	MN Sch Dist-Benefits	371.00	0.00	0.00	0%	0.00	0%		371.00
									740 Spec Ed General	1,854.00	0.00	0.00	0%	0.00	0%		1,854.00
									000 Districtwide	1,854.00	0.00	0.00	0%	0.00	0%		1,854.00
									405 Deaf-Hard of Hearing	1,854.00	0.00	0.00	0%	0.00	0%		1,854.00
									406 Visually Impaired								
								000	Districtwide								
								740	Spec Ed General								
E	01	110	406	000	740	174	422	00	Dape Instructors	333.00	27.74	180.31	54%	0.00	54%		152.69
E	01	110	406	000	740	210	422	00	FICA/Medicare	25.00	2.12	13.78	55%	0.00	55%		11.22
E	01	110	406	000	740	218	422	00	TRA	29.00	2.42	15.73	54%	0.00	54%		13.27
E	01	110	406	000	740	230	422	00	Life Ins	1.00	0.04	0.26	26%	0.00	26%		0.74
E	01	110	406	000	740	250	422	00	Tax Shelt Annuities	6.00	0.53	3.48	58%	0.00	58%		2.52
E	01	110	406	000	740	396	422	00	MN Sch Dist-Salary	2,307.00	0.00	0.00	0%	0.00	0%		2,307.00
E	01	110	406	000	740	397	422	00	MN Sch Dist-Benefits	577.00	0.00	0.00	0%	0.00	0%		577.00
									740 Spec Ed General	3,278.00	32.85	213.56	7%	0.00	7%		3,064.44
									000 Districtwide	3,278.00	32.85	213.56	7%	0.00	7%		3,064.44
									406 Visually Impaired	3,278.00	32.85	213.56	7%	0.00	7%		3,064.44
									407 SLD								
								000	Districtwide								
								372	Third Party/Medicare Assist								
E	01	110	407	000	372	140	472	00	Sped - MA SLD Elem Instr	47,250.00	3,937.50	27,562.50	58%	0.00	58%		19,687.50
E	01	110	407	000	372	210	472	00	FICA/Medicare	3,481.00	290.05	1,965.41	56%	0.00	56%		1,515.59
E	01	110	407	000	372	218	472	00	TRA	4,134.00	344.53	2,411.76	58%	0.00	58%		1,722.24
E	01	110	407	000	372	220	422	00	Health Insurance	9,600.00	800.00	5,600.00	58%	0.00	58%		4,000.00
E	01	110	407	000	372	230	472	00	Life Ins	90.00	7.50	52.50	58%	0.00	58%		37.50
E	01	110	407	000	372	250	472	00	Tax Shelt Annuities	500.00	41.66	291.62	58%	0.00	58%		208.38
									372 Third Party/Medicare Assist	65,055.00	5,421.24	37,883.79	58%	0.00	58%		27,171.21
									740 Spec Ed General								
E	01	110	407	000	740	140	422	00	Instructional Sal	103,763.00	8,646.96	52,957.59	51%	0.00	51%		50,805.41
E	01	110	407	000	740	144	422	00	Non-Licensed Instructional S	12,476.00	1,004.06	7,328.35	59%	0.00	59%		5,147.65
E	01	110	407	000	740	152	422	00	Speech Language / Patholog	30,319.00	2,462.38	17,822.63	59%	0.00	59%		12,496.37

Wadena-Deer Creek Schools #2155

Exp Detail All

Period Ending March 31, 2025

Sequence: Fd, Org, Pro, Crs, Fin, O/S

										2025R1				% YTD		Remaining	
L	Fd	Org	Pro	Crs	Fin	O/S	Class	Sub	Description	Annual Budget	Period 202509	Year To Date	% YTD	Encumbrances	+ Enc	Balance	
01	General Fund																
	110	Elementary School K-4															
		407	SLD														
			000	Districtwide													
				740	Spec Ed General												
E 01	110	407	000	740	161		422	00	Certified Ed Asst Salary	37,371.00	3,556.26	28,893.89	77%	0.00	77%	8,477.11	
E 01	110	407	000	740	162		422	00	Child Specific Ed Asst Salary	39,450.00	4,266.76	37,325.71	95%	0.00	95%	2,124.29	
E 01	110	407	000	740	174		422	00	Dape Instructors	333.00	27.74	180.31	54%	0.00	54%	152.69	
E 01	110	407	000	740	210		422	00	FICA/Medicare	16,782.00	1,479.39	10,799.69	64%	0.00	64%	5,982.31	
E 01	110	407	000	740	214		422	00	PERA	6,592.00	662.01	5,515.97	84%	0.00	84%	1,076.03	
E 01	110	407	000	740	218		422	00	TRA	11,761.00	974.49	6,209.08	53%	0.00	53%	5,551.92	
E 01	110	407	000	740	220		422	00	Health Insurance	20,852.00	1,769.34	9,996.31	48%	0.00	48%	10,855.69	
E 01	110	407	000	740	230		422	00	Life Ins	543.00	48.85	351.39	65%	0.00	65%	191.61	
E 01	110	407	000	740	250		422	00	Tax Shelt Annuities	3,147.00	262.90	1,779.69	57%	0.00	57%	1,367.31	
E 01	110	407	000	740	396		422	00	MN Sch Dist-Salary	3,461.00	0.00	0.00	0%	0.00	0%	3,461.00	
E 01	110	407	000	740	397		422	00	MN Sch Dist-Benefits	865.00	0.00	0.00	0%	0.00	0%	865.00	
E 01	110	407	000	740	401		422	00	General Supplies & Expense	515.00	0.00	0.00	0%	0.00	0%	515.00	
E 01	110	407	000	740	433		422	00	Indiv Instr Supp	2,575.00	101.58	511.39	20%	39.99	21%	2,023.62	
				740	Spec Ed General					290,805.00	25,262.72	179,672.00	62%	39.99	62%	111,093.01	
			000	Districtwide					355,860.00	30,683.96	217,555.79	61%	39.99	61%	138,264.22		
		407	SLD					355,860.00	30,683.96	217,555.79	61%	39.99	61%	138,264.22			
		408	EBD														
			000	Districtwide													
				372	Third Party/Medicare Assist												
E 01	110	408	000	372	140		422	00	Individual instruction - 5th/6th	73,051.00	6,004.26	43,089.12	59%	0.00	59%	29,961.88	
E 01	110	408	000	372	210		422	00	FICA/Medicare	5,389.00	422.29	3,051.65	57%	0.00	57%	2,337.35	
E 01	110	408	000	372	218		422	00	TRA	6,392.00	525.38	3,770.35	59%	0.00	59%	2,621.65	
E 01	110	408	000	372	220		422	00	Health Insurance	9,600.00	800.00	5,600.00	58%	0.00	58%	4,000.00	
E 01	110	408	000	372	230		422	00	Life Ins	90.00	7.50	52.50	58%	0.00	58%	37.50	
E 01	110	408	000	372	250		422	00	Tax Shelt Annuities	1,500.00	125.00	875.00	58%	0.00	58%	625.00	
				372	Third Party/Medicare Assist					96,022.00	7,884.43	56,438.62	59%	0.00	59%	39,583.38	
				740	Spec Ed General												
E 01	110	408	000	740	140		422	00	Instructional Sal	26,446.00	2,203.80	15,426.60	58%	0.00	58%	11,019.40	
E 01	110	408	000	740	161		422	00	Certified Ed Asst Salary	90,519.00	7,188.11	52,644.72	58%	0.00	58%	37,874.28	
E 01	110	408	000	740	162		422	00	Child Specific Ed Asst Salary	18,543.00	3,561.70	24,821.52	134%	0.00	134%	(6,278.52)	
E 01	110	408	000	740	210		422	00	FICA/Medicare	10,099.00	968.98	6,935.23	69%	0.00	69%	3,163.77	
E 01	110	408	000	740	214		422	00	PERA	8,148.00	806.23	5,810.04	71%	0.00	71%	2,337.96	

Wadena-Deer Creek Schools #2155

Exp Detail All

Period Ending March 31, 2025

Sequence: Fd, Org, Pro, Crs, Fin, O/S

										2025R1				% YTD		Remaining	
										Annual Budget	Period 202509	Year To Date	% YTD	Encumbrances	+ Enc	Balance	
L	Fd	Org	Pro	Crs	Fin	O/S	Class	Sub	Description								
01	General Fund																
	110	Elementary School K-4															
		408	EBD														
			000	Districtwide													
				740	Spec Ed General												
E 01	110	408	000	740	218		422	00	TRA	2,314.00	192.82	1,349.77	58%	0.00	58%	964.23	
E 01	110	408	000	740	220		422	00	Health Insurance	18,351.00	1,478.48	9,110.05	50%	0.00	50%	9,240.95	
E 01	110	408	000	740	230		422	00	Life Ins	552.00	39.56	281.62	51%	0.00	51%	270.38	
E 01	110	408	000	740	250		422	00	Tax Shelt Annuities	1,396.00	88.22	573.43	41%	0.00	41%	822.57	
E 01	110	408	000	740	394		422	00	Regular - Other Agencies	0.00	0.00	5,120.86	0%	0.00	0%	(5,120.86)	
E 01	110	408	000	740	401		422	00	General Supplies & Expense	0.00	0.00	696.96	0%	0.00	0%	(696.96)	
E 01	110	408	000	740	433		422	00	Indiv Instr Supp	13,905.00	87.80	3,478.98	25%	62.95	25%	10,363.07	
				740	Spec Ed General						190,273.00	16,615.70	126,249.78	66%	62.95	66%	63,960.27
				000	Districtwide						286,295.00	24,500.13	182,688.40	64%	62.95	64%	103,543.65
				408	EBD						286,295.00	24,500.13	182,688.40	64%	62.95	64%	103,543.65
				409	Deaf-Blind												
					000	Districtwide											
						740	Spec Ed General										
E 01	110	409	000	740	161		422	00	Certified Ed Asst Salary	22,053.00	1,401.79	8,893.58	40%	0.00	40%	13,159.42	
E 01	110	409	000	740	162		422	00	Child Specific Ed Asst Salary	329.00	0.00	0.00	0%	0.00	0%	329.00	
E 01	110	409	000	740	174		422	00	Dape Instructors	3,923.00	326.94	2,325.62	59%	0.00	59%	1,597.38	
E 01	110	409	000	740	210		422	00	FICA/Medicare	2,013.00	132.25	858.24	43%	0.00	43%	1,154.76	
E 01	110	409	000	740	214		422	00	PERA	1,601.00	105.13	667.00	42%	0.00	42%	934.00	
E 01	110	409	000	740	218		422	00	TRA	343.00	28.62	203.53	59%	0.00	59%	139.47	
E 01	110	409	000	740	230		422	00	Life Ins	85.00	7.96	48.27	57%	0.00	57%	36.73	
E 01	110	409	000	740	250		422	00	Tax Shelt Annuities	134.00	7.54	53.71	40%	0.00	40%	80.29	
E 01	110	409	000	740	433		422	00	Indiv Instr Supp	4,635.00	0.00	0.00	0%	0.00	0%	4,635.00	
				740	Spec Ed General						35,116.00	2,010.23	13,049.95	37%	0.00	37%	22,066.05
				000	Districtwide						35,116.00	2,010.23	13,049.95	37%	0.00	37%	22,066.05
				409	Deaf-Blind						35,116.00	2,010.23	13,049.95	37%	0.00	37%	22,066.05
				410	Other Health Disabilities												
					000	Districtwide											
						740	Spec Ed General										
E 01	110	410	000	740	140		422	00	Instructional Sal	25,860.00	2,123.74	15,325.14	59%	0.00	59%	10,534.86	
E 01	110	410	000	740	144		422	00	Non-Licensed Instructional S	0.00	0.00	21.92	0%	0.00	0%	(21.92)	
E 01	110	410	000	740	161		422	00	Certified Ed Asst Salary	13,015.00	716.19	5,418.90	42%	0.00	42%	7,596.10	
E 01	110	410	000	740	162		422	00	Child Specific Ed Asst Salary	10,862.00	1,179.65	7,958.10	73%	0.00	73%	2,903.90	

Wadena-Deer Creek Schools #2155

Exp Detail All

Period Ending March 31, 2025

Sequence: Fd, Org, Pro, Crs, Fin, O/S

										2025R1				% YTD		Remaining							
										Annual Budget	Period 202509	Year To Date	% YTD	Encumbrances	+ Enc	Balance							
L	Fd	Org	Pro	Crs	Fin	O/S	Class	Sub	Description														
01	General Fund																						
	110	Elementary School K-4																					
		410	Other Health Disabilities																				
			000	Districtwide																			
				740	Spec Ed General																		
E	01	110	410	000	740	174	422	00	Dape Instructors	4,256.00	354.68	2,505.93	59%	0.00	59%	1,750.07							
E	01	110	410	000	740	210	422	00	FICA/Medicare	4,034.00	300.40	2,203.47	55%	0.00	55%	1,830.53							
E	01	110	410	000	740	214	422	00	PERA	1,791.00	142.17	1,005.01	56%	0.00	56%	785.99							
E	01	110	410	000	740	218	422	00	TRA	2,635.00	216.88	1,560.20	59%	0.00	59%	1,074.80							
E	01	110	410	000	740	220	422	00	Health Insurance	7,323.00	610.46	3,876.07	53%	0.00	53%	3,446.93							
E	01	110	410	000	740	230	422	00	Life Ins	133.00	11.07	72.93	55%	0.00	55%	60.07							
E	01	110	410	000	740	250	422	00	Tax Shelt Annuities	1,249.00	105.98	683.97	55%	0.00	55%	565.03							
E	01	110	410	000	740	394	422	00	Regular - Other Agencies	5,150.00	0.00	0.00	0%	0.00	0%	5,150.00							
					740	Spec Ed General				76,308.00	5,761.22	40,631.64	53%	0.00	53%	35,676.36							
					000	Districtwide				76,308.00	5,761.22	40,631.64	53%	0.00	53%	35,676.36							
					410	Other Health Disabilities				76,308.00	5,761.22	40,631.64	53%	0.00	53%	35,676.36							
					411	Autistic																	
						000	Districtwide																
							740	Spec Ed General															
E	01	110	411	000	740	140	422	00	Instructional Sal	61,061.00	5,046.74	35,490.39	58%	0.00	58%	25,570.61							
E	01	110	411	000	740	152	422	00	Speech Language / Patholog	21,971.00	1,784.28	12,644.91	58%	0.00	58%	9,326.09							
E	01	110	411	000	740	161	422	00	Certified Ed Asst Salary	77,008.00	7,484.21	53,811.90	70%	0.00	70%	23,196.10							
E	01	110	411	000	740	162	422	00	Child Specific Ed Asst Salary	94,390.00	9,206.12	51,620.40	55%	0.00	55%	42,769.60							
E	01	110	411	000	740	174	422	00	Dape Instructors	1,004.00	83.68	543.92	54%	0.00	54%	460.08							
E	01	110	411	000	740	186	422	00	Extra curr Pay-Non Lic/Cert.	0.00	0.00	293.14	0%	0.00	0%	(293.14)							
E	01	110	411	000	740	210	422	00	FICA/Medicare	18,525.00	1,695.70	11,051.22	60%	0.00	60%	7,473.78							
E	01	110	411	000	740	214	422	00	PERA	12,315.00	1,208.70	7,817.66	63%	0.00	63%	4,497.34							
E	01	110	411	000	740	218	422	00	TRA	7,353.00	605.04	4,259.47	58%	0.00	58%	3,093.53							
E	01	110	411	000	740	220	422	00	Health Insurance	40,167.00	3,451.77	23,892.38	59%	0.00	59%	16,274.62							
E	01	110	411	000	740	230	422	00	Life Ins	627.00	50.10	345.70	55%	0.00	55%	281.30							
E	01	110	411	000	740	250	422	00	Tax Shelt Annuities	2,676.00	199.32	1,469.48	55%	0.00	55%	1,206.52							
E	01	110	411	000	740	396	422	00	MN Sch Dist-Salary	2,472.00	0.00	0.00	0%	0.00	0%	2,472.00							
E	01	110	411	000	740	397	422	00	MN Sch Dist-Benefits	618.00	0.00	0.00	0%	0.00	0%	618.00							
E	01	110	411	000	740	401	422	00	General Supplies & Expense	0.00	54.89	103.88	0%	0.00	0%	(103.88)							

Wadena-Deer Creek Schools #2155

Exp Detail All

Period Ending March 31, 2025

Sequence: Fd, Org, Pro, Crs, Fin, O/S

										2025R1				% YTD		Remaining				
L	Fd	Org	Pro	Crs	Fin	O/S	Class	Sub	Description	Annual Budget	Period 202509	Year To Date	% YTD	Encumbrances	+ Enc	Balance				
01	General Fund																			
	110	Elementary School K-4																		
		411	Autistic																	
			000	Districtwide																
				740	Spec Ed General															
E 01	110	411	000	740	433		422	00	Indiv Instr Supp	412.00	228.05	428.25	104%	19.99	109%	(36.24)				
				740	Spec Ed General									340,599.00	31,098.60	203,772.70	60%	19.99	60%	136,806.31
			000	Districtwide									340,599.00	31,098.60	203,772.70	60%	19.99	60%	136,806.31	
		411	Autistic									340,599.00	31,098.60	203,772.70	60%	19.99	60%	136,806.31		
			412	ECSE - Developmentally Delayed																
			000	Districtwide																
				740	Spec Ed General															
E 01	110	412	000	740	140		422	00	Instructional Sal	62,658.00	5,210.92	36,453.29	58%	0.00	58%	26,204.71				
E 01	110	412	000	740	144		422	00	Non-Licensed Instructional S	18,025.00	1,450.62	9,386.35	52%	0.00	52%	8,638.65				
E 01	110	412	000	740	152		422	00	Speech Language / Patholog	36,555.00	2,969.08	21,859.03	60%	0.00	60%	14,695.97				
E 01	110	412	000	740	161		422	00	Certified Ed Asst Salary	1,268.00	0.00	4,092.01	323%	0.00	323%	(2,824.01)				
E 01	110	412	000	740	162		422	00	Child Specific Ed Asst Salary	64,266.00	8,986.88	63,382.81	99%	0.00	99%	883.19				
E 01	110	412	000	740	186		422	00	Extra curr Pay-Non Lic/Cert.	0.00	0.00	196.19	0%	0.00	0%	(196.19)				
E 01	110	412	000	740	210		422	00	FICA/Medicare	13,885.00	1,414.05	10,271.94	74%	0.00	74%	3,613.06				
E 01	110	412	000	740	214		422	00	PERA	6,172.00	708.98	5,307.23	86%	0.00	86%	864.77				
E 01	110	412	000	740	218		422	00	TRA	8,681.00	715.77	5,122.48	59%	0.00	59%	3,558.52				
E 01	110	412	000	740	220		422	00	Health Insurance	8,360.00	692.93	4,199.98	50%	0.00	50%	4,160.02				
E 01	110	412	000	740	230		422	00	Life Ins	339.00	31.61	209.74	62%	0.00	62%	129.26				
E 01	110	412	000	740	250		422	00	Tax Shelt Annuities	3,067.00	259.39	1,811.59	59%	0.00	59%	1,255.41				
E 01	110	412	000	740	396		422	00	MN Sch Dist-Salary	151,534.00	0.00	111,295.33	73%	0.00	73%	40,238.67				
E 01	110	412	000	740	397		422	00	MN Sch Dist-Benefits	37,883.00	0.00	0.00	0%	0.00	0%	37,883.00				
E 01	110	412	000	740	433		422	00	Indiv Instr Supp	0.00	0.00	973.56	0%	0.00	0%	(973.56)				
				740	Spec Ed General									412,693.00	22,440.23	274,561.53	67%	0.00	67%	138,131.47
			000	Districtwide									412,693.00	22,440.23	274,561.53	67%	0.00	67%	138,131.47	
		412	ECSE - Developmentally Delayed									412,693.00	22,440.23	274,561.53	67%	0.00	67%	138,131.47		
			416	Severely Multiply Impaired																
			000	Districtwide																
				740	Spec Ed General															
E 01	110	416	000	740	140		422	00	Instructional Sal	9,684.00	786.12	5,999.39	62%	0.00	62%	3,684.61				
E 01	110	416	000	740	161		422	00	Certified Ed Asst Salary	3,826.00	296.14	2,077.56	54%	0.00	54%	1,748.44				
E 01	110	416	000	740	162		422	00	Child Specific Ed Asst Salary	14,793.00	1,145.04	8,146.88	55%	0.00	55%	6,646.12				
E 01	110	416	000	740	174		422	00	Dape Instructors	4,256.00	354.70	2,315.80	54%	0.00	54%	1,940.20				

Wadena-Deer Creek Schools #2155

Exp Detail All

Period Ending March 31, 2025

Sequence: Fd, Org, Pro, Crs, Fin, O/S

									2025R1				% YTD		Remaining
L	Fd Org Pro Crs Fin O/S	Class Sub	Description	Annual Budget	Period 202509	Year To Date	% YTD	Encumbrances	+ Enc	Balance					
01	General Fund														
	110	Elementary School K-4													
		416	Severely Multiply Impaired												
			000	Districtwide											
				740	Spec Ed General										
E 01	110	416	000	740	210	422	00	FICA/Medicare	2,491.00	197.57	1,410.62	57%	0.00	57%	1,080.38
E 01	110	416	000	740	214	422	00	PERA	1,396.00	108.08	766.84	55%	0.00	55%	629.16
E 01	110	416	000	740	218	422	00	TRA	1,220.00	99.80	727.45	60%	0.00	60%	492.55
E 01	110	416	000	740	220	422	00	Health Insurance	7,008.00	575.23	4,079.19	58%	0.00	58%	2,928.81
E 01	110	416	000	740	230	422	00	Life Ins	83.00	6.93	50.79	61%	0.00	61%	32.21
E 01	110	416	000	740	250	422	00	Tax Shelt Annuities	285.00	23.71	167.77	59%	0.00	59%	117.23
				740	Spec Ed General				45,042.00	3,593.32	25,742.29	57%	0.00	57%	19,299.71
			000	Districtwide					45,042.00	3,593.32	25,742.29	57%	0.00	57%	19,299.71
		416	Severely Multiply Impaired						45,042.00	3,593.32	25,742.29	57%	0.00	57%	19,299.71
		420	Special Education												
			000	Districtwide											
				740	Spec Ed General										
E 01	110	420	000	740	396	422	00	MN Sch Dist-Salary	53,292.00	0.00	0.00	0%	0.00	0%	53,292.00
E 01	110	420	000	740	397	422	00	MN Sch Dist-Benefits	13,323.00	0.00	0.00	0%	0.00	0%	13,323.00
E 01	110	420	000	740	433	422	00	Indiv Instr Supp	5,665.00	0.00	392.70	7%	0.00	7%	5,272.30
				740	Spec Ed General				72,280.00	0.00	392.70	1%	0.00	1%	71,887.30
			000	Districtwide					72,280.00	0.00	392.70	1%	0.00	1%	71,887.30
		420	Special Education						72,280.00	0.00	392.70	1%	0.00	1%	71,887.30
		422	CEIS Sped Stdts w/o Disability												
			000	Districtwide											
				000	Districtwide										
E 01	110	422	000	000	140	422	00	Certified Ed - CEIS	10,808.00	900.64	5,854.16	54%	0.00	54%	4,953.84
E 01	110	422	000	000	185	422	00	ADSIS	0.00	1,008.10	1,008.10	0%	0.00	0%	(1,008.10)
E 01	110	422	000	000	210	422	00	Certified Ed - CEIS FICA/Me	827.00	146.02	524.96	63%	0.00	63%	302.04
E 01	110	422	000	000	218	422	00	CEIS TRA	946.00	167.02	600.44	63%	0.00	63%	345.56
E 01	110	422	000	000	230	422	00	Certified Ed - CEIS - Life Ins	14.00	1.12	7.28	52%	0.00	52%	6.72
E 01	110	422	000	000	250	422	00	Tax Shelt Annuities	225.00	18.76	121.94	54%	0.00	54%	103.06
				000	Districtwide				12,820.00	2,241.66	8,116.88	63%	0.00	63%	4,703.12
				625	IDEA - CEIS										
E 01	110	422	000	625	140	422	00	Instructional CEIS	850.00	0.00	3,401.81	400%	0.00	400%	(2,551.81)
E 01	110	422	000	625	161	422	00	Certified Ed - CEIS	0.00	0.00	1,090.25	0%	0.00	0%	(1,090.25)

Wadena-Deer Creek Schools #2155

Exp Detail All

Period Ending March 31, 2025

Sequence: Fd, Org, Pro, Crs, Fin, O/S

										2025R1				% YTD		Remaining			
L	Fd	Org	Pro	Crs	Fin	O/S	Class	Sub	Description	Annual Budget	Period 202509	Year To Date	% YTD	Encumbrances	+ Enc	Balance			
01	General Fund																		
	110	Elementary School K-4																	
		422	CEIS Sped Stdts w/o Disability																
			000	Districtwide															
				625	IDEA - CEIS														
E	01	110	422	000	625	210	422	00	Certified Ed - CEIS FICA/Me	65.00	0.00	343.65	529%	0.00	529%	(278.65)			
E	01	110	422	000	625	214	422	00	Certified Ed - CEIS - PERA	0.00	0.00	81.77	0%	0.00	0%	(81.77)			
E	01	110	422	000	625	218	422	00	CEIS TRA	74.00	0.00	297.66	402%	0.00	402%	(223.66)			
E	01	110	422	000	625	230	422	00	Certified Ed - CEIS - Life Ins	0.00	0.00	6.38	0%	0.00	0%	(6.38)			
E	01	110	422	000	625	250	422	00	Tax Shelt Annuities	0.00	0.00	53.12	0%	0.00	0%	(53.12)			
				625	IDEA - CEIS					989.00	0.00	5,274.64	533%	0.00	533%	(4,285.64)			
				740	Spec Ed General														
E	01	110	422	000	740	140	422	00	Instructional Sal	61,243.00	5,133.27	33,203.18	54%	0.00	54%	28,039.82			
E	01	110	422	000	740	161	422	00	Certified Ed - CEIS	37,943.00	1,571.61	9,820.49	26%	0.00	26%	28,122.51			
E	01	110	422	000	740	210	422	00	Certified Ed - CEIS FICA/Me	7,588.00	512.91	3,291.27	43%	0.00	43%	4,296.73			
E	01	110	422	000	740	214	422	00	Certified Ed - CEIS - PERA	2,846.00	117.88	736.52	26%	0.00	26%	2,109.48			
E	01	110	422	000	740	218	422	00	CEIS TRA	5,359.00	449.16	2,905.34	54%	0.00	54%	2,453.66			
E	01	110	422	000	740	230	422	00	Certified Ed - CEIS - Life Ins	152.00	12.76	82.94	55%	0.00	55%	69.06			
E	01	110	422	000	740	250	422	00	Tax Shelt Annuities	1,275.00	106.24	690.56	54%	0.00	54%	584.44			
E	01	110	422	000	740	433	422	00	Indiv Instr Supp- ADSIS	1,030.00	0.00	259.52	25%	0.00	25%	770.48			
				740	Spec Ed General					117,436.00	7,903.83	50,989.82	43%	0.00	43%	66,446.18			
				000	Districtwide					131,245.00	10,145.49	64,381.34	49%	0.00	49%	66,863.66			
				422	CEIS Sped Stdts w/o Disability					131,245.00	10,145.49	64,381.34	49%	0.00	49%	66,863.66			
		622	Media Center																
			000	Districtwide															
				000	Districtwide														
E	01	110	622	000	000	140	422	00	Instructional Sal	300.00	0.00	0.00	0%	0.00	0%	300.00			
E	01	110	622	000	000	141	422	00	Non Licensed Salary	28,865.00	0.00	21,807.21	76%	0.00	76%	7,057.79			
E	01	110	622	000	000	210	422	00	FICA/Medicare	2,143.00	0.00	1,642.57	77%	0.00	77%	500.43			
E	01	110	622	000	000	214	422	00	PERA	1,878.00	0.00	1,587.16	85%	0.00	85%	290.84			
E	01	110	622	000	000	218	422	00	TRA	0.00	0.00	56.45	0%	0.00	0%	(56.45)			
E	01	110	622	000	000	220	422	00	Health Insurance	9,600.00	0.00	4,800.00	50%	0.00	50%	4,800.00			
E	01	110	622	000	000	230	422	00	Life Ins	90.00	0.00	45.00	50%	0.00	50%	45.00			
E	01	110	622	000	000	250	422	00	Tax Shelt Annuities	750.00	0.00	441.10	59%	0.00	59%	308.90			
E	01	110	622	000	000	305	422	00	Professional Services	515.00	0.00	0.00	0%	0.00	0%	515.00			
E	01	110	622	000	000	401	422	00	General Supplies	515.00	0.00	675.59	131%	0.00	131%	(160.59)			
E	01	110	622	000	000	470	422	00	Library Books	5,150.00	0.00	3,008.87	58%	3,152.03	120%	(1,010.90)			

Wadena-Deer Creek Schools #2155

Exp Detail All

Period Ending March 31, 2025

Sequence: Fd, Org, Pro, Crs, Fin, O/S

										2025R1				% YTD	Remaining					
L	Fd	Org	Pro	Crs	Fin	O/S	Class	Sub	Description	Annual Budget	Period 202509	Year To Date	% YTD	Encumbrances	+ Enc	Balance				
01	General Fund																			
	110	Elementary School K-4																		
		622	Media Center																	
			000	Districtwide																
				000	Districtwide															
E 01	110	622	000	000	489		422	00	Periodicals-Newsp.	1,030.00	0.00	331.33	32%	0.00	32%	698.67				
				000	Districtwide									50,836.00	0.00	34,395.28	68%	3,152.03	74%	13,288.69
				000	Districtwide									50,836.00	0.00	34,395.28	68%	3,152.03	74%	13,288.69
		622	Media Center									50,836.00	0.00	34,395.28	68%	3,152.03	74%	13,288.69		
		640	Staff Development																	
			000	Districtwide																
				316	Staff Development															
E 01	110	640	000	316	140		403	00	Instructional Sal	1,907.00	0.00	1,358.64	71%	0.00	71%	548.36				
E 01	110	640	000	316	144		422	00	Non-Licensed Instructional S	900.00	0.00	0.00	0%	0.00	0%	900.00				
E 01	110	640	000	316	185		403	00	Other Salaries	105,561.00	0.00	9,970.92	9%	0.00	9%	95,590.08				
E 01	110	640	000	316	186		403	00	Extra curr Pay-Non Lic/Cert.	0.00	0.00	8,763.66	0%	0.00	0%	(8,763.66)				
E 01	110	640	000	316	210		403	00	FICA/Medicare	8,288.00	0.00	1,503.81	18%	0.00	18%	6,784.19				
E 01	110	640	000	316	214		403	00	PERA	263.00	0.00	832.00	316%	0.00	316%	(569.00)				
E 01	110	640	000	316	218		403	00	TRA	9,164.00	0.00	787.48	9%	0.00	9%	8,376.52				
E 01	110	640	000	316	230		422	00	Life Ins	0.00	0.00	2.99	0%	0.00	0%	(2.99)				
E 01	110	640	000	316	305		403	00	Professional Services	4,635.00	0.00	0.00	0%	0.00	0%	4,635.00				
E 01	110	640	000	316	366		403	00	Travel	30,900.00	4,348.04	23,089.39	75%	0.00	75%	7,810.61				
E 01	110	640	000	316	401		403	00	General Supplies & Expense	0.00	0.00	62.28	0%	0.00	0%	(62.28)				
				316	Staff Development									161,618.00	4,348.04	46,371.17	29%	0.00	29%	115,246.83
				000	Districtwide									161,618.00	4,348.04	46,371.17	29%	0.00	29%	115,246.83
		640	Staff Development									161,618.00	4,348.04	46,371.17	29%	0.00	29%	115,246.83		
		740	Social Worker																	
			000	Districtwide																
				000	Districtwide															
E 01	110	740	000	000	156		422	00	School Social Worker	36,479.00	3,070.83	21,431.84	59%	0.00	59%	15,047.16				
E 01	110	740	000	000	210		422	00	FICA/Medicare	2,783.00	234.25	1,634.88	59%	0.00	59%	1,148.12				
E 01	110	740	000	000	218		422	00	TRA	3,192.00	268.69	1,875.24	59%	0.00	59%	1,316.76				
E 01	110	740	000	000	230		422	00	Life Ins	66.00	5.46	37.74	57%	0.00	57%	28.26				
E 01	110	740	000	000	250		422	00	Tax Shelt Annuities	364.00	30.32	209.58	58%	0.00	58%	154.42				

Wadena-Deer Creek Schools #2155

Exp Detail All

Period Ending March 31, 2025

Sequence: Fd, Org, Pro, Crs, Fin, O/S

										2025R1				% YTD		Remaining							
										Annual Budget	Period 202509	Year To Date	% YTD	Encumbrances	+ Enc	Balance							
L	Fd	Org	Pro	Crs	Fin	O/S	Class	Sub	Description														
01	General Fund																						
	110	Elementary School K-4																					
		740	Social Worker																				
			000	Districtwide																			
				000	Districtwide																		
E	01	110	740	000	000	401	422	00	General Supplies & Expense	0.00	0.00	299.20	0%	0.00	0%	(299.20)							
				000	Districtwide												42,884.00	3,609.55	25,488.48	59%	0.00	59%	17,395.52
				000	Districtwide												42,884.00	3,609.55	25,488.48	59%	0.00	59%	17,395.52
				740	Social Worker												42,884.00	3,609.55	25,488.48	59%	0.00	59%	17,395.52
		110	Elementary School K-4													4,645,457.00	362,555.18	2,708,504.79	58%	8,486.68	58%	1,928,465.53	
	111	Title I																					
		216	Title I																				
			000	Districtwide																			
				401	Title I																		
E	01	111	216	000	401	110	422	00	Superintendent Sal	10,000.00	(11,031.34)	10,000.00	100%	0.00	100%	0.00							
E	01	111	216	000	401	140	422	00	Instructional Sal	303,723.00	22,966.49	185,740.08	61%	0.00	61%	117,982.92							
E	01	111	216	000	401	161	422	00	Certified Ed Asst Salary	25,209.00	2,599.64	18,729.81	74%	0.00	74%	6,479.19							
E	01	111	216	000	401	210	422	00	FICA/Medicare	24,981.00	2,670.24	21,037.76	84%	0.00	84%	3,943.24							
E	01	111	216	000	401	214	422	00	PERA	1,891.00	194.98	1,404.76	74%	0.00	74%	486.24							
E	01	111	216	000	401	218	422	00	TRA	25,059.00	2,974.83	23,312.44	93%	0.00	93%	1,746.56							
E	01	111	216	000	401	220	422	00	Health Insurance	48,000.00	3,200.00	24,800.00	52%	0.00	52%	23,200.00							
E	01	111	216	000	401	230	422	00	Life Ins	567.00	67.50	498.65	88%	0.00	88%	68.35							
E	01	111	216	000	401	240	422	00	Ltd Ins	0.00	70.38	575.15	0%	0.00	0%	(575.15)							
E	01	111	216	000	401	250	422	00	Tax Shelt Annuities	8,552.00	1,020.80	7,228.00	85%	0.00	85%	1,324.00							
E	01	111	216	000	401	251	422	00	HCSP - Health Care State M	23.00	0.00	0.00	0%	0.00	0%	23.00							
E	01	111	216	000	401	366	422	00	Travel	2,060.00	0.00	0.00	0%	0.00	0%	2,060.00							
E	01	111	216	000	401	401	422	00	General Supplies & Expense	0.00	0.00	0.00	0%	530.79	0%	(530.79)							
E	01	111	216	000	401	433	422	00	Indiv Instr Supp	23,180.00	0.00	3,065.50	13%	0.00	13%	20,114.50							
				401	Title I												473,245.00	24,733.52	296,392.15	63%	530.79	63%	176,322.06
				000	Districtwide												473,245.00	24,733.52	296,392.15	63%	530.79	63%	176,322.06
		637	Homeless Set Aside																				
			401	Title I																			
E	01	111	216	637	401	401	422	00	General Supplies & Expense	0.00	0.00	267.82	0%	0.00	0%	(267.82)							
				401	Title I												0.00	0.00	267.82	0%	0.00	0%	(267.82)
		637	Homeless Set Aside													0.00	0.00	267.82	0%	0.00	0%	(267.82)	

Wadena-Deer Creek Schools #2155

Exp Detail All

Period Ending March 31, 2025

Sequence: Fd, Org, Pro, Crs, Fin, O/S

										2025R1				% YTD		Remaining							
										Annual Budget	Period 202509	Year To Date	% YTD	Encumbrances	+ Enc	Balance							
L	Fd	Org	Pro	Crs	Fin	O/S	Class	Sub	Description														
01	General Fund																						
	111	Title I																					
		216	Title I																				
			638	Parent Involv Set Aside																			
				401	Title I																		
E 01	111	216	638	401	433		422	00	Indiv Instr Supp	515.00	0.00	0.00	0%	0.00	0%	515.00							
				401	Title I												515.00	0.00	0.00	0%	0.00	0%	515.00
				638	Parent Involv Set Aside												515.00	0.00	0.00	0%	0.00	0%	515.00
				216	Title I												473,760.00	24,733.52	296,659.97	63%	530.79	63%	176,569.24
				111	Title I												473,760.00	24,733.52	296,659.97	63%	530.79	63%	176,569.24
	112	Elementary																					
		204	Title II Pt A																				
			000	Districtwide																			
				414	Title II - Improving Tchr Qual																		
E 01	112	204	000	414	140		422	00	Instructional Sal	103,708.00	8,596.08	60,172.57	58%	0.00	58%	43,535.43							
E 01	112	204	000	414	210		422	00	FICA/Medicare	7,667.00	653.75	4,499.03	59%	0.00	59%	3,167.97							
E 01	112	204	000	414	218		422	00	TRA	9,048.00	752.14	5,265.09	58%	0.00	58%	3,782.91							
E 01	112	204	000	414	220		422	00	Health Insurance	19,178.00	1,600.00	11,200.00	58%	0.00	58%	7,978.00							
E 01	112	204	000	414	230		422	00	Life Ins	180.00	15.00	105.00	58%	0.00	58%	75.00							
E 01	112	204	000	414	240		422	00	LTD Ins.	0.00	0.00	17.14	0%	0.00	0%	(17.14)							
E 01	112	204	000	414	250		422	00	Tax Shelt Annuities	1,998.00	168.32	1,178.24	59%	0.00	59%	819.76							
				414	Title II - Improving Tchr Qual												141,779.00	11,785.29	82,437.07	58%	0.00	58%	59,341.93
				000	Districtwide												141,779.00	11,785.29	82,437.07	58%	0.00	58%	59,341.93
				204	Title II Pt A												141,779.00	11,785.29	82,437.07	58%	0.00	58%	59,341.93
	206	Title IV																					
			000	Districtwide																			
				433	Title IV-PtA Stdnt Supp&Acad																		
E 01	112	206	000	433	366		422	00	Travel	7,531.00	0.00	1,000.00	13%	0.00	13%	6,531.00							
E 01	112	206	000	433	433		422	00	Indiv Instr Supp	15,186.00	0.00	405.69	3%	0.00	3%	14,780.31							
				433	Title IV-PtA Stdnt Supp&Acad												22,717.00	0.00	1,405.69	6%	0.00	6%	21,311.31
				000	Districtwide												22,717.00	0.00	1,405.69	6%	0.00	6%	21,311.31

Wadena-Deer Creek Schools #2155

Exp Detail All

Period Ending March 31, 2025

Sequence: Fd, Org, Pro, Crs, Fin, O/S

										2025R1				% YTD		Remaining				
L	Fd	Org	Pro	Crs	Fin	O/S	Class	Sub	Description	Annual Budget	Period 202509	Year To Date	% YTD	Encumbrances	+ Enc	Balance				
01	General Fund																			
	112	Elementary																		
		206	Title IV																	
			011	First Prior Yr Fed Funds																
				433	Title IV-PtA Stdnt Supp&Acad															
E 01	112	206	011	433	433		422	00	Indiv Instr Supp	5,838.00	0.00	0.00	0%	0.00	0%	5,838.00				
				433	Title IV-PtA Stdnt Supp&Acad									5,838.00	0.00	0.00	0%	0.00	0%	5,838.00
			011	First Prior Yr Fed Funds									5,838.00	0.00	0.00	0%	0.00	0%	5,838.00	
		206	Title IV									28,555.00	0.00	1,405.69	5%	0.00	5%	27,149.31		
	112	Elementary									170,334.00	11,785.29	83,842.76	49%	0.00	49%	86,491.24			
	114	Elementary - Summer School																		
		203	Elementary Ed.																	
			012	Second Prior Yr Fed Funds																
				161	ESSER III learning Loss															
E 01	114	203	012	161	185		422	00	Other Salaries	270.00	0.00	0.00	0%	0.00	0%	270.00				
E 01	114	203	012	161	210		422	00	FICA/Medicare	21.00	0.00	0.00	0%	0.00	0%	21.00				
			161	ESSER III learning Loss									291.00	0.00	0.00	0%	0.00	0%	291.00	
		012	Second Prior Yr Fed Funds									291.00	0.00	0.00	0%	0.00	0%	291.00		
	203	Elementary Ed.									291.00	0.00	0.00	0%	0.00	0%	291.00			
	114	Elementary - Summer School									291.00	0.00	0.00	0%	0.00	0%	291.00			
	150	Elementary School 5-6 Middle																		
		050	Principal																	
			000	Districtwide																
				000	Districtwide															
E 01	150	050	000	000	111		422	00	Principal-Dir Sal	59,205.00	2,653.50	26,087.74	44%	0.00	44%	33,117.26				
E 01	150	050	000	000	210		422	00	FICA/Medicare	4,513.00	200.85	1,981.37	44%	0.00	44%	2,531.63				
E 01	150	050	000	000	218		422	00	TRA	5,180.00	232.18	2,282.72	44%	0.00	44%	2,897.28				
E 01	150	050	000	000	220		422	00	Health Insurance	2,400.00	200.00	1,800.00	75%	0.00	75%	600.00				
E 01	150	050	000	000	230		422	00	Life Ins	164.00	7.50	73.50	45%	0.00	45%	90.50				
E 01	150	050	000	000	250		422	00	Tax Shelt Annuities	1,827.00	83.33	816.59	45%	0.00	45%	1,010.41				
E 01	150	050	000	000	251		422	00	HCSP - Health Care State M	137.00	0.00	0.00	0%	0.00	0%	137.00				
		000	Districtwide									73,426.00	3,377.36	33,041.92	45%	0.00	45%	40,384.08		
		000	Districtwide									73,426.00	3,377.36	33,041.92	45%	0.00	45%	40,384.08		
	050	Principal									73,426.00	3,377.36	33,041.92	45%	0.00	45%	40,384.08			

Wadena-Deer Creek Schools #2155

Exp Detail All

Period Ending March 31, 2025

Sequence: Fd, Org, Pro, Crs, Fin, O/S

										2025R1				% YTD		Remaining		
L	Fd	Org	Pro	Crs	Fin	O/S	Class	Sub	Description	Annual Budget	Period 202509	Year To Date	% YTD	Encumbrances	+ Enc	Balance		
01	General Fund																	
	150	Elementary School 5-6 Middle																
		203	Elementary Ed.															
			000	Districtwide														
				000	Districtwide													
E 01	150	203	000	000	140		422	00	Individual instruction - 5th/6th	481,882.00	39,600.18	281,467.66	58%	0.00	58%	200,414.34		
E 01	150	203	000	000	210		422	00	FICA/Medicare	35,993.00	2,918.67	20,831.85	58%	0.00	58%	15,161.15		
E 01	150	203	000	000	218		422	00	TRA	41,954.00	3,465.02	24,628.46	59%	0.00	59%	17,325.54		
E 01	150	203	000	000	220		422	00	Health Insurance	47,338.00	4,689.66	28,358.64	60%	0.00	60%	18,979.36		
E 01	150	203	000	000	230		422	00	Life Ins	618.00	51.46	360.22	58%	0.00	58%	257.78		
E 01	150	203	000	000	250		422	00	Tax Shelt Annuities	11,259.00	938.20	6,567.40	58%	0.00	58%	4,691.60		
E 01	150	203	000	000	369		422	00	Entry Fees	2,060.00	0.00	3,212.00	156%	0.00	156%	(1,152.00)		
E 01	150	203	000	000	390		422	00	MN Sch Dist - Regular	4,120.00	0.00	0.00	0%	0.00	0%	4,120.00		
E 01	150	203	000	000	401		422	00	General Supplies & Expense	3,090.00	0.00	418.32	14%	0.00	14%	2,671.68		
E 01	150	203	000	000	430		422	00	Instructional Supp	1,545.00	0.00	291.12	19%	0.00	19%	1,253.88		
E 01	150	203	000	000	433		422	00	Indiv Instr Supp	515.00	0.00	0.00	0%	0.00	0%	515.00		
E 01	150	203	000	000	460		422	00	Textbooks	515.00	0.00	0.00	0%	0.00	0%	515.00		
E 01	150	203	000	000	556		422	00	SBITA - Reading Curr. HMH	3,543.00	0.00	0.00	0%	0.00	0%	3,543.00		
E 01	150	203	000	000	820		422	00	Dues, Memberships, Lic, & F	412.00	0.00	0.00	0%	0.00	0%	412.00		
E 01	150	203	000	000	891		422	00	GASB 68 Pension Cost	12,669.00	0.00	0.00	0%	0.00	0%	12,669.00		
			000	Districtwide							647,513.00	51,663.19	366,135.67	57%	0.00	57%	281,377.33	
			000	Districtwide							647,513.00	51,663.19	366,135.67	57%	0.00	57%	281,377.33	
			021	supplies														
				000	Districtwide													
E 01	150	203	021	000	401		422	00	Gen Sup - CRESAP GR5	103.00	0.00	0.00	0%	0.00	0%	103.00		
E 01	150	203	021	000	430		422	00	Instr Sup - CRESAP GR5	103.00	0.00	0.00	0%	0.00	0%	103.00		
			000	Districtwide							206.00	0.00	0.00	0%	0.00	0%	206.00	
			021	supplies							206.00	0.00	0.00	0%	0.00	0%	206.00	
			022	supplies														
				000	Districtwide													
E 01	150	203	022	000	401		422	00	Gen Sup - Quincer GR5	103.00	0.00	0.00	0%	0.00	0%	103.00		
E 01	150	203	022	000	430		422	00	Instr Sup - Quincer GR5	103.00	0.00	0.00	0%	0.00	0%	103.00		
			000	Districtwide							206.00	0.00	0.00	0%	0.00	0%	206.00	
			022	supplies							206.00	0.00	0.00	0%	0.00	0%	206.00	
			023	supplies														
				000	Districtwide													
E 01	150	203	023	000	401		422	00	Gen Sup - Schultz GR5	103.00	0.00	0.00	0%	0.00	0%	103.00		

Wadena-Deer Creek Schools #2155

Exp Detail All

Period Ending March 31, 2025

Sequence: Fd, Org, Pro, Crs, Fin, O/S

										2025R1				% YTD	Remaining							
L	Fd	Org	Pro	Crs	Fin	O/S	Class	Sub	Description	Annual Budget	Period 202509	Year To Date	% YTD	Encumbrances	+ Enc	Balance						
01	General Fund																					
150	Elementary School 5-6 Middle																					
203	Elementary Ed.																					
023	supplies																					
000	Districtwide																					
E 01	150	203	023	000	430	422	00		Instr Sup - Schultz GR5	103.00	0.00	0.00	0%	0.00	0%	103.00						
			000	Districtwide												206.00	0.00	0.00	0%	0.00	0%	206.00
			023	supplies												206.00	0.00	0.00	0%	0.00	0%	206.00
			024	supplies																		
			000	Districtwide																		
E 01	150	203	024	000	401	422	00		Gen Sup- Petermeier GR5	103.00	0.00	0.00	0%	0.00	0%	103.00						
E 01	150	203	024	000	430	422	00		Instr Sup- Petermeier GR5	103.00	0.00	0.00	0%	0.00	0%	103.00						
			000	Districtwide												206.00	0.00	0.00	0%	0.00	0%	206.00
			024	supplies												206.00	0.00	0.00	0%	0.00	0%	206.00
			025	supplies																		
			000	Districtwide																		
E 01	150	203	025	000	401	422	00		Gen Sup - Grendahl GR6	103.00	0.00	389.94	379%	0.00	379%	(286.94)						
E 01	150	203	025	000	430	422	00		Instr Sup - Grendahl GR6	103.00	19.23	404.76	393%	0.00	393%	(301.76)						
E 01	150	203	025	000	433	422	00		Indvl Sup - Grendahl GR6	103.00	0.00	0.00	0%	0.00	0%	103.00						
			000	Districtwide												309.00	19.23	794.70	257%	0.00	257%	(485.70)
			025	supplies												309.00	19.23	794.70	257%	0.00	257%	(485.70)
			026	supplies																		
			000	Districtwide																		
E 01	150	203	026	000	401	422	00		Gen Sup - K. TUMBERG GR	103.00	0.00	0.00	0%	0.00	0%	103.00						
E 01	150	203	026	000	430	422	00		Instr Sup - K. TUMBERG GF	103.00	0.00	0.00	0%	0.00	0%	103.00						
E 01	150	203	026	000	433	422	00		Indvl Sup - Sugg GR6	103.00	0.00	0.00	0%	0.00	0%	103.00						
			000	Districtwide												309.00	0.00	0.00	0%	0.00	0%	309.00
			026	supplies												309.00	0.00	0.00	0%	0.00	0%	309.00
			027	supplies																		
			000	Districtwide																		
E 01	150	203	027	000	401	422	00		Gen Sup - Pulver GR6	103.00	0.00	81.24	79%	0.00	79%	21.76						
E 01	150	203	027	000	430	422	00		Instr Sup - Pulver GR6	103.00	196.93	753.26	731%	0.00	731%	(650.26)						
			000	Districtwide												206.00	196.93	834.50	405%	0.00	405%	(628.50)
			027	supplies												206.00	196.93	834.50	405%	0.00	405%	(628.50)
			203	Elementary Ed.												649,161.00	51,879.35	367,764.87	57%	0.00	57%	281,396.13

Wadena-Deer Creek Schools #2155

Exp Detail All

Period Ending March 31, 2025

Sequence: Fd, Org, Pro, Crs, Fin, O/S

										2025R1				% YTD	Remaining									
L	Fd	Org	Pro	Crs	Fin	O/S	Class	Sub	Description	Annual Budget	Period 202509	Year To Date	% YTD	Encumbrances	+ Enc	Balance								
01	General Fund																							
	150	Elementary School 5-6 Middle																						
		218	Gifted & Talented																					
			000	Districtwide																				
				388	Gifted & Talented																			
E 01	150	218	000	388	369		438	00	Entry Fees	515.00	0.00	185.00	36%	0.00	36%	330.00								
				388	Gifted & Talented												515.00	0.00	185.00	36%	0.00	36%	330.00	
			000	Districtwide													515.00	0.00	185.00	36%	0.00	36%	330.00	
		218	Gifted & Talented														515.00	0.00	185.00	36%	0.00	36%	330.00	
		407	SLD																					
			000	Districtwide																				
				372	Third Party/Medicare Assist																			
E 01	150	407	000	372	140		422	00	Spec Ed Instr MA - 5th/6th gr	53,038.00	4,419.84	30,938.88	58%	0.00	58%	22,099.12								
E 01	150	407	000	372	210		422	00	FICA/Medicare	3,703.00	290.82	2,065.34	56%	0.00	56%	1,637.66								
E 01	150	407	000	372	218		422	00	TRA	4,641.00	386.74	2,707.18	58%	0.00	58%	1,933.82								
E 01	150	407	000	372	220		422	00	Health Insurance	9,600.00	800.00	5,600.00	58%	0.00	58%	4,000.00								
E 01	150	407	000	372	230		422	00	Life Ins	90.00	7.50	52.50	58%	0.00	58%	37.50								
E 01	150	407	000	372	250		422	00	Tax Shelt Annuities	500.00	43.46	282.49	56%	0.00	56%	217.51								
				372	Third Party/Medicare Assist												71,572.00	5,948.36	41,646.39	58%	0.00	58%	29,925.61	
			740	Spec Ed General																				
E 01	150	407	000	740	140		422	00	Spec Ed Instr - 5th/6th grade	56,017.00	4,668.08	32,676.57	58%	0.00	58%	23,340.43								
E 01	150	407	000	740	161		422	00	Cert Ed Asst - SLD	13,442.00	1,209.60	10,551.16	78%	0.00	78%	2,890.84								
E 01	150	407	000	740	162		422	00	Child Specific Ed Asst Salary	0.00	1,472.82	7,050.46	0%	0.00	0%	(7,050.46)								
E 01	150	407	000	740	210		422	00	FICA/Medicare	4,725.00	499.28	3,225.22	68%	0.00	68%	1,499.78								
E 01	150	407	000	740	214		422	00	PERA	1,008.00	201.18	1,320.12	131%	0.00	131%	(312.12)								
E 01	150	407	000	740	218		422	00	TRA	4,901.00	408.46	2,859.22	58%	0.00	58%	2,041.78								
E 01	150	407	000	740	220		422	00	Health Insurance	9,600.00	1,600.00	10,400.00	108%	0.00	108%	(800.00)								
E 01	150	407	000	740	230		422	00	Life Ins	180.00	15.00	105.00	58%	0.00	58%	75.00								
E 01	150	407	000	740	250		422	00	Tax Shelt Annuities	1,000.00	83.34	583.38	58%	0.00	58%	416.62								
E 01	150	407	000	740	433		422	00	Indiv Instr Supp	0.00	0.00	19.96	0%	0.00	0%	(19.96)								
				740	Spec Ed General													90,873.00	10,157.76	68,791.09	76%	0.00	76%	22,081.91
		000	Districtwide													162,445.00	16,106.12	110,437.48	68%	0.00	68%	52,007.52		
		407	SLD														162,445.00	16,106.12	110,437.48	68%	0.00	68%	52,007.52	

Wadena-Deer Creek Schools #2155

Exp Detail All

Period Ending March 31, 2025

Sequence: Fd, Org, Pro, Crs, Fin, O/S

										2025R1				% YTD		Remaining						
										Annual Budget	Period 202509	Year To Date	% YTD	Encumbrances	+ Enc	Balance						
L	Fd	Org	Pro	Crs	Fin	O/S	Class	Sub	Description													
01	General Fund																					
	150	Elementary School 5-6 Middle																				
		640	Staff Development																			
			000	Districtwide																		
				316	Staff Development																	
E 01	150	640	000	316	366		403	00	Travel	0.00	0.00	45.00	0%	0.00	0%	(45.00)						
				316	Staff Development											0.00	0.00	45.00	0%	0.00	0%	(45.00)
			000	Districtwide												0.00	0.00	45.00	0%	0.00	0%	(45.00)
		640	Staff Development													0.00	0.00	45.00	0%	0.00	0%	(45.00)
	150	Elementary School 5-6 Middle													885,547.00	71,362.83	511,474.27	58%	0.00	58%	374,072.73	
	300	Secondary Services																				
		050	Principal																			
			000	Districtwide																		
				000	Districtwide																	
E 01	300	050	000	000	111		422	00	Principal-Dir Sal	173,570.00	14,249.58	113,818.25	66%	0.00	66%	59,751.75						
E 01	300	050	000	000	210		422	00	FICA/Medicare	12,183.00	973.34	8,242.05	68%	0.00	68%	3,940.95						
E 01	300	050	000	000	218		422	00	TRA	15,181.00	1,246.83	10,295.87	68%	0.00	68%	4,885.13						
E 01	300	050	000	000	220		422	00	Health Insurance	16,800.00	1,400.00	10,972.95	65%	0.00	65%	5,827.05						
E 01	300	050	000	000	230		422	00	Life Ins	360.00	30.00	254.87	71%	0.00	71%	105.13						
E 01	300	050	000	000	250		422	00	Tax Shelt Annuities	5,500.00	458.31	3,704.69	67%	0.00	67%	1,795.31						
E 01	300	050	000	000	251		422	00	HCSP - Health Care State M	225.00	0.00	0.00	0%	0.00	0%	225.00						
E 01	300	050	000	000	366		422	00	Travel	515.00	0.00	53.60	10%	0.00	10%	461.40						
E 01	300	050	000	000	820		422	00	Dues & Memberships	927.00	0.00	890.00	96%	0.00	96%	37.00						
			000	Districtwide												225,261.00	18,358.06	148,232.28	66%	0.00	66%	77,028.72
		000	Districtwide													225,261.00	18,358.06	148,232.28	66%	0.00	66%	77,028.72
	050	Principal													225,261.00	18,358.06	148,232.28	66%	0.00	66%	77,028.72	
	052	Administrative Assistant																				
		000	Districtwide																			
			000	Districtwide																		
E 01	300	052	000	000	170		422	00	Non-Instr Salary	133,236.00	11,368.23	88,698.57	67%	0.00	67%	44,537.43						
E 01	300	052	000	000	210		422	00	FICA/Medicare	9,944.00	845.15	6,698.61	67%	0.00	67%	3,245.39						
E 01	300	052	000	000	214		422	00	PERA	7,301.00	643.81	5,133.33	70%	0.00	70%	2,167.67						
E 01	300	052	000	000	220		422	00	Health Insurance	17,280.00	1,440.00	11,360.00	66%	0.00	66%	5,920.00						
E 01	300	052	000	000	230		422	00	Life Ins	179.00	15.76	125.51	70%	0.00	70%	53.49						

Wadena-Deer Creek Schools #2155

Exp Detail All

Period Ending March 31, 2025

Sequence: Fd, Org, Pro, Crs, Fin, O/S

										2025R1				% YTD		Remaining	
										Annual Budget	Period 202509	Year To Date	% YTD	Encumbrances	+ Enc	Balance	
L	Fd	Org	Pro	Crs	Fin	O/S	Class	Sub	Description								
01	General Fund																
	300	Secondary Services															
		052	Administrative Assistant														
			000	Districtwide													
				000	Districtwide												
E	01	300	052	000	000	250	422	00	Tax Shelt Annuities	3,807.00	374.98	3,033.50	80%	0.00	80%	773.50	
				000	Districtwide						171,747.00	14,687.93	115,049.52	67%	0.00	67%	56,697.48
				000	Districtwide						171,747.00	14,687.93	115,049.52	67%	0.00	67%	56,697.48
				052	Administrative Assistant						171,747.00	14,687.93	115,049.52	67%	0.00	67%	56,697.48
				211	Secondary Education												
					000	Districtwide											
						000	Districtwide										
E	01	300	211	000	000	140	422	00	Instructional Sal	39,279.00	3,238.26	20,707.40	53%	0.00	53%	18,571.60	
E	01	300	211	000	000	141	422	00	Non Licensed Salary	12,468.00	925.71	6,210.90	50%	0.00	50%	6,257.10	
E	01	300	211	000	000	142	422	00	Substitute Salaries	71,794.00	10,952.48	52,118.36	73%	0.00	73%	19,675.64	
E	01	300	211	000	000	185	422	00	Other Salaries - Independent	21,125.00	0.00	10,425.00	49%	0.00	49%	10,700.00	
E	01	300	211	000	000	210	422	00	FICA/Medicare	10,246.00	1,087.70	6,522.17	64%	0.00	64%	3,723.83	
E	01	300	211	000	000	214	422	00	PERA	1,141.00	260.69	889.61	78%	0.00	78%	251.39	
E	01	300	211	000	000	218	422	00	TRA	11,109.00	1,005.48	6,689.48	60%	0.00	60%	4,419.52	
E	01	300	211	000	000	220	422	00	Health Insurance	11,613.00	933.36	6,533.53	56%	0.00	56%	5,079.47	
E	01	300	211	000	000	230	422	00	Life Ins	190.00	15.50	108.41	57%	0.00	57%	81.59	
E	01	300	211	000	000	240	422	00	Ltd Ins	0.00	527.88	4,576.63	0%	0.00	0%	(4,576.63)	
E	01	300	211	000	000	250	422	00	Tax Shelt Annuities	1,350.00	112.50	787.50	58%	0.00	58%	562.50	
E	01	300	211	000	000	280	422	00	UI - HS/MS teacher / para	1,500.00	0.00	1,133.26	76%	0.00	76%	366.74	
E	01	300	211	000	000	305	422	00	Professional Services / Cons	10,300.00	0.00	11,827.97	115%	0.00	115%	(1,527.97)	
E	01	300	211	000	000	311	422	00	Prof-Technical Serv	14,420.00	0.00	0.00	0%	0.00	0%	14,420.00	
E	01	300	211	000	000	366	422	00	Travel	0.00	0.00	350.00	0%	0.00	0%	(350.00)	
E	01	300	211	000	000	369	422	00	Entry Fees	3,090.00	0.00	72.00	2%	0.00	2%	3,018.00	
E	01	300	211	000	000	390	422	00	MN Sch Dist - Regular	5,150.00	0.00	0.00	0%	0.00	0%	5,150.00	
E	01	300	211	000	000	391	422	00	MN Sch Dist - Payments to C	144,200.00	0.00	62,850.64	44%	0.00	44%	81,349.36	
E	01	300	211	000	000	392	422	00	Out of State Sch Dist.	3,090.00	0.00	0.00	0%	0.00	0%	3,090.00	
E	01	300	211	000	000	394	422	00	Concurrent enroll - our staff t	15,450.00	0.00	0.00	0%	0.00	0%	15,450.00	
E	01	300	211	000	000	401	422	00	General Supplies	41,200.00	279.77	35,339.38	86%	0.00	86%	5,860.62	
E	01	300	211	000	000	430	422	00	Instructional Supp	2,060.00	0.00	592.52	29%	0.00	29%	1,467.48	
E	01	300	211	000	000	460	422	00	Textbooks	3,605.00	368.00	1,224.70	34%	0.00	34%	2,380.30	
E	01	300	211	000	000	820	422	00	Dues & Memberships	206.00	0.00	0.00	0%	0.00	0%	206.00	

Wadena-Deer Creek Schools #2155

Exp Detail All

Period Ending March 31, 2025

Sequence: Fd, Org, Pro, Crs, Fin, O/S

										2025R1				% YTD		Remaining	
										Annual Budget	Period 202509	Year To Date	% YTD	Encumbrances	+ Enc	Balance	
L	Fd	Org	Pro	Crs	Fin	O/S	Class	Sub	Description								
01	General Fund																
	300	Secondary Services															
		211	Secondary Education														
			000	Districtwide													
				000	Districtwide												
E	01	300	211	000	000	891	422	00	GASB 68 Pension Cost	44,702.00	0.00	0.00	0%	0.00	0%	44,702.00	
				000	Districtwide						469,288.00	19,707.33	228,959.46	49%	0.00	49%	240,328.54
				159	ARP Homeless CFDA 84.425W												
E	01	300	211	000	159	899	422	00	ARP Homeless CFDA# 84.4:	6,180.00	0.00	0.00	0%	0.00	0%	6,180.00	
				159	ARP Homeless CFDA 84.425W						6,180.00	0.00	0.00	0%	0.00	0%	6,180.00
				320	American Indian Ed Aid												
E	01	300	211	000	320	191	422	00	Early Retirement Inc	12,000.00	0.00	12,000.00	100%	0.00	100%	0.00	
E	01	300	211	000	320	210	422	00	FICA/Medicare	0.00	0.00	918.00	0%	0.00	0%	(918.00)	
				320	American Indian Ed Aid						12,000.00	0.00	12,918.00	108%	0.00	108%	(918.00)
				733	Nonauthorized Transp												
E	01	300	211	000	733	173	422	00	Spec Trips Driver	3,918.00	877.23	2,853.73	73%	0.00	73%	1,064.27	
E	01	300	211	000	733	210	422	00	Spec trips FICA	300.00	67.11	208.34	69%	0.00	69%	91.66	
E	01	300	211	000	733	214	422	00	Spec trips PERA	273.00	38.54	145.21	53%	0.00	53%	127.79	
				733	Nonauthorized Transp						4,491.00	982.88	3,207.28	71%	0.00	71%	1,283.72
				000	Districtwide						491,959.00	20,690.21	245,084.74	50%	0.00	50%	246,874.26
				070	CEO												
					000	Districtwide											
E	01	300	211	070	000	305	422	00	CEO - Professional Services	0.00	0.00	1,219.75	0%	0.00	0%	(1,219.75)	
E	01	300	211	070	000	401	422	00	Graduation Supplies / Expen	5,150.00	2,810.70	2,855.60	55%	0.00	55%	2,294.40	
				000	Districtwide						5,150.00	2,810.70	4,075.35	79%	0.00	79%	1,074.65
				070	CEO						5,150.00	2,810.70	4,075.35	79%	0.00	79%	1,074.65
				211	Secondary Education						497,109.00	23,500.91	249,160.09	50%	0.00	50%	247,948.91
				212	Art												
					000	Districtwide											
						000	Districtwide										
E	01	300	212	000	000	140	422	00	Instructional Sal	78,492.00	6,289.08	46,023.56	59%	0.00	59%	32,468.44	
E	01	300	212	000	000	210	422	00	FICA/Medicare	5,871.00	469.94	3,402.09	58%	0.00	58%	2,468.91	
E	01	300	212	000	000	218	422	00	TRA	6,779.00	550.30	4,027.10	59%	0.00	59%	2,751.90	
E	01	300	212	000	000	220	422	00	Health Insurance	9,600.00	800.00	5,600.00	58%	0.00	58%	4,000.00	
E	01	300	212	000	000	230	422	00	Life Ins	90.00	7.50	52.50	58%	0.00	58%	37.50	
E	01	300	212	000	000	250	422	00	Tax Shelt Annuities	2,500.00	208.34	1,458.38	58%	0.00	58%	1,041.62	

Wadena-Deer Creek Schools #2155

Exp Detail All

Period Ending March 31, 2025

Sequence: Fd, Org, Pro, Crs, Fin, O/S

										2025R1				% YTD		Remaining	
										Annual Budget	Period 202509	Year To Date	% YTD	Encumbrances	+ Enc	Balance	
L	Fd	Org	Pro	Crs	Fin	O/S	Class	Sub	Description								
01	General Fund																
	300	Secondary Services															
		212	Art														
			000	Districtwide													
				000	Districtwide												
E	01	300	212	000	000	820	422	00	Dues, Memberships, Lic, & F	206.00	0.00	160.00	78%	0.00	78%	46.00	
				000	Districtwide						103,538.00	8,325.16	60,723.63	59%	0.00	59%	42,814.37
				000	Districtwide						103,538.00	8,325.16	60,723.63	59%	0.00	59%	42,814.37
				021	supplies												
					000	Districtwide											
E	01	300	212	021	000	401	422	00	Gen Sup - Kop-Pulju Art	0.00	0.00	49.33	0%	0.00	0%	(49.33)	
E	01	300	212	021	000	430	422	00	Instr Sup - Kop-Pulju Art	5,150.00	0.00	6,983.47	136%	1,424.56	163%	(3,258.03)	
				000	Districtwide						5,150.00	0.00	7,032.80	137%	1,424.56	164%	(3,307.36)
				021	supplies												
										5,150.00	0.00	7,032.80	137%	1,424.56	164%	(3,307.36)	
				212	Art						108,688.00	8,325.16	67,756.43	62%	1,424.56	64%	39,507.01
				213	PSEO												
					000	Districtwide											
						000	Districtwide										
E	01	300	213	000	000	394	422	00	PSEO -MSCTC	72,100.00	42,267.55	99,663.24	138%	0.00	138%	(27,563.24)	
				000	Districtwide						72,100.00	42,267.55	99,663.24	138%	0.00	138%	(27,563.24)
				000	Districtwide						72,100.00	42,267.55	99,663.24	138%	0.00	138%	(27,563.24)
				213	PSEO						72,100.00	42,267.55	99,663.24	138%	0.00	138%	(27,563.24)
				214	Paras												
					000	Districtwide											
						000	Districtwide										
E	01	300	214	000	000	141	422	00	Non Licensed Salary	43,965.00	6,064.08	29,992.01	68%	0.00	68%	13,972.99	
E	01	300	214	000	000	210	422	00	FICA/Medicare	3,149.00	440.95	2,147.42	68%	0.00	68%	1,001.58	
E	01	300	214	000	000	214	422	00	PERA	3,297.00	454.80	2,249.28	68%	0.00	68%	1,047.72	
E	01	300	214	000	000	220	422	00	Health Insurance	11,712.00	975.29	6,639.23	57%	0.00	57%	5,072.77	
E	01	300	214	000	000	230	422	00	Life Ins	138.00	12.25	84.61	61%	0.00	61%	53.39	
E	01	300	214	000	000	250	422	00	Tax Shelt Annuities	600.00	54.99	374.97	62%	0.00	62%	225.03	
				000	Districtwide						62,861.00	8,002.36	41,487.52	66%	0.00	66%	21,373.48
				000	Districtwide						62,861.00	8,002.36	41,487.52	66%	0.00	66%	21,373.48
				214	Paras						62,861.00	8,002.36	41,487.52	66%	0.00	66%	21,373.48

Wadena-Deer Creek Schools #2155

Exp Detail All

Period Ending March 31, 2025

Sequence: Fd, Org, Pro, Crs, Fin, O/S

									2025R1				% YTD		Remaining				
L	Fd	Org	Pro	Crs	Fin	O/S	Class	Sub	Description	Annual Budget	Period 202509	Year To Date	% YTD	Encumbrances	+ Enc	Balance			
01	General Fund																		
	300	Secondary Services																	
		218	Gifted & Talented																
			000	Districtwide															
				388	Gifted & Talented														
E 01	300	218	000	388	369		438	00	Entry Fees	1,236.00	83.00	783.00	63%	0.00	63%	453.00			
				388	Gifted & Talented								1,236.00	83.00	783.00	63%	0.00	63%	453.00
			000	Districtwide								1,236.00	83.00	783.00	63%	0.00	63%	453.00	
		218	Gifted & Talented								1,236.00	83.00	783.00	63%	0.00	63%	453.00		
		220	English																
			000	Districtwide															
				000	Districtwide														
E 01	300	220	000	000	140		422	00	Instructional Sal	212,158.00	17,352.18	124,465.26	59%	0.00	59%	87,692.74			
E 01	300	220	000	000	210		422	00	FICA/Medicare	16,038.00	1,298.34	9,314.87	58%	0.00	58%	6,723.13			
E 01	300	220	000	000	218		422	00	TRA	18,482.00	1,518.34	10,890.86	59%	0.00	59%	7,591.14			
E 01	300	220	000	000	220		422	00	Health Insurance	28,800.00	2,400.00	16,800.00	58%	0.00	58%	12,000.00			
E 01	300	220	000	000	230		422	00	Life Ins	270.00	22.50	157.50	58%	0.00	58%	112.50			
E 01	300	220	000	000	250		422	00	Tax Shelt Annuities	4,500.00	291.66	3,041.62	68%	0.00	68%	1,458.38			
E 01	300	220	000	000	460		422	00	Textbooks/curriculum license	3,605.00	0.00	0.00	0%	0.00	0%	3,605.00			
			000	Districtwide								283,853.00	22,883.02	164,670.11	58%	0.00	58%	119,182.89	
		000	Districtwide								283,853.00	22,883.02	164,670.11	58%	0.00	58%	119,182.89		
		021	supplies																
			000	Districtwide															
E 01	300	220	021	000	401		422	00	Gen Sup - Brunsberg Eng	0.00	19.17	33.16	0%	0.00	0%	(33.16)			
E 01	300	220	021	000	430		422	00	Instr Sup - Brunsberg Eng	0.00	0.00	13.46	0%	0.00	0%	(13.46)			
			000	Districtwide								0.00	19.17	46.62	0%	0.00	0%	(46.62)	
		021	supplies								0.00	19.17	46.62	0%	0.00	0%	(46.62)		
		022	supplies																
			000	Districtwide															
E 01	300	220	022	000	401		422	00	Gen Sup - Hawkins Eng	206.00	0.00	27.87	14%	0.00	14%	178.13			
E 01	300	220	022	000	430		422	00	Instr Sup - Hawkins Eng	206.00	0.00	16.42	8%	501.10	251%	(311.52)			
			000	Districtwide								412.00	0.00	44.29	11%	501.10	132%	(133.39)	
		022	supplies								412.00	0.00	44.29	11%	501.10	132%	(133.39)		
		023	supplies																
			000	Districtwide															
E 01	300	220	023	000	401		422	00	Gen Sup - Coyle Eng	206.00	0.00	64.97	32%	0.00	32%	141.03			

Wadena-Deer Creek Schools #2155

Exp Detail All

Period Ending March 31, 2025

Sequence: Fd, Org, Pro, Crs, Fin, O/S

										2025R1				% YTD		Remaining				
L	Fd	Org	Pro	Crs	Fin	O/S	Class	Sub	Description	Annual Budget	Period 202509	Year To Date	% YTD	Encumbrances	+ Enc	Balance				
01	General Fund																			
	300	Secondary Services																		
		220	English																	
			023	supplies																
				000	Districtwide															
E 01	300	220	023	000	430		422	00	Instr Sup - Coyle Eng	206.00	0.00	239.00	116%	0.00	116%	(33.00)				
				000	Districtwide									412.00	0.00	303.97	74%	0.00	74%	108.03
				023	supplies									412.00	0.00	303.97	74%	0.00	74%	108.03
				220	English									284,677.00	22,902.19	165,064.99	58%	501.10	58%	119,110.91
				230	Foreign Language															
				000	Districtwide															
				000	Districtwide															
E 01	300	230	000	000	140		422	00	Instructional Sal	77,799.00	6,289.08	46,023.56	59%	0.00	59%	31,775.44				
E 01	300	230	000	000	210		422	00	FICA/Medicare	5,818.00	469.95	3,441.48	59%	0.00	59%	2,376.52				
E 01	300	230	000	000	218		422	00	TRA	6,779.00	550.29	4,027.08	59%	0.00	59%	2,751.92				
E 01	300	230	000	000	220		422	00	Health Insurance	9,600.00	800.00	5,600.00	58%	0.00	58%	4,000.00				
E 01	300	230	000	000	230		422	00	Life Ins	90.00	7.50	52.50	58%	0.00	58%	37.50				
E 01	300	230	000	000	250		422	00	Tax Shelt Annuities	2,500.00	208.34	1,458.38	58%	0.00	58%	1,041.62				
				000	Districtwide									102,586.00	8,325.16	60,603.00	59%	0.00	59%	41,983.00
				000	Districtwide									102,586.00	8,325.16	60,603.00	59%	0.00	59%	41,983.00
				021	supplies															
				000	Districtwide															
E 01	300	230	021	000	430		422	00	Instr Sup - Thelen Spanish	258.00	0.00	236.11	92%	0.00	92%	21.89				
				000	Districtwide									258.00	0.00	236.11	92%	0.00	92%	21.89
				021	supplies									258.00	0.00	236.11	92%	0.00	92%	21.89
				230	Foreign Language									102,844.00	8,325.16	60,839.11	59%	0.00	59%	42,004.89
				240	Physical Education															
				000	Districtwide															
				000	Districtwide															
E 01	300	240	000	000	140		422	00	Instructional Sal	164,702.00	13,638.38	104,812.37	64%	0.00	64%	59,889.63				
E 01	300	240	000	000	174		422	00	Dape Instructors	1,619.00	0.00	2,518.40	156%	0.00	156%	(899.40)				
E 01	300	240	000	000	210		422	00	FICA/Medicare	11,128.00	896.00	7,532.05	68%	0.00	68%	3,595.95				
E 01	300	240	000	000	218		422	00	TRA	14,495.00	1,193.38	8,598.23	59%	0.00	59%	5,896.77				
E 01	300	240	000	000	220		422	00	Health Insurance	19,862.00	1,710.34	11,514.97	58%	0.00	58%	8,347.03				
E 01	300	240	000	000	230		422	00	Life Ins	237.00	19.80	139.98	59%	0.00	59%	97.02				
E 01	300	240	000	000	250		422	00	Tax Shelt Annuities	4,241.00	353.44	2,503.94	59%	0.00	59%	1,737.06				

Wadena-Deer Creek Schools #2155

Exp Detail All

Period Ending March 31, 2025

Sequence: Fd, Org, Pro, Crs, Fin, O/S

										2025R1				% YTD	Remaining						
L	Fd	Org	Pro	Crs	Fin	O/S	Class	Sub	Description	Annual Budget	Period 202509	Year To Date	% YTD	Encumbrances	+ Enc	Balance					
01	General Fund																				
	300	Secondary Services																			
		240	Physical Education																		
			000	Districtwide																	
				000	Districtwide																
E	01	300	240	000	000	401	422	00	General Supplies & Expense	5,150.00	0.00	761.72	15%	0.00	15%	4,388.28					
E	01	300	240	000	000	430	422	00	Instructional Supp	103.00	0.00	0.00	0%	0.00	0%	103.00					
E	01	300	240	000	000	433	422	00	Indiv Instr Supp	103.00	0.00	0.00	0%	0.00	0%	103.00					
E	01	300	240	000	000	530	422	00	Equipment	0.00	0.00	199.99	0%	0.00	0%	(199.99)					
			000	Districtwide						221,640.00	17,811.34	138,581.65	63%	0.00	63%	83,058.35					
			000	Districtwide						221,640.00	17,811.34	138,581.65	63%	0.00	63%	83,058.35					
			023	supplies																	
				000	Districtwide																
E	01	300	240	023	000	430	422	00	Instr Sup - Schulz PE	0.00	0.00	92.17	0%	0.00	0%	(92.17)					
			000	Districtwide						0.00	0.00	92.17	0%	0.00	0%	(92.17)					
			023	supplies						0.00	0.00	92.17	0%	0.00	0%	(92.17)					
			024	supplies																	
				000	Districtwide																
E	01	300	240	024	000	401	422	00	Gen Sup - H.Caron PE	0.00	0.00	13.58	0%	0.00	0%	(13.58)					
E	01	300	240	024	000	430	422	00	Instr Sup - H.Caron PE	258.00	0.00	268.63	104%	0.00	104%	(10.63)					
			000	Districtwide						258.00	0.00	282.21	109%	0.00	109%	(24.21)					
			024	supplies						258.00	0.00	282.21	109%	0.00	109%	(24.21)					
			240	Physical Education						221,898.00	17,811.34	138,956.03	63%	0.00	63%	82,941.97					
			255	Metals Shop & Agriculture																	
				000	Districtwide																
					000	Districtwide															
E	01	300	255	000	000	335	422	00	Short-Term Lease/Rentals	7,210.00	1,240.02	10,757.16	149%	0.00	149%	(3,547.16)					
E	01	300	255	000	000	404	422	00	Oxygen & Acetylene	3,090.00	139.39	2,413.60	78%	0.00	78%	676.40					
E	01	300	255	000	000	430	422	00	Instructional Supp	0.00	0.00	192.91	0%	0.00	0%	(192.91)					
			000	Districtwide						10,300.00	1,379.41	13,363.67	130%	0.00	130%	(3,063.67)					
			000	Districtwide						10,300.00	1,379.41	13,363.67	130%	0.00	130%	(3,063.67)					

Wadena-Deer Creek Schools #2155

Exp Detail All

Period Ending March 31, 2025

Sequence: Fd, Org, Pro, Crs, Fin, O/S

									2025R1				% YTD		Remaining				
L	Fd	Org	Pro	Crs	Fin	O/S	Class	Sub	Description	Annual Budget	Period 202509	Year To Date	% YTD	Encumbrances	+ Enc	Balance			
01	General Fund																		
	300	Secondary Services																	
		255	Metals Shop & Agriculture																
			022	supplies															
				000	Districtwide														
E 01	300	255	022	000	430		422	00	Instr Sup - Shrode Engines	3,090.00	0.00	0.00	0%	0.00	0%	3,090.00			
				000	Districtwide								3,090.00	0.00	0.00	0%	0.00	0%	3,090.00
				022	supplies								3,090.00	0.00	0.00	0%	0.00	0%	3,090.00
				255	Metals Shop & Agriculture								13,390.00	1,379.41	13,363.67	100%	0.00	100%	26.33
		256	Mathematics																
			000	Districtwide															
				000	Districtwide														
E 01	300	256	000	000	140		422	00	Instructional Sal	208,659.00	17,162.60	122,138.20	59%	0.00	59%	86,520.80			
E 01	300	256	000	000	210		422	00	FICA/Medicare	15,619.00	1,275.17	9,100.50	58%	0.00	58%	6,518.50			
E 01	300	256	000	000	218		422	00	TRA	18,223.00	1,501.72	10,687.05	59%	0.00	59%	7,535.95			
E 01	300	256	000	000	220		422	00	Health Insurance	28,800.00	2,400.00	16,800.00	58%	0.00	58%	12,000.00			
E 01	300	256	000	000	230		422	00	Life Ins	270.00	22.50	157.50	58%	0.00	58%	112.50			
E 01	300	256	000	000	250		422	00	Tax Shelt Annuities	5,000.00	416.66	2,916.62	58%	0.00	58%	2,083.38			
				000	Districtwide								276,571.00	22,778.65	161,799.87	59%	0.00	59%	114,771.13
				000	Districtwide								276,571.00	22,778.65	161,799.87	59%	0.00	59%	114,771.13
			022	supplies															
				000	Districtwide														
E 01	300	256	022	000	401		422	00	Gen Sup - Golberg Math	103.00	0.00	65.22	63%	0.00	63%	37.78			
E 01	300	256	022	000	430		422	00	Instr Sup - Golberg Math	412.00	0.00	638.51	155%	0.00	155%	(226.51)			
				000	Districtwide								515.00	0.00	703.73	137%	0.00	137%	(188.73)
				022	supplies								515.00	0.00	703.73	137%	0.00	137%	(188.73)
				256	Mathematics								277,086.00	22,778.65	162,503.60	59%	0.00	59%	114,582.40
		258	Music																
			000	Districtwide															
				000	Districtwide														
E 01	300	258	000	000	305		422	00	Professional Services	1,030.00	270.00	590.00	57%	0.00	57%	440.00			
				000	Districtwide								1,030.00	270.00	590.00	57%	0.00	57%	440.00
			302	Operating Capital															
E 01	300	258	000	302	530		424	00	Band Equipment	2,266.00	0.00	3,805.81	168%	0.00	168%	(1,539.81)			
				302	Operating Capital								2,266.00	0.00	3,805.81	168%	0.00	168%	(1,539.81)
				000	Districtwide								3,296.00	270.00	4,395.81	133%	0.00	133%	(1,099.81)

Wadena-Deer Creek Schools #2155

Exp Detail All

Period Ending March 31, 2025

Sequence: Fd, Org, Pro, Crs, Fin, O/S

										2025R1				% YTD		Remaining			
L	Fd	Org	Pro	Crs	Fin	O/S	Class	Sub	Description	Annual Budget	Period 202509	Year To Date	% YTD	Encumbrances	+ Enc	Balance			
01	General Fund																		
	300	Secondary Services																	
		258	Music																
			200	Vocal Music															
				000	Districtwide														
E 01	300	258	200	000	140		422	00	Instr Salary Choir	77,469.00	6,289.08	46,023.56	59%	0.00	59%	31,445.44			
E 01	300	258	200	000	210		422	00	FICA/Medicare	5,657.00	452.58	3,345.99	59%	0.00	59%	2,311.01			
E 01	300	258	200	000	218		422	00	TRA	6,779.00	550.30	4,027.09	59%	0.00	59%	2,751.91			
E 01	300	258	200	000	220		422	00	Health Insurance	9,600.00	800.00	5,600.00	58%	0.00	58%	4,000.00			
E 01	300	258	200	000	230		422	00	Life Ins	90.00	7.50	52.50	58%	0.00	58%	37.50			
E 01	300	258	200	000	250		422	00	Tax Shelt Annuities	2,500.00	208.34	1,458.38	58%	0.00	58%	1,041.62			
E 01	300	258	200	000	311		422	00	Prof-Technical Serv	824.00	0.00	640.00	78%	0.00	78%	184.00			
E 01	300	258	200	000	366		422	00	Travel	0.00	0.00	40.00	0%	0.00	0%	(40.00)			
E 01	300	258	200	000	430		422	00	Instructional Supp	6,695.00	0.00	2,608.44	39%	0.00	39%	4,086.56			
E 01	300	258	200	000	433		422	00	Indiv Instr Supp	0.00	0.00	2.30	0%	0.00	0%	(2.30)			
				000	Districtwide						109,614.00	8,307.80	63,798.26	58%	0.00	58%	45,815.74		
			200	Vocal Music						109,614.00	8,307.80	63,798.26	58%	0.00	58%	45,815.74			
			201	Instrumental Music															
				000	Districtwide														
E 01	300	258	201	000	140		422	00	Instructional Sal	78,504.00	6,372.42	46,606.94	59%	0.00	59%	31,897.06			
E 01	300	258	201	000	185		422	00	Other Salaries - Band - sum/	2,790.00	232.50	1,627.50	58%	0.00	58%	1,162.50			
E 01	300	258	201	000	210		422	00	FICA/Medicare	6,063.00	487.11	3,589.23	59%	0.00	59%	2,473.77			
E 01	300	258	201	000	218		422	00	TRA	7,110.00	577.94	4,220.58	59%	0.00	59%	2,889.42			
E 01	300	258	201	000	220		422	00	Health Insurance	9,600.00	800.00	5,600.00	58%	0.00	58%	4,000.00			
E 01	300	258	201	000	230		422	00	Life Ins	90.00	7.50	52.50	58%	0.00	58%	37.50			
E 01	300	258	201	000	250		422	00	Tax Shelt Annuities	2,500.00	208.34	1,458.38	58%	0.00	58%	1,041.62			
E 01	300	258	201	000	314		422	00	Contr-Equip Rep	7,210.00	0.00	6,634.84	92%	0.00	92%	575.16			
E 01	300	258	201	000	401		422	00	General Supplies & Expense	1,030.00	0.00	98.99	10%	72.61	17%	858.40			
E 01	300	258	201	000	430		422	00	Instructional Supp	3,605.00	52.98	1,370.78	38%	0.00	38%	2,234.22			
E 01	300	258	201	000	530		422	00	Equipment	0.00	232.00	232.00	0%	0.00	0%	(232.00)			
				000	Districtwide						118,502.00	8,970.79	71,491.74	60%	72.61	60%	46,937.65		
			302	Operating Capital															
E 01	300	258	201	302	530		424	00	Equipment	3,605.00	0.00	0.00	0%	0.00	0%	3,605.00			
			302	Operating Capital						3,605.00	0.00	0.00	0%	0.00	0%	3,605.00			
			201	Instrumental Music						122,107.00	8,970.79	71,491.74	59%	72.61	59%	50,542.65			
			258	Music						235,017.00	17,548.59	139,685.81	59%	72.61	59%	95,258.58			

Wadena-Deer Creek Schools #2155

Exp Detail All

Period Ending March 31, 2025

Sequence: Fd, Org, Pro, Crs, Fin, O/S

										2025R1				% YTD		Remaining					
										Annual Budget	Period 202509	Year To Date	% YTD	Encumbrances	+ Enc	Balance					
L	Fd	Org	Pro	Crs	Fin	O/S	Class	Sub	Description												
01	General Fund																				
	300	Secondary Services																			
		260	Science																		
			000	Districtwide																	
				000	Districtwide																
E	01	300	260	000	000	140	422	00	Instructional Sal	232,243.00	15,754.66	129,053.42	56%	0.00	56%	103,189.58					
E	01	300	260	000	000	210	422	00	FICA/Medicare	16,301.00	1,026.87	8,927.79	55%	0.00	55%	7,373.21					
E	01	300	260	000	000	218	422	00	TRA	20,239.00	1,378.54	11,292.28	56%	0.00	56%	8,946.72					
E	01	300	260	000	000	220	422	00	Health Insurance	28,800.00	2,400.00	16,800.00	58%	0.00	58%	12,000.00					
E	01	300	260	000	000	230	422	00	Life Ins	270.00	22.50	157.50	58%	0.00	58%	112.50					
E	01	300	260	000	000	250	422	00	Tax Shelt Annuities	6,000.00	500.00	3,500.00	58%	0.00	58%	2,500.00					
				000	Districtwide						303,853.00	21,082.57	169,730.99	56%	0.00	56%	134,122.01				
				000	Districtwide						303,853.00	21,082.57	169,730.99	56%	0.00	56%	134,122.01				
				021	supplies																
					000	Districtwide															
E	01	300	260	021	000	401	422	00	Gen Sup - Wollum Sci	515.00	0.00	0.00	0%	0.00	0%	515.00					
E	01	300	260	021	000	430	422	00	Instr Sup - Wollum Sci	1,545.00	0.00	1,054.90	68%	149.99	78%	340.11					
E	01	300	260	021	000	530	422	00	Equipment	0.00	0.00	4,134.20	0%	0.00	0%	(4,134.20)					
				000	Districtwide						2,060.00	0.00	5,189.10	252%	149.99	259%	(3,279.09)				
				021	supplies						2,060.00	0.00	5,189.10	252%	149.99	259%	(3,279.09)				
				022	supplies																
					000	Districtwide															
E	01	300	260	022	000	401	422	00	Gen Sup - Holst Sci	103.00	0.00	0.00	0%	0.00	0%	103.00					
E	01	300	260	022	000	430	422	00	Instr Sup - Holst Sci	1,030.00	0.00	1,766.69	172%	0.00	172%	(736.69)					
				000	Districtwide						1,133.00	0.00	1,766.69	156%	0.00	156%	(633.69)				
				022	supplies						1,133.00	0.00	1,766.69	156%	0.00	156%	(633.69)				
				023	supplies																
					000	Districtwide															
E	01	300	260	023	000	401	422	00	Gen Sup - Shrode Sci	1,030.00	0.00	535.89	52%	107.89	63%	386.22					
E	01	300	260	023	000	430	422	00	Instr Sup - Schrode Sci	3,090.00	439.40	3,066.05	99%	317.95	110%	(294.00)					
				000	Districtwide						4,120.00	439.40	3,601.94	87%	425.84	98%	92.22				
				023	supplies						4,120.00	439.40	3,601.94	87%	425.84	98%	92.22				
				121	Greenhouse																
					000	Districtwide															
E	01	300	260	121	000	320	422	00	Communications Serv	206.00	0.00	0.00	0%	0.00	0%	206.00					
E	01	300	260	121	000	401	422	00	Greenhouse Supplies	1,545.00	0.00	0.00	0%	0.00	0%	1,545.00					

Wadena-Deer Creek Schools #2155

Exp Detail All

Period Ending March 31, 2025

Sequence: Fd, Org, Pro, Crs, Fin, O/S

										2025R1				% YTD	Remaining					
L	Fd	Org	Pro	Crs	Fin	O/S	Class	Sub	Description	Annual Budget	Period 202509	Year To Date	% YTD	Encumbrances	+ Enc	Balance				
01	General Fund																			
	300	Secondary Services																		
		260	Science																	
			121	Greenhouse																
				000	Districtwide															
E 01	300	260	121	000	440		422	00	Greenhouse Natural Gas	2,060.00	236.92	1,378.31	67%	0.00	67%	681.69				
				000	Districtwide									3,811.00	236.92	1,378.31	36%	0.00	36%	2,432.69
			121	Greenhouse									3,811.00	236.92	1,378.31	36%	0.00	36%	2,432.69	
		260	Science									314,977.00	21,758.89	181,667.03	58%	575.83	58%	132,734.14		
			270	Social Studies																
				000	Districtwide															
				000	Districtwide															
E 01	300	270	000	000	140		422	00	Instructional Sal	217,615.00	17,794.02	127,558.14	59%	0.00	59%	90,056.86				
E 01	300	270	000	000	210		422	00	FICA/Medicare	16,366.00	1,329.78	9,302.03	57%	0.00	57%	7,063.97				
E 01	300	270	000	000	218		422	00	TRA	18,946.00	1,557.00	11,161.50	59%	0.00	59%	7,784.50				
E 01	300	270	000	000	220		422	00	Health Insurance	19,200.00	1,600.00	11,200.00	58%	0.00	58%	8,000.00				
E 01	300	270	000	000	230		422	00	Life Ins	270.00	22.50	157.50	58%	0.00	58%	112.50				
E 01	300	270	000	000	250		422	00	Tax Shelt Annuities	5,000.00	416.66	2,916.62	58%	0.00	58%	2,083.38				
				000	Districtwide									277,397.00	22,719.96	162,295.79	59%	0.00	59%	115,101.21
				000	Districtwide									277,397.00	22,719.96	162,295.79	59%	0.00	59%	115,101.21
			021	supplies																
				000	Districtwide															
E 01	300	270	021	000	430		422	00	Instr Sup - Grendahl SS	3,090.00	0.00	2,757.89	89%	0.00	89%	332.11				
				000	Districtwide									3,090.00	0.00	2,757.89	89%	0.00	89%	332.11
			021	supplies									3,090.00	0.00	2,757.89	89%	0.00	89%	332.11	
		270	Social Studies									280,487.00	22,719.96	165,053.68	59%	0.00	59%	115,433.32		
			271	Remedial Learning & LA - EL																
				000	Districtwide															
				317	Compensatory															
E 01	300	271	000	317	140		441	00	Instructional Sal	15,235.00	924.08	7,673.79	50%	0.00	50%	7,561.21				
E 01	300	271	000	317	210		441	00	FICA/Medicare	1,165.00	70.70	587.01	50%	0.00	50%	577.99				
E 01	300	271	000	317	218		441	00	TRA	1,333.00	80.86	671.43	50%	0.00	50%	661.57				
				317	Compensatory									17,733.00	1,075.64	8,932.23	50%	0.00	50%	8,800.77
				000	Districtwide									17,733.00	1,075.64	8,932.23	50%	0.00	50%	8,800.77
		271	Remedial Learning & LA - EL									17,733.00	1,075.64	8,932.23	50%	0.00	50%	8,800.77		

Wadena-Deer Creek Schools #2155

Exp Detail All

Period Ending March 31, 2025

Sequence: Fd, Org, Pro, Crs, Fin, O/S

										2025R1				% YTD		Remaining	
L	Fd	Org	Pro	Crs	Fin	O/S	Class	Sub	Description	Annual Budget	Period 202509	Year To Date	% YTD	Encumbrances	+ Enc	Balance	
01	General Fund																
	300 Secondary Services																
	290 Post Season Activities																
	000 Districtwide																
	000 Districtwide																
E 01	300	290	000	000	305	422	00		Professional Services	4,120.00	0.00	473.70	11%	0.00	11%	3,646.30	
E 01	300	290	000	000	366	422	00		Travel - Playoffs - all sports	0.00	5,595.74	8,238.09	0%	0.00	0%	(8,238.09)	
E 01	300	290	000	000	369	422	00		Entry Fees	16,480.00	3,635.80	9,080.00	55%	0.00	55%	7,400.00	
E 01	300	290	000	000	401	422	00		General Supplies & Expense	0.00	0.00	672.49	0%	0.00	0%	(672.49)	
	000 Districtwide									20,600.00	9,231.54	18,464.28	90%	0.00	90%	2,135.72	
	000 Districtwide									20,600.00	9,231.54	18,464.28	90%	0.00	90%	2,135.72	
	290 Post Season Activities									20,600.00	9,231.54	18,464.28	90%	0.00	90%	2,135.72	
	291 Co-Curricular Activities																
	114 Yearbook																
	000 Districtwide																
E 01	300	291	114	000	185	422	00		Yearbook Advisor	2,790.00	232.50	1,627.50	58%	0.00	58%	1,162.50	
E 01	300	291	114	000	210	422	00		FICA/Medicare	213.00	17.80	123.32	58%	0.00	58%	89.68	
E 01	300	291	114	000	218	422	00		TRA	244.00	20.34	142.38	58%	0.00	58%	101.62	
	000 Districtwide									3,247.00	270.64	1,893.20	58%	0.00	58%	1,353.80	
	114 Yearbook									3,247.00	270.64	1,893.20	58%	0.00	58%	1,353.80	
	291 Co-Curricular Activities									3,247.00	270.64	1,893.20	58%	0.00	58%	1,353.80	
	292 Boys/Girls Athletic																
	000 Districtwide																
	000 Districtwide																
E 01	300	292	000	000	305	422	00		Professional Services	13,390.00	1,595.75	11,411.96	85%	0.00	85%	1,978.04	
E 01	300	292	000	000	320	422	00		Communications Serv	7,210.00	0.00	0.00	0%	0.00	0%	7,210.00	
E 01	300	292	000	000	335	422	00		Short-Term Lease/Rentals	8,755.00	0.00	0.00	0%	0.00	0%	8,755.00	
E 01	300	292	000	000	401	422	00		General Supplies & Expense	7,725.00	0.00	2,953.99	38%	186.00	41%	4,585.01	
E 01	300	292	000	000	405	422	00		Software - non capital	13,390.00	0.00	12,647.50	94%	0.00	94%	742.50	
E 01	300	292	000	000	530	422	00		Equipment	184,000.00	70,220.64	120,378.24	65%	0.00	65%	63,621.76	
E 01	300	292	000	000	820	422	00		Dues, Memberships, Lic, & F	0.00	0.00	(2,574.50)	0%	0.00	0%	2,574.50	
E 01	300	292	000	000	899	422	00		Miscellaneous Exp	0.00	0.00	250.00	0%	0.00	0%	(250.00)	
	000 Districtwide									234,470.00	71,816.39	145,067.19	62%	186.00	62%	89,216.81	

Wadena-Deer Creek Schools #2155

Exp Detail All

Period Ending March 31, 2025

Sequence: Fd, Org, Pro, Crs, Fin, O/S

									2025R1				% YTD		Remaining		
L	Fd	Org	Pro	Crs	Fin	O/S	Class	Sub	Description	Annual Budget	Period 202509	Year To Date	% YTD	Encumbrances	+ Enc	Balance	
01	General Fund																
	300 Secondary Services																
	292 Boys/Girls Athletic																
	000 Districtwide																
	302 Operating Capital																
E 01	300	292	000	302	530	424	00		Equipment	19,338.00	0.00	0.00	0%	0.00	0%	19,338.00	
	302 Operating Capital									19,338.00	0.00	0.00	0%	0.00	0%	19,338.00	
	000 Districtwide									253,808.00	71,816.39	145,067.19	57%	186.00	57%	108,554.81	
	050 Activities Director																
	000 Districtwide																
E 01	300	292	050	000	180	422	00		Other Salaries - AD	8,370.00	697.50	4,882.50	58%	0.00	58%	3,487.50	
E 01	300	292	050	000	187	422	00		extended contract pay - AD /	8,385.00	698.78	4,891.46	58%	0.00	58%	3,493.54	
E 01	300	292	050	000	210	422	00		FICA/Medicare	1,282.00	106.82	667.18	52%	0.00	52%	614.82	
E 01	300	292	050	000	218	422	00		TRA	1,466.00	122.18	855.26	58%	0.00	58%	610.74	
E 01	300	292	050	000	366	422	00		Travel	927.00	0.00	431.60	47%	0.00	47%	495.40	
E 01	300	292	050	000	401	422	00		General Supplies	515.00	0.00	0.00	0%	0.00	0%	515.00	
	000 Districtwide									20,945.00	1,625.28	11,728.00	56%	0.00	56%	9,217.00	
	050 Activities Director									20,945.00	1,625.28	11,728.00	56%	0.00	56%	9,217.00	
	054 Track																
	000 Districtwide																
E 01	300	292	054	000	305	422	00		Professional Services	309.00	0.00	0.00	0%	0.00	0%	309.00	
E 01	300	292	054	000	369	422	00		Entry Fees- TRACK	2,266.00	0.00	215.00	9%	0.00	9%	2,051.00	
E 01	300	292	054	000	401	422	00		General Supplies & Expense	2,575.00	43.50	64.43	3%	55.76	5%	2,454.81	
E 01	300	292	054	000	820	422	00		Dues, Memberships, Lic, & F	453.00	0.00	620.00	137%	0.00	137%	(167.00)	
	000 Districtwide									5,603.00	43.50	899.43	16%	55.76	17%	4,647.81	
	054 Track									5,603.00	43.50	899.43	16%	55.76	17%	4,647.81	
	059 Cross Country																
	000 Districtwide																
E 01	300	292	059	000	180	422	00		Other Salaries - Cross Counl	6,140.00	0.00	6,933.50	113%	0.00	113%	(793.50)	
E 01	300	292	059	000	210	422	00		FICA/Medicare	470.00	0.00	526.06	112%	0.00	112%	(56.06)	
E 01	300	292	059	000	218	422	00		TRA	293.00	0.00	355.99	121%	0.00	121%	(62.99)	
E 01	300	292	059	000	305	422	00		Professional Services	1,854.00	0.00	125.00	7%	0.00	7%	1,729.00	
E 01	300	292	059	000	366	422	00		Travel	52.00	0.00	0.00	0%	0.00	0%	52.00	
E 01	300	292	059	000	369	422	00		Entry Fees	3,193.00	0.00	2,360.00	74%	0.00	74%	833.00	
E 01	300	292	059	000	401	422	00		General Supplies	2,575.00	43.50	2,536.65	99%	0.00	99%	38.35	

Wadena-Deer Creek Schools #2155

Exp Detail All

Period Ending March 31, 2025

Sequence: Fd, Org, Pro, Crs, Fin, O/S

										2025R1				% YTD		Remaining							
L	Fd	Org	Pro	Crs	Fin	O/S	Class	Sub	Description	Annual Budget	Period 202509	Year To Date	% YTD	Encumbrances	+ Enc	Balance							
01	General Fund																						
	300		Secondary Services																				
	292		Boys/Girls Athletic																				
	059		Cross Country																				
	000		Districtwide																				
E 01	300	292	059	000	820		422	00	Dues, Memberships, Lic, & F	433.00	0.00	520.00	120%	0.00	120%	(87.00)							
		000	Districtwide														15,010.00	43.50	13,357.20	89%	0.00	89%	1,652.80
	733		Nonauthorized Transp																				
E 01	300	292	059	733	173		422	00	Spec Trips - Cross Country	3,903.00	0.00	3,358.05	86%	0.00	86%	544.95							
E 01	300	292	059	733	210		422	00	Spec trips FICA	299.00	0.00	256.00	86%	0.00	86%	43.00							
E 01	300	292	059	733	214		422	00	Spec trips PERA	293.00	0.00	251.87	86%	0.00	86%	41.13							
		733	Nonauthorized Transp														4,495.00	0.00	3,865.92	86%	0.00	86%	629.08
		059	Cross Country														19,505.00	43.50	17,223.12	88%	0.00	88%	2,281.88
	062		Special Olympics																				
	000		Districtwide																				
E 01	300	292	062	000	401		422	00	Gen Supplies - Spec Olympi	206.00	0.00	0.00	0%	0.00	0%	206.00							
		000	Districtwide														206.00	0.00	0.00	0%	0.00	0%	206.00
		062	Special Olympics														206.00	0.00	0.00	0%	0.00	0%	206.00
	064		Weightlifting																				
	000		Districtwide																				
E 01	300	292	064	000	180		422	00	Other Salaries - Weightlifting	2,790.00	310.00	2,170.00	78%	0.00	78%	620.00							
E 01	300	292	064	000	210		422	00	FICA/Medicare	213.00	23.72	162.44	76%	0.00	76%	50.56							
E 01	300	292	064	000	218		422	00	TRA	244.00	27.12	189.84	78%	0.00	78%	54.16							
E 01	300	292	064	000	401		422	00	General Supplies	515.00	0.00	0.00	0%	0.00	0%	515.00							
		000	Districtwide														3,762.00	360.84	2,522.28	67%	0.00	67%	1,239.72
		064	Weightlifting														3,762.00	360.84	2,522.28	67%	0.00	67%	1,239.72
	067		Trap League																				
	000		Districtwide																				
E 01	300	292	067	000	180		422	00	Other Salaries - Trap League	6,500.00	0.00	0.00	0%	0.00	0%	6,500.00							
E 01	300	292	067	000	210		422	00	FICA/Medicare	497.00	0.00	0.00	0%	0.00	0%	497.00							
E 01	300	292	067	000	218		422	00	TRA	284.00	0.00	0.00	0%	0.00	0%	284.00							
		000	Districtwide														7,281.00	0.00	0.00	0%	0.00	0%	7,281.00
	733		Nonauthorized Transp																				
E 01	300	292	067	733	173		422	00	Spec Trips - Trap Team	638.00	0.00	0.00	0%	0.00	0%	638.00							
E 01	300	292	067	733	210		422	00	Trap Team Trips FICA	49.00	0.00	0.00	0%	0.00	0%	49.00							

Wadena-Deer Creek Schools #2155

Exp Detail All

Period Ending March 31, 2025

Sequence: Fd, Org, Pro, Crs, Fin, O/S

								2025R1				% YTD		Remaining		
L	Fd	Org	Pro	Crs	Fin	O/S	Class Sub	Description	Annual Budget	Period 202509	Year To Date	% YTD	Encumbrances	+ Enc	Balance	
01	General Fund															
	300	Secondary Services														
		292	Boys/Girls Athletic													
			067	Trap League												
				733	Nonauthorized Transp											
E 01	300	292	067	733	214	422	00	Trap Team Trips PERA	43.00	0.00	0.00	0%	0.00	0%	43.00	
				733	Nonauthorized Transp					730.00	0.00	0.00	0%	0.00	0%	730.00
				067	Trap League					8,011.00	0.00	0.00	0%	0.00	0%	8,011.00
			068	Robotics												
				000	Districtwide											
E 01	300	292	068	000	401	422	00	General Supplies & Expense	515.00	0.00	0.00	0%	0.00	0%	515.00	
				000	Districtwide					515.00	0.00	0.00	0%	0.00	0%	515.00
				068	Robotics					515.00	0.00	0.00	0%	0.00	0%	515.00
			071	Nordic Skiing												
				000	Districtwide											
E 01	300	292	071	000	369	422	00	Entry Fees Nordic	0.00	0.00	396.50	0%	0.00	0%	(396.50)	
E 01	300	292	071	000	401	422	00	General Supplies & Expense	0.00	0.00	146.35	0%	0.00	0%	(146.35)	
E 01	300	292	071	000	820	422	00	Dues, Memberships, Lic, & F	0.00	0.00	320.00	0%	0.00	0%	(320.00)	
				000	Districtwide					0.00	0.00	862.85	0%	0.00	0%	(862.85)
				733	Nonauthorized Transp											
E 01	300	292	071	733	173	422	00	Driver - Nordic Skiing - transp	3,537.00	0.00	3,701.30	105%	0.00	105%	(164.30)	
E 01	300	292	071	733	210	422	00	FICA/Medicare	271.00	0.00	283.15	104%	0.00	104%	(12.15)	
E 01	300	292	071	733	214	422	00	PERA	157.00	0.00	59.79	38%	0.00	38%	97.21	
E 01	300	292	071	733	218	422	00	TRA	126.00	0.00	9.97	8%	0.00	8%	116.03	
E 01	300	292	071	733	402	422	00	Gasoline	0.00	0.00	30.00	0%	0.00	0%	(30.00)	
				733	Nonauthorized Transp					4,091.00	0.00	4,084.21	100%	0.00	100%	6.79
				071	Nordic Skiing					4,091.00	0.00	4,947.06	121%	0.00	121%	(856.06)
			292	Boys/Girls Athletic					316,446.00	73,889.51	182,387.08	58%	241.76	58%	133,817.16	
			294	Boys Athletics												
				000	Districtwide											
				000	Districtwide											
E 01	300	294	000	000	401	422	00	General Supplies	1,545.00	0.00	0.00	0%	0.00	0%	1,545.00	
E 01	300	294	000	000	820	422	00	Dues, Memberships, Lic, & F	0.00	0.00	411.88	0%	0.00	0%	(411.88)	
				000	Districtwide					1,545.00	0.00	411.88	27%	0.00	27%	1,133.12
				000	Districtwide					1,545.00	0.00	411.88	27%	0.00	27%	1,133.12

Wadena-Deer Creek Schools #2155

Exp Detail All

Period Ending March 31, 2025

Sequence: Fd, Org, Pro, Crs, Fin, O/S

										2025R1				% YTD		Remaining
										Annual Budget	Period 202509	Year To Date	% YTD	Encumbrances	+ Enc	Balance
L	Fd	Org	Pro	Crs	Fin	O/S	Class	Sub	Description							
01	General Fund															
	300 Secondary Services															
	294 Boys Athletics															
	051 Football															
	000 Districtwide															
E 01	300	294	051	000	180		422	00	Coaching - Football	31,506.00	0.00	24,365.00	77%	0.00	77%	7,141.00
E 01	300	294	051	000	210		422	00	FICA/Medicare	2,406.00	0.00	1,798.78	75%	0.00	75%	607.22
E 01	300	294	051	000	214		422	00	PERA	203.00	0.00	181.50	89%	0.00	89%	21.50
E 01	300	294	051	000	218		422	00	TRA	2,305.00	0.00	1,709.31	74%	0.00	74%	595.69
E 01	300	294	051	000	305		422	00	Professional Services	11,330.00	0.00	11,603.03	102%	0.00	102%	(273.03)
E 01	300	294	051	000	329		422	00	Postage	0.00	0.00	21.62	0%	0.00	0%	(21.62)
E 01	300	294	051	000	366		422	00	Travel	670.00	0.00	0.00	0%	0.00	0%	670.00
E 01	300	294	051	000	401		422	00	General Supplies	1,648.00	0.00	11,205.16	680%	0.00	680%	(9,557.16)
E 01	300	294	051	000	820		422	00	Dues, Memberships, Lic, & F	0.00	0.00	160.00	0%	0.00	0%	(160.00)
	000 Districtwide									50,068.00	0.00	51,044.40	102%	0.00	102%	(976.40)
	733 Nonauthorized Transp															
E 01	300	294	051	733	173		422	00	Spec Trips - Football	806.00	0.00	1,711.00	212%	0.00	212%	(905.00)
E 01	300	294	051	733	210		422	00	Spec trips FICA	62.00	0.00	123.69	200%	0.00	200%	(61.69)
E 01	300	294	051	733	214		422	00	Spec trips PERA	51.00	0.00	128.34	252%	0.00	252%	(77.34)
E 01	300	294	051	733	365		422	00	Football - Transp Chargebac	5,768.00	0.00	0.00	0%	0.00	0%	5,768.00
	733 Nonauthorized Transp									6,687.00	0.00	1,963.03	29%	0.00	29%	4,723.97
	051 Football									56,755.00	0.00	53,007.43	93%	0.00	93%	3,747.57
	052 Basketball															
	000 Districtwide															
E 01	300	294	052	000	180		422	00	Coaching Basketball	26,809.00	1,359.30	25,743.30	96%	0.00	96%	1,065.70
E 01	300	294	052	000	210		422	00	FICA/Medicare	2,051.00	103.98	1,954.86	95%	0.00	95%	96.14
E 01	300	294	052	000	214		422	00	PERA	74.00	6.38	52.14	70%	0.00	70%	21.86
E 01	300	294	052	000	218		422	00	TRA	1,725.00	90.08	1,692.52	98%	0.00	98%	32.48
E 01	300	294	052	000	305		422	00	Professional Services	9,631.00	0.00	9,920.25	103%	0.00	103%	(289.25)
E 01	300	294	052	000	366		422	00	Travel	0.00	0.00	1,133.45	0%	0.00	0%	(1,133.45)
E 01	300	294	052	000	369		422	00	Entry Fees	515.00	0.00	0.00	0%	0.00	0%	515.00
E 01	300	294	052	000	401		422	00	General Supplies	1,545.00	0.00	9,289.57	601%	0.00	601%	(7,744.57)
E 01	300	294	052	000	820		422	00	Dues, Memberships, Lic, & F	227.00	0.00	240.00	106%	0.00	106%	(13.00)
	000 Districtwide									42,577.00	1,559.74	50,026.09	117%	0.00	117%	(7,449.09)
	733 Nonauthorized Transp															
E 01	300	294	052	733	173		422	00	Spec Trips - Boys Basketball	1,741.00	92.80	2,016.05	116%	0.00	116%	(275.05)
E 01	300	294	052	733	210		422	00	Spec trips FICA	133.00	7.10	154.22	116%	0.00	116%	(21.22)

Wadena-Deer Creek Schools #2155

Exp Detail All

Period Ending March 31, 2025

Sequence: Fd, Org, Pro, Crs, Fin, O/S

										2025R1				% YTD		Remaining				
L	Fd	Org	Pro	Crs	Fin	O/S	Class	Sub	Description	Annual Budget	Period 202509	Year To Date	% YTD	Encumbrances	+ Enc	Balance				
01	General Fund																			
	300	Secondary Services																		
		294	Boys Athletics																	
			052	Basketball																
				733	Nonauthorized Transp															
E 01	300	294	052	733	214		422	00	Spec trips PERA	97.00	0.00	76.33	79%	0.00	79%	20.67				
E 01	300	294	052	733	365		422	00	Boys Basketball - trans chrgt	4,944.00	0.00	0.00	0%	0.00	0%	4,944.00				
				733	Nonauthorized Transp									6,915.00	99.90	2,246.60	32%	0.00	32%	4,668.40
			052	Basketball									49,492.00	1,659.64	52,272.69	106%	0.00	106%	(2,780.69)	
			053	Baseball																
				000	Districtwide															
E 01	300	294	053	000	180		422	00	Coaching - Baseball	13,885.00	140.00	1,683.60	12%	0.00	12%	12,201.40				
E 01	300	294	053	000	210		422	00	FICA/Medicare	1,062.00	10.71	128.80	12%	0.00	12%	933.20				
E 01	300	294	053	000	214		422	00	PERA	0.00	0.00	18.00	0%	0.00	0%	(18.00)				
E 01	300	294	053	000	218		422	00	TRA	836.00	0.00	5.57	1%	0.00	1%	830.43				
E 01	300	294	053	000	305		422	00	Professional Services	2,884.00	450.00	450.00	16%	0.00	16%	2,434.00				
E 01	300	294	053	000	401		422	00	General Supplies	3,605.00	0.00	0.00	0%	0.00	0%	3,605.00				
E 01	300	294	053	000	820		422	00	Dues, Memberships, Lic, & F	227.00	0.00	240.00	106%	0.00	106%	(13.00)				
				000	Districtwide									22,499.00	600.71	2,525.97	11%	0.00	11%	19,973.03
				733	Nonauthorized Transp															
E 01	300	294	053	733	173		422	00	Spec Trips - Baseball	2,312.00	60.00	140.00	6%	0.00	6%	2,172.00				
E 01	300	294	053	733	210		422	00	Spec trips FICA	177.00	4.59	10.71	6%	0.00	6%	166.29				
E 01	300	294	053	733	214		422	00	Spec trips PERA	68.00	4.50	4.50	7%	0.00	7%	63.50				
E 01	300	294	053	733	365		422	00	Baseball - Trans chargeback	3,090.00	0.00	0.00	0%	0.00	0%	3,090.00				
				733	Nonauthorized Transp									5,647.00	69.09	155.21	3%	0.00	3%	5,491.79
			053	Baseball									28,146.00	669.80	2,681.18	10%	0.00	10%	25,464.82	
			054	Track																
				000	Districtwide															
E 01	300	294	054	000	180		422	00	Coaching - Track	14,065.00	0.00	0.00	0%	0.00	0%	14,065.00				
E 01	300	294	054	000	210		422	00	FICA/Medicare	1,076.00	0.00	0.00	0%	0.00	0%	1,076.00				
E 01	300	294	054	000	218		422	00	TRA	746.00	0.00	0.00	0%	0.00	0%	746.00				
E 01	300	294	054	000	310		422	00	Track - officials	258.00	0.00	0.00	0%	0.00	0%	258.00				
				000	Districtwide									16,145.00	0.00	0.00	0%	0.00	0%	16,145.00
				733	Nonauthorized Transp															
E 01	300	294	054	733	173		422	00	Spec Trips - Boys Track	3,037.00	0.00	506.30	17%	0.00	17%	2,530.70				
E 01	300	294	054	733	210		422	00	Spec trips FICA	232.00	0.00	38.72	17%	0.00	17%	193.28				
E 01	300	294	054	733	214		422	00	Spec trips PERA	228.00	0.00	37.98	17%	0.00	17%	190.02				

Wadena-Deer Creek Schools #2155

Exp Detail All

Period Ending March 31, 2025

Sequence: Fd, Org, Pro, Crs, Fin, O/S

								2025R1					% YTD	Remaining		
L	Fd	Org	Pro	Crs	Fin	O/S	Class Sub	Description	Annual Budget	Period 202509	Year To Date	% YTD	Encumbrances	+ Enc	Balance	
01	General Fund															
	300	Secondary Services														
		294	Boys Athletics													
			054	Track												
				733	Nonauthorized Transp											
E 01	300	294	054	733	365	422	00	Boys Track - trans chrgback	2,575.00	0.00	0.00	0%	0.00	0%	2,575.00	
				733	Nonauthorized Transp				6,072.00	0.00	583.00	10%	0.00	10%	5,489.00	
			054	Track					22,217.00	0.00	583.00	3%	0.00	3%	21,634.00	
			056	Hockey												
				000	Districtwide											
E 01	300	294	056	000	180	422	00	Coaching - Hockey	9,505.00	0.00	11,550.00	122%	0.00	122%	(2,045.00)	
E 01	300	294	056	000	210	422	00	FICA/Medicare	727.00	0.00	882.82	121%	0.00	121%	(155.82)	
E 01	300	294	056	000	218	422	00	TRA	584.00	0.00	686.41	118%	0.00	118%	(102.41)	
E 01	300	294	056	000	305	422	00	Professional Services	3,708.00	0.00	5,595.95	151%	0.00	151%	(1,887.95)	
E 01	300	294	056	000	366	422	00	Travel	1,957.00	0.00	2,027.36	104%	0.00	104%	(70.36)	
E 01	300	294	056	000	369	422	00	Entry Fees	2,987.00	0.00	82.00	3%	0.00	3%	2,905.00	
E 01	300	294	056	000	401	422	00	General Supplies	2,060.00	225.43	8,662.83	421%	0.00	421%	(6,602.83)	
E 01	300	294	056	000	570	422	00	Princ LT Lease - land or builc	13,905.00	0.00	0.00	0%	0.00	0%	13,905.00	
E 01	300	294	056	000	820	422	00	Dues, Memberships, Lic, & F	0.00	0.00	160.00	0%	0.00	0%	(160.00)	
			000	Districtwide					35,433.00	225.43	29,647.37	84%	0.00	84%	5,785.63	
				733	Nonauthorized Transp											
E 01	300	294	056	733	173	422	00	Spec Trips - Boys Hockey	1,857.00	467.00	1,940.19	104%	0.00	104%	(83.19)	
E 01	300	294	056	733	210	422	00	Spec trips FICA	142.00	35.75	141.55	100%	0.00	100%	0.45	
E 01	300	294	056	733	214	422	00	Spec trips PERA	139.00	21.58	132.06	95%	0.00	95%	6.94	
E 01	300	294	056	733	365	422	00	Boys Hockey - trans chrgbac	5,150.00	0.00	0.00	0%	0.00	0%	5,150.00	
				733	Nonauthorized Transp				7,288.00	524.33	2,213.80	30%	0.00	30%	5,074.20	
			056	Hockey					42,721.00	749.76	31,861.17	75%	0.00	75%	10,859.83	
			057	Golf												
				000	Districtwide											
E 01	300	294	057	000	180	422	00	Coaching - Golf	13,727.00	0.00	0.00	0%	0.00	0%	13,727.00	
E 01	300	294	057	000	210	422	00	FICA/Medicare	1,050.00	0.00	0.00	0%	0.00	0%	1,050.00	
E 01	300	294	057	000	214	422	00	PERA	325.00	0.00	0.00	0%	0.00	0%	325.00	
E 01	300	294	057	000	218	422	00	TRA	822.00	0.00	0.00	0%	0.00	0%	822.00	
E 01	300	294	057	000	369	422	00	Entry Fees	824.00	0.00	125.00	15%	0.00	15%	699.00	
E 01	300	294	057	000	401	422	00	General Supplies	1,236.00	0.00	0.00	0%	0.00	0%	1,236.00	
E 01	300	294	057	000	820	422	00	Dues, Memberships, Lic, & F	165.00	0.00	160.00	97%	0.00	97%	5.00	
			000	Districtwide					18,149.00	0.00	285.00	2%	0.00	2%	17,864.00	

Wadena-Deer Creek Schools #2155

Exp Detail All

Period Ending March 31, 2025

Sequence: Fd, Org, Pro, Crs, Fin, O/S

								2025R1				% YTD		Remaining		
L	Fd	Org	Pro	Crs	Fin	O/S	Class Sub	Description	Annual Budget	Period 202509	Year To Date	% YTD	Encumbrances	+ Enc	Balance	
01	General Fund															
	300 Secondary Services															
	294 Boys Athletics															
	057 Golf															
	733 Nonauthorized Transp															
E 01	300	294	057	733	173		422 00	Spec Trips - Boys Golf	3,010.00	0.00	0.00	0%	0.00	0%	3,010.00	
E 01	300	294	057	733	210		422 00	Spec trips FICA	230.00	0.00	0.00	0%	0.00	0%	230.00	
E 01	300	294	057	733	214		422 00	Spec trips PERA	226.00	0.00	0.00	0%	0.00	0%	226.00	
	733 Nonauthorized Transp								3,466.00	0.00	0.00	0%	0.00	0%	3,466.00	
	057 Golf								21,615.00	0.00	285.00	1%	0.00	1%	21,330.00	
	058 Wrestling															
	000 Districtwide															
E 01	300	294	058	000	180		422 00	Coaching - Wrestling	11,643.00	2,158.00	15,845.00	136%	0.00	136%	(4,202.00)	
E 01	300	294	058	000	210		422 00	FICA/Medicare	880.00	165.09	1,211.93	138%	0.00	138%	(331.93)	
E 01	300	294	058	000	214		422 00	PERA	0.00	0.00	271.88	0%	0.00	0%	(271.88)	
E 01	300	294	058	000	218		422 00	TRA	622.00	162.57	651.84	105%	0.00	105%	(29.84)	
E 01	300	294	058	000	305		422 00	Professional Services	5,562.00	0.00	5,528.00	99%	0.00	99%	34.00	
E 01	300	294	058	000	366		422 00	Travel	1,854.00	0.00	0.00	0%	0.00	0%	1,854.00	
E 01	300	294	058	000	369		422 00	Entry Fees	3,193.00	0.00	1,025.00	32%	0.00	32%	2,168.00	
E 01	300	294	058	000	401		422 00	General Supplies	2,575.00	0.00	1,794.33	70%	0.00	70%	780.67	
E 01	300	294	058	000	820		422 00	Dues, Memberships, Lic, & F	227.00	0.00	574.75	253%	0.00	253%	(347.75)	
	000 Districtwide								26,556.00	2,485.66	26,902.73	101%	0.00	101%	(346.73)	
	733 Nonauthorized Transp															
E 01	300	294	058	733	173		422 00	Spec Trips - Wrestling	3,497.00	996.30	4,437.38	127%	0.00	127%	(940.38)	
E 01	300	294	058	733	210		422 00	Spec trips FICA	268.00	76.23	337.88	126%	0.00	126%	(69.88)	
E 01	300	294	058	733	214		422 00	Spec trips PERA	71.00	18.40	49.70	70%	0.00	70%	21.30	
E 01	300	294	058	733	365		422 00	Wrestling - Transp Chargeba	4,429.00	0.00	0.00	0%	0.00	0%	4,429.00	
	733 Nonauthorized Transp								8,265.00	1,090.93	4,824.96	58%	0.00	58%	3,440.04	
	058 Wrestling								34,821.00	3,576.59	31,727.69	91%	0.00	91%	3,093.31	
	060 Tennis															
	733 Nonauthorized Transp															
E 01	300	294	060	733	173		422 00	Spec Trips - Boys Tennis	0.00	0.00	256.70	0%	0.00	0%	(256.70)	
E 01	300	294	060	733	210		422 00	Spec trips FICA	0.00	0.00	18.62	0%	0.00	0%	(18.62)	

Wadena-Deer Creek Schools #2155

Exp Detail All

Period Ending March 31, 2025

Sequence: Fd, Org, Pro, Crs, Fin, O/S

										2025R1				% YTD		Remaining				
L	Fd	Org	Pro	Crs	Fin	O/S	Class	Sub	Description	Annual Budget	Period 202509	Year To Date	% YTD	Encumbrances	+ Enc	Balance				
01	General Fund																			
	300	Secondary Services																		
		294	Boys Athletics																	
			060	Tennis																
				733	Nonauthorized Transp															
E 01	300	294	060	733	214		422	00	Spec trips PERA	0.00	0.00	19.25	0%	0.00	0%	(19.25)				
				733	Nonauthorized Transp									0.00	0.00	294.57	0%	0.00	0%	(294.57)
			060	Tennis									0.00	0.00	294.57	0%	0.00	0%	(294.57)	
		294	Boys Athletics									257,312.00	6,655.79	173,124.61	67%	0.00	67%	84,187.39		
		296	Girls Athletics																	
			000	Districtwide																
				000	Districtwide															
E 01	300	296	000	000	820		422	00	Dues, Memberships, Lic, & F	412.00	0.00	411.87	100%	0.00	100%	0.13				
				000	Districtwide									412.00	0.00	411.87	100%	0.00	100%	0.13
			000	Districtwide									412.00	0.00	411.87	100%	0.00	100%	0.13	
			052	Basketball																
				000	Districtwide															
E 01	300	296	052	000	180		422	00	Coaching - Girls Basketball	22,245.00	955.00	25,603.55	115%	0.00	115%	(3,358.55)				
E 01	300	296	052	000	210		422	00	FICA/Medicare	1,693.00	73.09	1,956.58	116%	0.00	116%	(263.58)				
E 01	300	296	052	000	214		422	00	PERA	8.00	0.00	0.00	0%	0.00	0%	8.00				
E 01	300	296	052	000	218		422	00	TRA	1,056.00	58.63	1,368.80	130%	0.00	130%	(312.80)				
E 01	300	296	052	000	305		422	00	Professional Services	8,549.00	0.00	8,091.50	95%	0.00	95%	457.50				
E 01	300	296	052	000	310		422	00	Officials - Basketball	0.00	0.00	166.00	0%	0.00	0%	(166.00)				
E 01	300	296	052	000	366		422	00	Travel	0.00	0.00	91.00	0%	0.00	0%	(91.00)				
E 01	300	296	052	000	369		422	00	Entry Fees	206.00	0.00	100.00	49%	0.00	49%	106.00				
E 01	300	296	052	000	401		422	00	General Supplies	1,545.00	0.00	6,158.17	399%	0.00	399%	(4,613.17)				
E 01	300	296	052	000	820		422	00	Dues, Memberships, Lic, & F	227.00	0.00	240.00	106%	0.00	106%	(13.00)				
			000	Districtwide									35,529.00	1,086.72	43,775.60	123%	0.00	123%	(8,246.60)	
				733	Nonauthorized Transp															
E 01	300	296	052	733	173		422	00	Spec Trips - Girls Basketball	3,129.00	161.75	2,356.60	75%	0.00	75%	772.40				
E 01	300	296	052	733	210		422	00	Spec trips FICA	239.00	12.37	177.96	74%	0.00	74%	61.04				
E 01	300	296	052	733	214		422	00	Spec trips PERA	230.00	12.13	176.75	77%	0.00	77%	53.25				
E 01	300	296	052	733	365		422	00	Girls Basketball - trans chrgt	4,944.00	0.00	0.00	0%	0.00	0%	4,944.00				
			733	Nonauthorized Transp									8,542.00	186.25	2,711.31	32%	0.00	32%	5,830.69	
		052	Basketball									44,071.00	1,272.97	46,486.91	105%	0.00	105%	(2,415.91)		

Wadena-Deer Creek Schools #2155

Exp Detail All

Period Ending March 31, 2025

Sequence: Fd, Org, Pro, Crs, Fin, O/S

										2025R1				% YTD		Remaining
										Annual Budget	Period 202509	Year To Date	% YTD	Encumbrances	+ Enc	Balance
L	Fd	Org	Pro	Crs	Fin	O/S	Class	Sub	Description							
01	General Fund															
	300	Secondary Services														
		296	Girls Athletics													
			055	Volleyball												
				000	Districtwide											
E	01	300	296	055	000	180	422	00	Coaching - Volleyball	44,252.00	372.08	34,119.56	77%	0.00	77%	10,132.44
E	01	300	296	055	000	210	422	00	FICA/Medicare	3,383.00	28.46	2,590.23	77%	0.00	77%	792.77
E	01	300	296	055	000	214	422	00	PERA	326.00	0.00	213.00	65%	0.00	65%	113.00
E	01	300	296	055	000	218	422	00	TRA	2,460.00	32.56	2,025.13	82%	0.00	82%	434.87
E	01	300	296	055	000	305	422	00	Professional Services	4,635.00	0.00	2,240.00	48%	0.00	48%	2,395.00
E	01	300	296	055	000	310	422	00	Officials - Volleyball	206.00	0.00	0.00	0%	0.00	0%	206.00
E	01	300	296	055	000	366	422	00	Travel	2,266.00	0.00	1,472.47	65%	0.00	65%	793.53
E	01	300	296	055	000	369	422	00	Entry Fees	3,502.00	0.00	905.00	26%	0.00	26%	2,597.00
E	01	300	296	055	000	401	422	00	General Supplies	3,193.00	0.00	1,469.30	46%	0.00	46%	1,723.70
E	01	300	296	055	000	820	422	00	Dues, Memberships, Lic, & F	227.00	0.00	240.00	106%	0.00	106%	(13.00)
									000 Districtwide	64,450.00	433.10	45,274.69	70%	0.00	70%	19,175.31
									733 Nonauthorized Transp							
E	01	300	296	055	733	173	422	00	Spec Trips - Volleyball	5,421.00	0.00	3,040.25	56%	0.00	56%	2,380.75
E	01	300	296	055	733	210	422	00	Spec trips FICA	430.00	0.00	231.88	54%	0.00	54%	198.12
E	01	300	296	055	733	214	422	00	Spec trips PERA	355.00	0.00	184.01	52%	0.00	52%	170.99
E	01	300	296	055	733	365	422	00	Volleyball - Transp Chargeba	8,652.00	0.00	0.00	0%	0.00	0%	8,652.00
									733 Nonauthorized Transp	14,858.00	0.00	3,456.14	23%	0.00	23%	11,401.86
									055 Volleyball	79,308.00	433.10	48,730.83	61%	0.00	61%	30,577.17
									056 Hockey							
									000 Districtwide							
E	01	300	296	056	000	180	422	00	Coaching - Girls Hockey	380.00	0.00	0.00	0%	0.00	0%	380.00
E	01	300	296	056	000	210	422	00	FICA/Medicare	29.00	0.00	0.00	0%	0.00	0%	29.00
E	01	300	296	056	000	218	422	00	TRA	33.00	0.00	0.00	0%	0.00	0%	33.00
E	01	300	296	056	000	366	422	00	Travel	0.00	0.00	4,742.08	0%	0.00	0%	(4,742.08)
E	01	300	296	056	000	820	422	00	Dues, Memberships, Lic, & F	165.00	0.00	160.00	97%	0.00	97%	5.00
									000 Districtwide	607.00	0.00	4,902.08	808%	0.00	808%	(4,295.08)
									056 Hockey	607.00	0.00	4,902.08	808%	0.00	808%	(4,295.08)

Wadena-Deer Creek Schools #2155

Exp Detail All

Period Ending March 31, 2025

Sequence: Fd, Org, Pro, Crs, Fin, O/S

										2025R1						% YTD	Remaining
										Annual Budget	Period 202509	Year To Date	% YTD	Encumbrances	+ Enc	Balance	
L	Fd	Org	Pro	Crs	Fin	O/S	Class	Sub	Description								
01	General Fund																
	300 Secondary Services																
	296 Girls Athletics																
	057 Golf																
	000 Districtwide																
E 01	300	296	057	000	820		422	00	Dues, Memberships, Lic, & F	165.00	0.00	160.00	97%	0.00	97%	5.00	
	000 Districtwide										165.00	0.00	160.00	97%	0.00	97%	5.00
	057 Golf										165.00	0.00	160.00	97%	0.00	97%	5.00
	058 Wrestling																
	000 Districtwide																
E 01	300	296	058	000	305		422	00	Professional Services	0.00	0.00	502.20	0%	0.00	0%	(502.20)	
E 01	300	296	058	000	369		422	00	Entry Fees	2,266.00	200.00	825.00	36%	0.00	36%	1,441.00	
E 01	300	296	058	000	401		422	00	General Supplies- girls wrest	258.00	0.00	370.80	144%	0.00	144%	(112.80)	
	000 Districtwide										2,524.00	200.00	1,698.00	67%	0.00	67%	826.00
	058 Wrestling										2,524.00	200.00	1,698.00	67%	0.00	67%	826.00
	060 Tennis																
	000 Districtwide																
E 01	300	296	060	000	180		422	00	Coaching - Tennis	6,974.00	0.00	6,911.73	99%	0.00	99%	62.27	
E 01	300	296	060	000	210		422	00	FICA/Medicare	533.00	0.00	517.96	97%	0.00	97%	15.04	
E 01	300	296	060	000	214		422	00	PERA	276.00	0.00	275.38	100%	0.00	100%	0.62	
E 01	300	296	060	000	218		422	00	TRA	289.00	0.00	283.50	98%	0.00	98%	5.50	
E 01	300	296	060	000	366		422	00	Travel	103.00	0.00	99.00	96%	0.00	96%	4.00	
E 01	300	296	060	000	369		422	00	Entry Fees	3,502.00	0.00	569.75	16%	0.00	16%	2,932.25	
E 01	300	296	060	000	401		422	00	General Supplies	1,236.00	0.00	21.99	2%	0.00	2%	1,214.01	
E 01	300	296	060	000	820		422	00	Dues, Memberships, Lic, & F	165.00	0.00	160.00	97%	0.00	97%	5.00	
	000 Districtwide										13,078.00	0.00	8,839.31	68%	0.00	68%	4,238.69
	733 Nonauthorized Transp																
E 01	300	296	060	733	173		422	00	Spec Trips - Girls Tennis	1,266.00	394.25	1,392.25	110%	0.00	110%	(126.25)	
E 01	300	296	060	733	210		422	00	Spec trips FICA	97.00	30.16	101.40	105%	0.00	105%	(4.40)	
E 01	300	296	060	733	214		422	00	Spec trips PERA	95.00	0.00	22.13	23%	0.00	23%	72.87	
E 01	300	296	060	733	218		422	00	TRA	0.00	34.50	95.99	0%	0.00	0%	(95.99)	
	733 Nonauthorized Transp										1,458.00	458.91	1,611.77	111%	0.00	111%	(153.77)
	060 Tennis										14,536.00	458.91	10,451.08	72%	0.00	72%	4,084.92
	061 Softball																
	000 Districtwide																
E 01	300	296	061	000	180		422	00	Coaching - Softball	11,755.00	0.00	0.00	0%	0.00	0%	11,755.00	
E 01	300	296	061	000	210		422	00	FICA/Medicare	899.00	0.00	0.00	0%	0.00	0%	899.00	

Wadena-Deer Creek Schools #2155

Exp Detail All

Period Ending March 31, 2025

Sequence: Fd, Org, Pro, Crs, Fin, O/S

										2025R1				% YTD		Remaining			
										Annual Budget	Period 202509	Year To Date	% YTD	Encumbrances	+ Enc	Balance			
L	Fd	Org	Pro	Crs	Fin	O/S	Class	Sub	Description										
01	General Fund																		
	300	Secondary Services																	
		296	Girls Athletics																
			061	Softball															
				000	Districtwide														
E	01	300	296	061	000	214	422	00	PERA	165.00	0.00	0.00	0%	0.00	0%	165.00			
E	01	300	296	061	000	218	422	00	TRA	836.00	0.00	0.00	0%	0.00	0%	836.00			
E	01	300	296	061	000	305	422	00	Professional Services	3,090.00	120.00	120.00	4%	0.00	4%	2,970.00			
E	01	300	296	061	000	366	422	00	Travel	155.00	0.00	184.00	119%	0.00	119%	(29.00)			
E	01	300	296	061	000	401	422	00	General Supplies	7,828.00	335.87	2,483.79	32%	152.68	34%	5,191.53			
E	01	300	296	061	000	820	422	00	Dues, Memberships, Lic, & F	227.00	0.00	240.00	106%	0.00	106%	(13.00)			
				000	Districtwide						24,955.00	455.87	3,027.79	12%	152.68	13%	21,774.53		
				733	Nonauthorized Transp														
E	01	300	296	061	733	173	422	00	Spec Trips - Softball	1,391.00	0.00	0.00	0%	0.00	0%	1,391.00			
E	01	300	296	061	733	210	422	00	Spec trips FICA	106.00	0.00	0.00	0%	0.00	0%	106.00			
E	01	300	296	061	733	214	422	00	Spec trips PERA	88.00	0.00	0.00	0%	0.00	0%	88.00			
E	01	300	296	061	733	365	422	00	Softball - Transp Chargeback	2,884.00	0.00	0.00	0%	0.00	0%	2,884.00			
				733	Nonauthorized Transp						4,469.00	0.00	0.00	0%	0.00	0%	4,469.00		
				061	Softball						29,424.00	455.87	3,027.79	10%	152.68	11%	26,243.53		
				066	Danceline														
					000	Districtwide													
E	01	300	296	066	000	180	422	00	Coaching - Danceline	6,015.00	380.00	4,423.90	74%	0.00	74%	1,591.10			
E	01	300	296	066	000	210	422	00	FICA/Medicare	460.00	29.07	338.43	74%	0.00	74%	121.57			
E	01	300	296	066	000	218	422	00	TRA	32.00	0.00	64.22	201%	0.00	201%	(32.22)			
E	01	300	296	066	000	369	422	00	Entry Fees	361.00	0.00	0.00	0%	0.00	0%	361.00			
E	01	300	296	066	000	401	422	00	General Supplies	2,369.00	0.00	0.00	0%	0.00	0%	2,369.00			
E	01	300	296	066	000	820	422	00	Dues, Memberships, Lic, & F	515.00	0.00	410.00	80%	0.00	80%	105.00			
				000	Districtwide						9,752.00	409.07	5,236.55	54%	0.00	54%	4,515.45		
				733	Nonauthorized Transp														
E	01	300	296	066	733	173	422	00	Spec Trips - Danceline	1,010.00	240.60	1,238.10	123%	0.00	123%	(228.10)			
E	01	300	296	066	733	210	422	00	Spec trips FICA	77.00	18.41	89.06	116%	0.00	116%	(12.06)			
E	01	300	296	066	733	214	422	00	Spec trips PERA	76.00	18.04	92.85	122%	0.00	122%	(16.85)			
E	01	300	296	066	733	365	422	00	Danceline - Transp Chargeback	2,575.00	0.00	0.00	0%	0.00	0%	2,575.00			
				733	Nonauthorized Transp						3,738.00	277.05	1,420.01	38%	0.00	38%	2,317.99		
				066	Danceline						13,490.00	686.12	6,656.56	49%	0.00	49%	6,833.44		
				296	Girls Athletics						184,537.00	3,506.97	122,525.12	66%	152.68	66%	61,859.20		

Wadena-Deer Creek Schools #2155

Exp Detail All

Period Ending March 31, 2025

Sequence: Fd, Org, Pro, Crs, Fin, O/S

										2025R1										
L	Fd	Org	Pro	Crs	Fin	O/S	Class	Sub	Description	Annual Budget	Period 202509	Year To Date	% YTD	Encumbrances	% YTD + Enc	Remaining Balance				
01	General Fund																			
	300	Secondary Services																		
		298	Extracurricular Act																	
			000	Districtwide																
				000	Districtwide															
E	01	300	298	000	000	180	422	00	Other Salaries	11,150.00	70.00	5,665.00	51%	0.00	51%	5,485.00				
E	01	300	298	000	000	210	422	00	FICA/Medicare	853.00	5.36	427.92	50%	0.00	50%	425.08				
E	01	300	298	000	000	218	422	00	TRA	976.00	6.12	495.64	51%	0.00	51%	480.36				
E	01	300	298	000	000	401	422	00	General Supplies	1,545.00	0.00	0.00	0%	0.00	0%	1,545.00				
E	01	300	298	000	000	820	422	00	Dues, Memberships, Lic, & F	458.00	0.00	470.00	103%	0.00	103%	(12.00)				
			000	Districtwide							14,982.00	81.48	7,058.56	47%	0.00	47%	7,923.44			
				733	Nonauthorized Transp															
E	01	300	298	000	733	365	422	00	Transp Chargeback	1,030.00	0.00	0.00	0%	0.00	0%	1,030.00				
			733	Nonauthorized Transp							1,030.00	0.00	0.00	0%	0.00	0%	1,030.00			
			000	Districtwide							16,012.00	81.48	7,058.56	44%	0.00	44%	8,953.44			
				115	Speech															
					000	Districtwide														
E	01	300	298	115	000	820	422	00	Dues, Memberships, Lic, & F	165.00	0.00	160.00	97%	0.00	97%	5.00				
			000	Districtwide							165.00	0.00	160.00	97%	0.00	97%	5.00			
			115	Speech							165.00	0.00	160.00	97%	0.00	97%	5.00			
				116	Drama															
					000	Districtwide														
E	01	300	298	116	000	180	422	00	Other Salaries - Drama	3,945.00	0.00	4,585.00	116%	0.00	116%	(640.00)				
E	01	300	298	116	000	210	422	00	FICA/Medicare	302.00	0.00	348.47	115%	0.00	115%	(46.47)				
E	01	300	298	116	000	218	422	00	TRA	345.00	0.00	392.44	114%	0.00	114%	(47.44)				
E	01	300	298	116	000	401	422	00	General Supplies	412.00	0.00	783.58	190%	456.17	301%	(827.75)				
E	01	300	298	116	000	820	422	00	Dues, Memberships, Lic, & F	165.00	0.00	160.00	97%	0.00	97%	5.00				
			000	Districtwide							5,169.00	0.00	6,269.49	121%	456.17	130%	(1,556.66)			
				733	Nonauthorized Transp															
E	01	300	298	116	733	365	422	00	Drama - Transp Chargeback	258.00	0.00	0.00	0%	0.00	0%	258.00				
			733	Nonauthorized Transp							258.00	0.00	0.00	0%	0.00	0%	258.00			
			116	Drama							5,427.00	0.00	6,269.49	116%	456.17	124%	(1,298.66)			
				120	Cheerleaders															
					000	Districtwide														
E	01	300	298	120	000	180	422	00	Other Salaries - Cheerleadin	3,545.00	3,545.00	7,090.00	200%	0.00	200%	(3,545.00)				
E	01	300	298	120	000	210	422	00	FICA/Medicare	271.00	271.19	542.38	200%	0.00	200%	(271.38)				

Wadena-Deer Creek Schools #2155

Exp Detail All

Period Ending March 31, 2025

Sequence: Fd, Org, Pro, Crs, Fin, O/S

										2025R1				% YTD		Remaining		
L	Fd	Org	Pro	Crs	Fin	O/S	Class	Sub	Description	Annual Budget	Period 202509	Year To Date	% YTD	Encumbrances	+ Enc	Balance		
01	General Fund																	
	300	Secondary Services																
		298	Extracurricular Act															
			120	Cheerleaders														
				000	Districtwide													
E 01	300	298	120	000	214		422	00	PERA	266.00	265.88	531.76	200%	0.00	200%	(265.76)		
				000	Districtwide						4,082.00	4,082.07	8,164.14	200%	0.00	200%	(4,082.14)	
				733	Nonauthorized Transp													
E 01	300	298	120	733	173		422	00	Spec Trips - Cheerleading	975.00	0.00	261.55	27%	0.00	27%	713.45		
E 01	300	298	120	733	210		422	00	Spec trips FICA	75.00	0.00	16.20	22%	0.00	22%	58.80		
E 01	300	298	120	733	214		422	00	Spec trips PERA	73.00	0.00	19.61	27%	0.00	27%	53.39		
				733	Nonauthorized Transp						1,123.00	0.00	297.36	26%	0.00	26%	825.64	
				120	Cheerleaders						5,205.00	4,082.07	8,461.50	163%	0.00	163%	(3,256.50)	
				125	School Patrol													
				000	Districtwide													
E 01	300	298	125	000	180		422	00	Salaries - School Patrol	2,335.00	186.26	1,303.82	56%	0.00	56%	1,031.18		
E 01	300	298	125	000	210		422	00	FICA/Medicare	179.00	14.24	98.31	55%	0.00	55%	80.69		
E 01	300	298	125	000	218		422	00	TRA	204.00	16.30	114.10	56%	0.00	56%	89.90		
E 01	300	298	125	000	401		422	00	General Supplies	515.00	388.00	388.00	75%	0.00	75%	127.00		
				000	Districtwide						3,233.00	604.80	1,904.23	59%	0.00	59%	1,328.77	
				733	Nonauthorized Transp													
E 01	300	298	125	733	365		422	00	School patrol - Transp Charg	721.00	0.00	0.00	0%	0.00	0%	721.00		
				733	Nonauthorized Transp						721.00	0.00	0.00	0%	0.00	0%	721.00	
				125	School Patrol						3,954.00	604.80	1,904.23	48%	0.00	48%	2,049.77	
				131	Golf Scramble													
				000	Districtwide													
E 01	300	298	131	000	305		422	131	Professional Services	6,180.00	0.00	0.00	0%	0.00	0%	6,180.00		
E 01	300	298	131	000	401		422	131	Golf Scramble	0.00	0.00	4,867.41	0%	0.00	0%	(4,867.41)		
				000	Districtwide						6,180.00	0.00	4,867.41	79%	0.00	79%	1,312.59	
				131	Golf Scramble						6,180.00	0.00	4,867.41	79%	0.00	79%	1,312.59	
				200	Vocal Music													
				000	Districtwide													
E 01	300	298	200	000	401		422	00	Gen Supplies - Music, Vocal	773.00	0.00	0.00	0%	0.00	0%	773.00		
E 01	300	298	200	000	820		422	00	Dues, Memberships, Lic, & F	82.00	0.00	80.00	98%	0.00	98%	2.00		
				000	Districtwide						855.00	0.00	80.00	9%	0.00	9%	775.00	

Wadena-Deer Creek Schools #2155

Exp Detail All

Period Ending March 31, 2025

Sequence: Fd, Org, Pro, Crs, Fin, O/S

									2025R1				% YTD		Remaining			
L	Fd	Org	Pro	Crs	Fin	O/S	Class	Sub	Description	Annual Budget	Period 202509	Year To Date	% YTD	Encumbrances	+ Enc	Balance		
01	General Fund																	
	300	Secondary Services																
		298	Extracurricular Act															
			200	Vocal Music														
				733	Nonauthorized Transp													
E	01	300	298	200	733	173	422	00	Spec Trips - Vocal Music / Cl	875.00	156.40	537.40	61%	0.00	61%	337.60		
E	01	300	298	200	733	210	422	00	Spec trips FICA	67.00	11.96	40.01	60%	0.00	60%	26.99		
E	01	300	298	200	733	214	422	00	Spec trips PERA	66.00	11.73	40.29	61%	0.00	61%	25.71		
E	01	300	298	200	733	365	422	00	Vocal Music - Transp Charge	2,266.00	0.00	0.00	0%	0.00	0%	2,266.00		
				733	Nonauthorized Transp					3,274.00	180.09	617.70	19%	0.00	19%	2,656.30		
			200	Vocal Music					4,129.00	180.09	697.70	17%	0.00	17%	3,431.30			
			201	Instrumental Music														
				000	Districtwide													
E	01	300	298	201	000	401	422	00	General Supplies & Expense	258.00	90.00	90.00	35%	0.00	35%	168.00		
E	01	300	298	201	000	820	422	00	Dues, Memberships, Lic, & F	82.00	0.00	80.00	98%	0.00	98%	2.00		
				000	Districtwide					340.00	90.00	170.00	50%	0.00	50%	170.00		
			201	Instrumental Music					340.00	90.00	170.00	50%	0.00	50%	170.00			
			202	7 & 8 Band														
				000	Districtwide													
E	01	300	298	202	000	820	422	00	Dues, Memberships, Lic, & F	88.00	0.00	0.00	0%	0.00	0%	88.00		
				000	Districtwide					88.00	0.00	0.00	0%	0.00	0%	88.00		
			202	7 & 8 Band					88.00	0.00	0.00	0%	0.00	0%	88.00			
			204	Jazz														
				000	Districtwide													
E	01	300	298	204	000	185	422	00	Jazz Advisor	2,790.00	232.50	1,627.50	58%	0.00	58%	1,162.50		
E	01	300	298	204	000	210	422	00	FICA/Medicare	213.00	17.80	122.98	58%	0.00	58%	90.02		
E	01	300	298	204	000	218	422	00	TRA	244.00	20.34	142.38	58%	0.00	58%	101.62		
				000	Districtwide					3,247.00	270.64	1,892.86	58%	0.00	58%	1,354.14		
			204	Jazz					3,247.00	270.64	1,892.86	58%	0.00	58%	1,354.14			
			208	FCCLA														
				000	Districtwide													
E	01	300	298	208	000	366	422	00	Travel	0.00	19.93	19.93	0%	0.00	0%	(19.93)		
E	01	300	298	208	000	820	422	00	Dues, Memberships, Lic, & F	0.00	0.00	380.00	0%	0.00	0%	(380.00)		
				000	Districtwide					0.00	19.93	399.93	0%	0.00	0%	(399.93)		
			208	FCCLA					0.00	19.93	399.93	0%	0.00	0%	(399.93)			
			298	Extracurricular Act					44,747.00	5,329.01	31,881.68	71%	456.17	72%	12,409.15			

Wadena-Deer Creek Schools #2155

Exp Detail All

Period Ending March 31, 2025

Sequence: Fd, Org, Pro, Crs, Fin, O/S

										2025R1				% YTD		Remaining	
										Annual Budget	Period 202509	Year To Date	% YTD	Encumbrances	+ Enc	Balance	
L	Fd	Org	Pro	Crs	Fin	O/S	Class	Sub	Description								
01	General Fund																
	300	Secondary Services															
		301	Vocational Agriculture														
			000	Districtwide													
				000	Districtwide												
E	01	300	301	000	000	140	422	00	Instructional Sal Vo Ag Non C	25,922.00	2,160.14	15,120.98	58%	0.00	58%	10,801.02	
E	01	300	301	000	000	185	422	00	Other Salaries	1,866.00	155.48	1,088.36	58%	0.00	58%	777.64	
E	01	300	301	000	000	210	422	00	FICA/Medicare	2,074.00	168.94	1,187.99	57%	0.00	57%	886.01	
E	01	300	301	000	000	218	422	00	TRA	2,431.00	202.61	1,418.22	58%	0.00	58%	1,012.78	
E	01	300	301	000	000	220	422	00	Health Insurance	2,400.00	200.00	1,400.00	58%	0.00	58%	1,000.00	
E	01	300	301	000	000	230	422	00	Life Ins	45.00	3.76	26.32	58%	0.00	58%	18.68	
E	01	300	301	000	000	250	422	00	Tax Shelt Annuities	250.00	21.72	146.61	59%	0.00	59%	103.39	
				000	Districtwide						34,988.00	2,912.65	20,388.48	58%	0.00	58%	14,599.52
				628	Perkins Reimbursement												
E	01	300	301	000	628	366	422	00	Travel	0.00	0.00	753.69	0%	0.00	0%	(753.69)	
E	01	300	301	000	628	433	422	00	Carl Perkins - AG- Indiv Instr	0.00	0.00	3,568.19	0%	0.00	0%	(3,568.19)	
				628	Perkins Reimbursement						0.00	0.00	4,321.88	0%	0.00	0%	(4,321.88)
				830	Career Tech Aid												
E	01	300	301	000	830	140	422	00	Instructional Sal	78,700.00	6,480.44	46,363.08	59%	0.00	59%	32,336.92	
E	01	300	301	000	830	185	422	00	Other Salaries	10,362.00	863.48	6,044.36	58%	0.00	58%	4,317.64	
E	01	300	301	000	830	210	422	00	FICA/Medicare	6,658.00	537.12	3,844.18	58%	0.00	58%	2,813.82	
E	01	300	301	000	830	218	422	00	TRA	7,711.00	642.59	4,585.68	59%	0.00	59%	3,125.32	
E	01	300	301	000	830	220	422	00	Health Insurance	7,200.00	600.00	4,200.00	58%	0.00	58%	3,000.00	
E	01	300	301	000	830	230	422	00	Life Ins	135.00	11.24	78.68	58%	0.00	58%	56.32	
E	01	300	301	000	830	250	422	00	Tax Shelt Annuities	750.00	65.20	440.10	59%	0.00	59%	309.90	
E	01	300	301	000	830	305	422	00	Professional Services	82.00	0.00	0.00	0%	0.00	0%	82.00	
E	01	300	301	000	830	366	422	00	Travel	2,575.00	8.00	63.00	2%	0.00	2%	2,512.00	
E	01	300	301	000	830	369	422	00	Entry Fees	1,545.00	0.00	225.00	15%	0.00	15%	1,320.00	
E	01	300	301	000	830	433	422	00	Indiv Instr Supp	4,841.00	1,394.06	7,688.39	159%	1,531.23	190%	(4,378.62)	
E	01	300	301	000	830	820	422	00	Dues, Memberships, Lic, & F	206.00	0.00	1,650.00	801%	0.00	801%	(1,444.00)	
				830	Career Tech Aid						120,765.00	10,602.13	75,182.47	62%	1,531.23	64%	44,051.30
				000	Districtwide						155,753.00	13,514.78	99,892.83	64%	1,531.23	65%	54,328.94
				301	Vocational Agriculture						155,753.00	13,514.78	99,892.83	64%	1,531.23	65%	54,328.94
				331	Vocational Home Ec												
					663	Vocational Home Ec											
						000	Districtwide										
E	01	300	331	663	000	185	422	00	Other Salaries	1,375.00	0.00	0.00	0%	0.00	0%	1,375.00	

Wadena-Deer Creek Schools #2155

Exp Detail All

Period Ending March 31, 2025

Sequence: Fd, Org, Pro, Crs, Fin, O/S

										2025R1				% YTD		Remaining			
L	Fd	Org	Pro	Crs	Fin	O/S	Class	Sub	Description	Annual Budget	Period 202509	Year To Date	% YTD	Encumbrances	+ Enc	Balance			
01	General Fund																		
	300	Secondary Services																	
		331	Vocational Home Ec																
			663	Vocational Home Ec															
				000	Districtwide														
E	01	300	331	663	000	210	422	00	FICA/Medicare	105.00	0.00	0.00	0%	0.00	0%	105.00			
E	01	300	331	663	000	218	422	00	TRA	120.00	0.00	0.00	0%	0.00	0%	120.00			
			000	Districtwide						1,600.00	0.00	0.00	0%	0.00	0%	1,600.00			
			809	Vocational Home Ec															
E	01	300	331	663	809	140	422	00	Instructional Sal	12,000.00	0.00	0.00	0%	0.00	0%	12,000.00			
E	01	300	331	663	809	210	422	00	FICA/Medicare	918.00	0.00	0.00	0%	0.00	0%	918.00			
E	01	300	331	663	809	305	422	00	Professional Services	1,545.00	0.00	0.00	0%	0.00	0%	1,545.00			
E	01	300	331	663	809	350	422	00	Repairs and Maintena	515.00	0.00	0.00	0%	0.00	0%	515.00			
E	01	300	331	663	809	401	422	00	General Supplies & Expense	258.00	0.00	0.00	0%	0.00	0%	258.00			
E	01	300	331	663	809	433	422	00	Indiv Instr Supp	10,300.00	0.00	0.00	0%	0.00	0%	10,300.00			
E	01	300	331	663	809	820	422	00	Dues, Memberships, Lic, & F	258.00	0.00	0.00	0%	0.00	0%	258.00			
			809	Vocational Home Ec						25,794.00	0.00	0.00	0%	0.00	0%	25,794.00			
			663	Vocational Home Ec						27,394.00	0.00	0.00	0%	0.00	0%	27,394.00			
			331	Vocational Home Ec						27,394.00	0.00	0.00	0%	0.00	0%	27,394.00			
			341	Vocational Business															
				000	Districtwide														
					000	Districtwide													
E	01	300	341	000	000	369	422	00	Entry Fees BPA	0.00	0.00	3,450.72	0%	0.00	0%	(3,450.72)			
			000	Districtwide						0.00	0.00	3,450.72	0%	0.00	0%	(3,450.72)			
			628	Perkins Reimbursement															
E	01	300	341	000	628	366	422	00	Travel	5,665.00	0.00	0.00	0%	0.00	0%	5,665.00			
E	01	300	341	000	628	369	422	00	Entry Fees	0.00	0.00	80.00	0%	0.00	0%	(80.00)			
			628	Perkins Reimbursement						5,665.00	0.00	80.00	1%	0.00	1%	5,585.00			
			000	Districtwide						5,665.00	0.00	3,530.72	62%	0.00	62%	2,134.28			
			716	Vocational Business															
				000	Districtwide														
E	01	300	341	716	000	140	422	00	Instructional Sal Voc Bus - N	16,066.00	1,618.88	10,352.09	64%	0.00	64%	5,713.91			
E	01	300	341	716	000	185	422	00	Other Salaries	0.00	0.00	1,312.50	0%	0.00	0%	(1,312.50)			
E	01	300	341	716	000	210	422	00	FICA/Medicare	928.00	93.20	756.30	81%	0.00	81%	171.70			
E	01	300	341	716	000	218	422	00	TRA	1,406.00	141.64	1,020.61	73%	0.00	73%	385.39			
E	01	300	341	716	000	220	422	00	Health Insurance	2,787.00	266.64	1,866.47	67%	0.00	67%	920.53			

Wadena-Deer Creek Schools #2155

Exp Detail All

Period Ending March 31, 2025

Sequence: Fd, Org, Pro, Crs, Fin, O/S

									2025R1				% YTD		Remaining				
									Annual Budget	Period 202509	Year To Date	% YTD	Encumbrances	+ Enc	Balance				
L	Fd	Org	Pro	Crs	Fin	O/S	Class	Sub	Description										
01	General Fund																		
	300	Secondary Services																	
		341	Vocational Business																
			716	Vocational Business															
				000	Districtwide														
E	01	300	341	716	000	230	422	00	Life Ins	26.00	2.50	17.50	67%	0.00	67%	8.50			
				000	Districtwide								21,213.00	2,122.86	15,325.47	72%	0.00	72%	5,887.53
				733	Nonauthorized Transp														
E	01	300	341	716	733	365	422	00	Transp Chargeback	206.00	0.00	0.00	0%	0.00	0%	206.00			
				733	Nonauthorized Transp								206.00	0.00	0.00	0%	0.00	0%	206.00
				814	Vocational Business														
E	01	300	341	716	814	185	422	00	BPA Advisor	0.00	453.74	907.48	0%	0.00	0%	(907.48)			
E	01	300	341	716	814	210	422	00	FICA/Medicare	0.00	34.72	69.44	0%	0.00	0%	(69.44)			
E	01	300	341	716	814	218	422	00	TRA	0.00	39.70	79.40	0%	0.00	0%	(79.40)			
E	01	300	341	716	814	366	422	00	Travel	0.00	0.00	50.00	0%	0.00	0%	(50.00)			
E	01	300	341	716	814	369	422	00	Entry Fees	11,330.00	0.00	1,749.12	15%	0.00	15%	9,580.88			
E	01	300	341	716	814	430	422	00	Instructional Supp	0.00	0.00	106.58	0%	0.00	0%	(106.58)			
E	01	300	341	716	814	433	422	00	Indiv Instr Supp	0.00	0.00	877.97	0%	0.00	0%	(877.97)			
E	01	300	341	716	814	820	422	00	Dues, Memberships, Lic, & F	206.00	0.00	0.00	0%	0.00	0%	206.00			
				814	Vocational Business								11,536.00	528.16	3,839.99	33%	0.00	33%	7,696.01
				716	Vocational Business								32,955.00	2,651.02	19,165.46	58%	0.00	58%	13,789.54
				341	Vocational Business								38,620.00	2,651.02	22,696.18	59%	0.00	59%	15,923.82
				351	Tech Ed Change														
				000	Districtwide														
				000	Districtwide														
E	01	300	351	000	000	140	422	00	Instructional Sal - Tech Ed nc	22,405.00	1,825.44	13,278.08	59%	0.00	59%	9,126.92			
E	01	300	351	000	000	210	422	00	FICA/Medicare	1,670.00	123.11	870.88	52%	0.00	52%	799.12			
E	01	300	351	000	000	218	422	00	TRA	1,960.00	159.72	1,161.89	59%	0.00	59%	798.11			
E	01	300	351	000	000	220	422	00	Health Insurance	2,400.00	200.00	1,400.00	58%	0.00	58%	1,000.00			
E	01	300	351	000	000	230	422	00	Life Ins	23.00	1.88	13.16	57%	0.00	57%	9.84			
E	01	300	351	000	000	250	422	00	Tax Shelt Annuities	375.00	31.24	218.78	58%	0.00	58%	156.22			
E	01	300	351	000	000	350	422	00	Repairs and Maintena	0.00	0.00	235.00	0%	0.00	0%	(235.00)			
				000	Districtwide								28,833.00	2,341.39	17,177.79	60%	0.00	60%	11,655.21
				830	Career Tech Aid														
E	01	300	351	000	830	140	422	00	Instructional Sal	69,215.00	5,476.22	43,833.54	63%	0.00	63%	25,381.46			
E	01	300	351	000	830	210	422	00	FICA/Medicare	5,163.00	369.27	2,906.19	56%	0.00	56%	2,256.81			
E	01	300	351	000	830	218	422	00	TRA	6,056.00	479.18	3,835.41	63%	0.00	63%	2,220.59			

Wadena-Deer Creek Schools #2155

Exp Detail All

Period Ending March 31, 2025

Sequence: Fd, Org, Pro, Crs, Fin, O/S

										2025R1				% YTD		Remaining			
										Annual Budget	Period 202509	Year To Date	% YTD	Encumbrances	+ Enc	Balance			
L	Fd	Org	Pro	Crs	Fin	O/S	Class	Sub	Description										
01	General Fund																		
	300	Secondary Services																	
		351	Tech Ed Change																
			000	Districtwide															
				830	Career Tech Aid														
E 01	300	351	000	830	220		422	00	Health Insurance	7,200.00	600.00	4,200.00	58%	0.00	58%	3,000.00			
E 01	300	351	000	830	230		422	00	Life Ins	68.00	5.62	39.34	58%	0.00	58%	28.66			
E 01	300	351	000	830	250		422	00	Tax Shelt Annuities	1,125.00	93.76	656.22	58%	0.00	58%	468.78			
E 01	300	351	000	830	305		422	00	Professional Services	206.00	0.00	3,559.96	1728%	0.00	1728%	(3,353.96)			
E 01	300	351	000	830	366		422	00	Travel	206.00	0.00	0.00	0%	0.00	0%	206.00			
E 01	300	351	000	830	401		422	00	General Supplies & Expense	0.00	0.00	1,206.35	0%	0.00	0%	(1,206.35)			
E 01	300	351	000	830	433		422	00	Indiv Instr Supp	7,725.00	2,667.18	15,096.10	195%	609.00	203%	(7,980.10)			
				830	Career Tech Aid						96,964.00	9,691.23	75,333.11	78%	609.00	78%	21,021.89		
				000	Districtwide						125,797.00	12,032.62	92,510.90	74%	609.00	74%	32,677.10		
				351	Tech Ed Change						125,797.00	12,032.62	92,510.90	74%	609.00	74%	32,677.10		
				361	Trade & Industrial Education														
					000	Districtwide													
						628	Perkins Reimbursement												
E 01	300	361	000	628	366		422	00	Travel	0.00	0.00	255.00	0%	0.00	0%	(255.00)			
						628	Perkins Reimbursement						0.00	0.00	255.00	0%	0.00	0%	(255.00)
						000	Districtwide						0.00	0.00	255.00	0%	0.00	0%	(255.00)
				361	Trade & Industrial Education						0.00	0.00	255.00	0%	0.00	0%	(255.00)		
				400	General Special Ed.														
					000	Districtwide													
						000	Districtwide												
E 01	300	400	000	000	146		422	00	Substitute Para Salary	6,608.00	0.00	432.40	7%	0.00	7%	6,175.60			
E 01	300	400	000	000	210		422	00	FICA/Medicare	506.00	0.00	32.91	7%	0.00	7%	473.09			
E 01	300	400	000	000	214		422	00	PERA	102.00	0.00	23.50	23%	0.00	23%	78.50			
E 01	300	400	000	000	218		422	00	TRA	0.00	0.00	10.43	0%	0.00	0%	(10.43)			
E 01	300	400	000	000	390		422	00	Sped - Freshw - non-reimbur	12,360.00	0.00	26,581.42	215%	0.00	215%	(14,221.42)			
						000	Districtwide						19,576.00	0.00	27,080.66	138%	0.00	138%	(7,504.66)
						000	Districtwide						19,576.00	0.00	27,080.66	138%	0.00	138%	(7,504.66)
				400	General Special Ed.						19,576.00	0.00	27,080.66	138%	0.00	138%	(7,504.66)		

Wadena-Deer Creek Schools #2155

Exp Detail All

Period Ending March 31, 2025

Sequence: Fd, Org, Pro, Crs, Fin, O/S

										2025R1				% YTD		Remaining			
L	Fd	Org	Pro	Crs	Fin	O/S	Class	Sub	Description	Annual Budget	Period 202509	Year To Date	% YTD	Encumbrances	+ Enc	Balance			
01	General Fund																		
	300	Secondary Services																	
		401	Speech Impaired																
			000	Districtwide															
				740	Spec Ed General														
E	01	300	401	000	740	161	422	00	Certified Ed Asst Salary	2,295.00	702.27	4,656.88	203%	0.00	203%	(2,361.88)			
E	01	300	401	000	740	162	422	00	Child Specific Ed Asst Salary	27,921.00	2,496.49	17,528.57	63%	0.00	63%	10,392.43			
E	01	300	401	000	740	210	422	00	FICA/Medicare	2,229.00	237.45	1,645.53	74%	0.00	74%	583.47			
E	01	300	401	000	740	214	422	00	PERA	2,266.00	239.90	1,663.89	73%	0.00	73%	602.11			
E	01	300	401	000	740	220	422	00	Health Insurance	3,360.00	279.67	1,871.67	56%	0.00	56%	1,488.33			
E	01	300	401	000	740	230	422	00	Life Ins	121.00	11.71	76.96	64%	0.00	64%	44.04			
E	01	300	401	000	740	250	422	00	Tax Shelt Annuities	82.00	9.18	59.57	73%	0.00	73%	22.43			
E	01	300	401	000	740	396	422	00	MN Sch Dist-Salary	41,200.00	0.00	108,014.64	262%	0.00	262%	(66,814.64)			
E	01	300	401	000	740	401	422	00	General Supplies & Expense	0.00	0.00	105.44	0%	0.00	0%	(105.44)			
E	01	300	401	000	740	433	422	00	Indiv Instr Supp	103.00	43.94	43.94	43%	12.15	54%	46.91			
				740	Spec Ed General						79,577.00	4,020.61	135,667.09	170%	12.15	171%	(56,102.24)		
			000	Districtwide						79,577.00	4,020.61	135,667.09	170%	12.15	171%	(56,102.24)			
		401	Speech Impaired						79,577.00	4,020.61	135,667.09	170%	12.15	171%	(56,102.24)				
			402	DCD/Mild-Moderate															
				000	Districtwide														
				740	Spec Ed General														
E	01	300	402	000	740	140	422	00	Instructional Sal	13,337.00	898.70	8,928.79	67%	0.00	67%	4,408.21			
E	01	300	402	000	740	161	422	00	Certified Ed Asst Salary	15,111.00	2,916.01	19,171.21	127%	0.00	127%	(4,060.21)			
E	01	300	402	000	740	162	422	00	Child Specific Ed Asst Salary	100,951.00	11,318.43	75,760.48	75%	0.00	75%	25,190.52			
E	01	300	402	000	740	210	422	00	FICA/Medicare	9,868.00	1,148.69	7,842.87	79%	0.00	79%	2,025.13			
E	01	300	402	000	740	214	422	00	PERA	8,705.00	1,067.60	7,119.86	82%	0.00	82%	1,585.14			
E	01	300	402	000	740	218	422	00	TRA	1,167.00	78.64	781.28	67%	0.00	67%	385.72			
E	01	300	402	000	740	220	422	00	Health Insurance	1,372.00	1,708.32	4,048.36	295%	0.00	295%	(2,676.36)			
E	01	300	402	000	740	230	422	00	Life Ins	385.00	46.78	295.67	77%	0.00	77%	89.33			
E	01	300	402	000	740	250	422	00	Tax Shelt Annuities	559.00	56.18	387.53	69%	0.00	69%	171.47			
E	01	300	402	000	740	369	422	00	Entry Fees	103.00	0.00	0.00	0%	0.00	0%	103.00			
E	01	300	402	000	740	401	422	00	General Supplies & Expense	103.00	0.00	0.00	0%	0.00	0%	103.00			
E	01	300	402	000	740	433	422	00	Indiv Instr Supp	1,545.00	4.00	882.08	57%	255.00	74%	407.92			
				740	Spec Ed General						153,206.00	19,243.35	125,218.13	82%	255.00	82%	27,732.87		
			000	Districtwide						153,206.00	19,243.35	125,218.13	82%	255.00	82%	27,732.87			
		402	DCD/Mild-Moderate						153,206.00	19,243.35	125,218.13	82%	255.00	82%	27,732.87				

Wadena-Deer Creek Schools #2155

Exp Detail All

Period Ending March 31, 2025

Sequence: Fd, Org, Pro, Crs, Fin, O/S

										2025R1				% YTD		Remaining		
L	Fd	Org	Pro	Crs	Fin	O/S	Class	Sub	Description	Annual Budget	Period 202509	Year To Date	% YTD	Encumbrances	+ Enc	Balance		
01	General Fund																	
	300	Secondary Services																
		403	DCD/Severe															
			000	Districtwide														
				740	Spec Ed General													
E 01	300	403	000	740	140		422	00	Instructional Sal	17,357.00	1,446.38	9,814.84	57%	0.00	57%	7,542.16		
E 01	300	403	000	740	162		422	00	Child Specific Ed Asst Salary	106.00	0.00	0.00	0%	0.00	0%	106.00		
E 01	300	403	000	740	174		422	00	Dape Instructors	0.00	0.00	711.60	0%	0.00	0%	(711.60)		
E 01	300	403	000	740	185		422	00	Other Salaries	0.00	0.00	1,552.75	0%	0.00	0%	(1,552.75)		
E 01	300	403	000	740	210		422	00	FICA/Medicare	1,334.00	110.52	923.19	69%	0.00	69%	410.81		
E 01	300	403	000	740	214		422	00	PERA	8.00	0.00	0.00	0%	0.00	0%	8.00		
E 01	300	403	000	740	218		422	00	TRA	1,519.00	126.56	1,056.91	70%	0.00	70%	462.09		
E 01	300	403	000	740	230		422	00	Life Ins	23.00	1.88	12.67	55%	0.00	55%	10.33		
E 01	300	403	000	740	250		422	00	Tax Shelt Annuities	375.00	31.26	212.12	57%	0.00	57%	162.88		
E 01	300	403	000	740	401		422	00	General Supplies & Expense	0.00	0.00	100.58	0%	0.00	0%	(100.58)		
E 01	300	403	000	740	433		422	00	Indiv Instr Supp	1,030.00	6.25	4,256.80	413%	318.87	444%	(3,545.67)		
E 01	300	403	000	740	530		422	00	Equipment	0.00	0.00	0.00	0%	3,310.09	0%	(3,310.09)		
				740	Spec Ed General						21,752.00	1,722.85	18,641.46	86%	3,628.96	102%	(518.42)	
				000	Districtwide						21,752.00	1,722.85	18,641.46	86%	3,628.96	102%	(518.42)	
				403	DCD/Severe						21,752.00	1,722.85	18,641.46	86%	3,628.96	102%	(518.42)	
				404	Physically Impaired													
					000	Districtwide												
					740	Spec Ed General												
E 01	300	404	000	740	533		422	00	Special Ed Cap Ex direct ins	0.00	0.00	157.88	0%	0.00	0%	(157.88)		
				740	Spec Ed General						0.00	0.00	157.88	0%	0.00	0%	(157.88)	
				000	Districtwide						0.00	0.00	157.88	0%	0.00	0%	(157.88)	
				404	Physically Impaired						0.00	0.00	157.88	0%	0.00	0%	(157.88)	
				405	Deaf-Hard of Hearing													
					000	Districtwide												
					740	Spec Ed General												
E 01	300	405	000	740	396		422	00	MN Sch Dist-Salary	1,483.00	0.00	0.00	0%	0.00	0%	1,483.00		
E 01	300	405	000	740	397		422	00	MN Sch Dist-Benefits	371.00	0.00	0.00	0%	0.00	0%	371.00		
				740	Spec Ed General						1,854.00	0.00	0.00	0%	0.00	0%	1,854.00	
				000	Districtwide						1,854.00	0.00	0.00	0%	0.00	0%	1,854.00	
				405	Deaf-Hard of Hearing						1,854.00	0.00	0.00	0%	0.00	0%	1,854.00	

Wadena-Deer Creek Schools #2155

Exp Detail All

Period Ending March 31, 2025

Sequence: Fd, Org, Pro, Crs, Fin, O/S

									2025R1				% YTD		Remaining		
L	Fd	Org	Pro	Crs	Fin	O/S	Class	Sub	Description	Annual Budget	Period 202509	Year To Date	% YTD	Encumbrances	+ Enc	Balance	
01	General Fund																
	300 Secondary Services																
	406 Visually Impaired																
	000 Districtwide																
	740 Spec Ed General																
E 01	300	406	000	740	396		422	00	MN Sch Dist-Salary	2,307.00	0.00	0.00	0%	0.00	0%	2,307.00	
E 01	300	406	000	740	397		422	00	MN Sch Dist-Benefits	577.00	0.00	0.00	0%	0.00	0%	577.00	
	740 Spec Ed General									2,884.00	0.00	0.00	0%	0.00	0%	2,884.00	
	000 Districtwide									2,884.00	0.00	0.00	0%	0.00	0%	2,884.00	
	406 Visually Impaired									2,884.00	0.00	0.00	0%	0.00	0%	2,884.00	
	407 SLD																
	000 Districtwide																
	000 Districtwide																
E 01	300	407	000	000	185		422	00	Other Salaries	537.00	0.00	0.00	0%	0.00	0%	537.00	
E 01	300	407	000	000	210		422	00	FICA/Medicare	41.00	0.00	0.00	0%	0.00	0%	41.00	
E 01	300	407	000	000	218		422	00	TRA	47.00	0.00	0.00	0%	0.00	0%	47.00	
	000 Districtwide									625.00	0.00	0.00	0%	0.00	0%	625.00	
	740 Spec Ed General																
E 01	300	407	000	740	140		422	00	Instructional Sal	156,631.00	12,691.16	90,862.78	58%	0.00	58%	65,768.22	
E 01	300	407	000	740	161		422	00	Certified Ed Asst Salary	43,053.00	3,895.19	27,365.10	64%	0.00	64%	15,687.90	
E 01	300	407	000	740	162		422	00	Child Specific Para	71,854.00	5,494.89	38,271.95	53%	0.00	53%	33,582.05	
E 01	300	407	000	740	185		422	00	Instruction OS reg Schl hrs	318.00	0.00	465.83	146%	0.00	146%	(147.83)	
E 01	300	407	000	740	210		422	00	FICA/Medicare	20,226.00	1,612.09	11,514.66	57%	0.00	57%	8,711.34	
E 01	300	407	000	740	214		422	00	PERA	8,618.00	704.25	4,922.86	57%	0.00	57%	3,695.14	
E 01	300	407	000	740	218		422	00	TRA	13,510.00	1,110.48	7,991.35	59%	0.00	59%	5,518.65	
E 01	300	407	000	740	220		422	00	Health Insurance	33,015.00	2,750.50	19,337.58	59%	0.00	59%	13,677.42	
E 01	300	407	000	740	230		422	00	Life Ins	599.00	51.11	356.06	59%	0.00	59%	242.94	
E 01	300	407	000	740	250		422	00	Tax Shelt Annuities	4,245.00	359.16	2,528.67	60%	0.00	60%	1,716.33	
E 01	300	407	000	740	396		422	00	MN Sch Dist-Salary	3,461.00	0.00	0.00	0%	0.00	0%	3,461.00	
E 01	300	407	000	740	397		422	00	MN Sch Dist-Benefits	865.00	0.00	0.00	0%	0.00	0%	865.00	
E 01	300	407	000	740	401		422	00	General Supplies & Expense	103.00	0.00	0.00	0%	0.00	0%	103.00	
E 01	300	407	000	740	433		422	00	Indiv Instr Supp	258.00	0.00	0.00	0%	0.00	0%	258.00	
	740 Spec Ed General									356,756.00	28,668.83	203,616.84	57%	0.00	57%	153,139.16	
	000 Districtwide									357,381.00	28,668.83	203,616.84	57%	0.00	57%	153,764.16	
	407 SLD									357,381.00	28,668.83	203,616.84	57%	0.00	57%	153,764.16	

Wadena-Deer Creek Schools #2155

Exp Detail All

Period Ending March 31, 2025

Sequence: Fd, Org, Pro, Crs, Fin, O/S

										2025R1				% YTD		Remaining		
L	Fd	Org	Pro	Crs	Fin	O/S	Class	Sub	Description	Annual Budget	Period 202509	Year To Date	% YTD	Encumbrances	+ Enc	Balance		
01	General Fund																	
	300		Secondary Services															
	408		EBD															
	000		Districtwide															
	740		Spec Ed General															
E 01	300	408	000	740	140	422	00		Instructional Sal	82,169.00	6,816.16	47,380.39	58%	0.00	58%	34,788.61		
E 01	300	408	000	740	161	422	00		Certified Ed Asst Salary	20,820.00	1,935.51	13,750.22	66%	0.00	66%	7,069.78		
E 01	300	408	000	740	162	422	00		Child Specific Ed Asst Salary	16,528.00	1,967.45	13,047.08	79%	0.00	79%	3,480.92		
E 01	300	408	000	740	210	422	00		FICA/Medicare	8,927.00	786.13	5,459.77	61%	0.00	61%	3,467.23		
E 01	300	408	000	740	214	422	00		PERA	2,801.00	292.73	2,009.89	72%	0.00	72%	791.11		
E 01	300	408	000	740	218	422	00		TRA	7,190.00	596.43	4,145.76	58%	0.00	58%	3,044.24		
E 01	300	408	000	740	220	422	00		Health Insurance	12,883.00	1,073.01	7,046.84	55%	0.00	55%	5,836.16		
E 01	300	408	000	740	230	422	00		Life Ins	243.00	21.15	144.54	59%	0.00	59%	98.46		
E 01	300	408	000	740	250	422	00		Tax Shelt Annuities	2,403.00	204.45	1,402.96	58%	0.00	58%	1,000.04		
E 01	300	408	000	740	433	422	00		Indiv Instr Supp	155.00	0.00	0.00	0%	0.00	0%	155.00		
	740		Spec Ed General									154,119.00	13,693.02	94,387.45	61%	0.00	61%	59,731.55
	000		Districtwide									154,119.00	13,693.02	94,387.45	61%	0.00	61%	59,731.55
	408		EBD									154,119.00	13,693.02	94,387.45	61%	0.00	61%	59,731.55
	409		Deaf-Blind															
	000		Districtwide															
	740		Spec Ed General															
E 01	300	409	000	740	140	422	00		Instructional Sal	8,678.00	723.18	5,114.04	59%	0.00	59%	3,563.96		
E 01	300	409	000	740	210	422	00		FICA/Medicare	663.00	55.27	390.81	59%	0.00	59%	272.19		
E 01	300	409	000	740	218	422	00		TRA	759.00	63.28	447.49	59%	0.00	59%	311.51		
E 01	300	409	000	740	230	422	00		Life Ins	11.00	0.94	6.65	60%	0.00	60%	4.35		
E 01	300	409	000	740	250	422	00		Tax Shelt Annuities	188.00	15.62	110.46	59%	0.00	59%	77.54		
	740		Spec Ed General									10,299.00	858.29	6,069.45	59%	0.00	59%	4,229.55
	000		Districtwide									10,299.00	858.29	6,069.45	59%	0.00	59%	4,229.55
	409		Deaf-Blind									10,299.00	858.29	6,069.45	59%	0.00	59%	4,229.55
	410		Other Health Disabilities															
	000		Districtwide															
	740		Spec Ed General															
E 01	300	410	000	740	140	422	00		Instructional Sal	88,605.00	7,316.86	50,854.68	57%	0.00	57%	37,750.32		
E 01	300	410	000	740	161	422	00		Certified Ed Asst Salary	18,601.00	1,545.82	10,979.48	59%	0.00	59%	7,621.52		
E 01	300	410	000	740	162	422	00		Child Specific Ed Asst Salary	1,338.00	103.06	705.70	53%	0.00	53%	632.30		
E 01	300	410	000	740	210	422	00		FICA/Medicare	8,123.00	657.53	4,599.60	57%	0.00	57%	3,523.40		
E 01	300	410	000	740	214	422	00		PERA	1,495.00	123.67	876.31	59%	0.00	59%	618.69		

Wadena-Deer Creek Schools #2155

Exp Detail All

Period Ending March 31, 2025

Sequence: Fd, Org, Pro, Crs, Fin, O/S

									2025R1				% YTD		Remaining			
L	Fd	Org	Pro	Crs	Fin	O/S	Class	Sub	Description	Annual Budget	Period 202509	Year To Date	% YTD	Encumbrances	+ Enc	Balance		
01	General Fund																	
	300	Secondary Services																
		410	Other Health Disabilities															
			000	Districtwide														
				740	Spec Ed General													
E	01	300	410	000	740	218	422	00	TRA	7,753.00	640.24	4,449.88	57%	0.00	57%	3,303.12		
E	01	300	410	000	740	220	422	00	Health Insurance	12,113.00	1,008.92	6,982.01	58%	0.00	58%	5,130.99		
E	01	300	410	000	740	230	422	00	Life Ins	186.00	15.50	106.56	57%	0.00	57%	79.44		
E	01	300	410	000	740	250	422	00	Tax Shelt Annuities	2,383.00	202.19	1,388.16	58%	0.00	58%	994.84		
				740	Spec Ed General					140,597.00	11,613.79	80,942.38	58%	0.00	58%	59,654.62		
			000	Districtwide					140,597.00	11,613.79	80,942.38	58%	0.00	58%	59,654.62			
		410	Other Health Disabilities					140,597.00	11,613.79	80,942.38	58%	0.00	58%	59,654.62				
		411	Autistic															
			000	Districtwide														
				740	Spec Ed General													
E	01	300	411	000	740	140	422	00	Instructional Sal	63,798.00	5,214.86	36,743.79	58%	0.00	58%	27,054.21		
E	01	300	411	000	740	161	422	00	Certified Ed Asst Salary	1,668.00	901.88	5,953.74	357%	0.00	357%	(4,285.74)		
E	01	300	411	000	740	162	422	00	Child Specific Ed Asst Salary	43,872.00	4,402.71	30,775.81	70%	0.00	70%	13,096.19		
E	01	300	411	000	740	210	422	00	FICA/Medicare	8,249.00	788.92	5,515.09	67%	0.00	67%	2,733.91		
E	01	300	411	000	740	214	422	00	PERA	3,416.00	397.83	2,754.75	81%	0.00	81%	661.25		
E	01	300	411	000	740	218	422	00	TRA	5,476.00	456.29	3,215.07	59%	0.00	59%	2,260.93		
E	01	300	411	000	740	220	422	00	Health Insurance	9,736.00	811.29	5,574.30	57%	0.00	57%	4,161.70		
E	01	300	411	000	740	230	422	00	Life Ins	208.00	19.89	137.71	66%	0.00	66%	70.29		
E	01	300	411	000	740	250	422	00	Tax Shelt Annuities	1,679.00	151.55	1,043.16	62%	0.00	62%	635.84		
E	01	300	411	000	740	396	422	00	MN Sch Dist-Salary	2,472.00	0.00	0.00	0%	0.00	0%	2,472.00		
E	01	300	411	000	740	397	422	00	MN Sch Dist-Benefits	618.00	0.00	0.00	0%	0.00	0%	618.00		
				740	Spec Ed General					141,192.00	13,145.22	91,713.42	65%	0.00	65%	49,478.58		
			000	Districtwide					141,192.00	13,145.22	91,713.42	65%	0.00	65%	49,478.58			
		411	Autistic					141,192.00	13,145.22	91,713.42	65%	0.00	65%	49,478.58				
		416	Severely Multiply Impaired															
			000	Districtwide														
				740	Spec Ed General													
E	01	300	416	000	740	140	422	00	Instructional Sal	8,678.00	723.20	5,114.19	59%	0.00	59%	3,563.81		
E	01	300	416	000	740	210	422	00	FICA/Medicare	663.00	55.26	390.79	59%	0.00	59%	272.21		
E	01	300	416	000	740	218	422	00	TRA	759.00	63.28	447.49	59%	0.00	59%	311.51		
E	01	300	416	000	740	230	422	00	Life Ins	11.00	0.94	6.65	60%	0.00	60%	4.35		

Wadena-Deer Creek Schools #2155

Exp Detail All

Period Ending March 31, 2025

Sequence: Fd, Org, Pro, Crs, Fin, O/S

									2025R1				% YTD		Remaining
L	Fd Org Pro Crs Fin O/S	Class Sub	Description	Annual Budget	Period 202509	Year To Date	% YTD	Encumbrances	+ Enc	Balance					
01	General Fund														
	300 Secondary Services														
	416 Severely Multiply Impaired														
	000 Districtwide														
	740 Spec Ed General														
E 01	300	416	000	740	250	422	00	Tax Shelt Annuities	188.00	15.62	110.46	59%	0.00	59%	77.54
								740 Spec Ed General	10,299.00	858.30	6,069.58	59%	0.00	59%	4,229.42
								000 Districtwide	10,299.00	858.30	6,069.58	59%	0.00	59%	4,229.42
								416 Severely Multiply Impaired	10,299.00	858.30	6,069.58	59%	0.00	59%	4,229.42
	420 Special Education														
	000 Districtwide														
	000 Districtwide														
E 01	300	420	000	000	394	422	00	Pmts Educ-Other Agcy	412.00	0.00	498.00	121%	0.00	121%	(86.00)
								000 Districtwide	412.00	0.00	498.00	121%	0.00	121%	(86.00)
								740 Spec Ed General							
E 01	300	420	000	740	396	422	00	MN Sch Dist-Salary	45,320.00	0.00	0.00	0%	0.00	0%	45,320.00
E 01	300	420	000	740	397	422	00	MN Sch Dist-Benefits	11,330.00	0.00	0.00	0%	0.00	0%	11,330.00
								740 Spec Ed General	56,650.00	0.00	0.00	0%	0.00	0%	56,650.00
								000 Districtwide	57,062.00	0.00	498.00	1%	0.00	1%	56,564.00
								420 Special Education	57,062.00	0.00	498.00	1%	0.00	1%	56,564.00
	622 Media Center														
	000 Districtwide														
	000 Districtwide														
E 01	300	622	000	000	140	422	00	Instructional Sal	1,228.00	0.00	0.00	0%	0.00	0%	1,228.00
E 01	300	622	000	000	141	422	00	Non Licensed Salary	42,186.00	4,782.02	34,022.38	81%	0.00	81%	8,163.62
E 01	300	622	000	000	210	422	00	FICA/Medicare	3,293.00	363.21	2,567.96	78%	0.00	78%	725.04
E 01	300	622	000	000	214	422	00	PERA	3,164.00	358.65	2,532.74	80%	0.00	80%	631.26
E 01	300	622	000	000	218	422	00	TRA	88.00	0.00	22.09	25%	0.00	25%	65.91
E 01	300	622	000	000	220	422	00	Health Insurance	9,600.00	788.00	6,421.00	67%	0.00	67%	3,179.00
E 01	300	622	000	000	230	422	00	Life Ins	90.00	7.50	63.75	71%	0.00	71%	26.25
E 01	300	622	000	000	401	422	00	General Supplies	1,545.00	48.06	176.84	11%	0.00	11%	1,368.16
E 01	300	622	000	000	470	422	00	Library Books	5,150.00	727.54	4,041.88	78%	1,600.08	110%	(491.96)
E 01	300	622	000	000	489	422	00	Periodicals-Newsp.	1,854.00	0.00	139.88	8%	0.00	8%	1,714.12
								000 Districtwide	68,198.00	7,074.98	49,988.52	73%	1,600.08	76%	16,609.40
								000 Districtwide	68,198.00	7,074.98	49,988.52	73%	1,600.08	76%	16,609.40
								622 Media Center	68,198.00	7,074.98	49,988.52	73%	1,600.08	76%	16,609.40

Wadena-Deer Creek Schools #2155

Exp Detail All

Period Ending March 31, 2025

Sequence: Fd, Org, Pro, Crs, Fin, O/S

										2025R1				% YTD		Remaining	
										Annual Budget	Period 202509	Year To Date	% YTD	Encumbrances	+ Enc	Balance	
L	Fd	Org	Pro	Crs	Fin	O/S	Class	Sub	Description								
01	General Fund																
	300	Secondary Services															
		640	Staff Development														
			000	Districtwide													
				316	Staff Development												
E	01	300	640	000	316	140	403	00	Instructional Sal	6,334.00	125.20	946.16	15%	0.00	15%	5,387.84	
E	01	300	640	000	316	185	403	00	Other Salaries	0.00	0.00	3,226.61	0%	0.00	0%	(3,226.61)	
E	01	300	640	000	316	186	403	00	Extra curr Pay-Non Lic/Cert.	0.00	0.00	2,353.47	0%	0.00	0%	(2,353.47)	
E	01	300	640	000	316	210	403	00	FICA/Medicare	485.00	9.58	469.33	97%	0.00	97%	15.67	
E	01	300	640	000	316	214	403	00	PERA	15.00	9.39	250.98	1673%	0.00	1673%	(235.98)	
E	01	300	640	000	316	218	403	00	TRA	537.00	0.00	278.25	52%	0.00	52%	258.75	
E	01	300	640	000	316	366	403	00	Travel	5,150.00	120.51	2,448.37	48%	0.00	48%	2,701.63	
				316	Staff Development						12,521.00	264.68	9,973.17	80%	0.00	80%	2,547.83
				000	Districtwide						12,521.00	264.68	9,973.17	80%	0.00	80%	2,547.83
				640	Staff Development						12,521.00	264.68	9,973.17	80%	0.00	80%	2,547.83
				710	Guidance/Counseling												
					000	Districtwide											
						000	Districtwide										
E	01	300	710	000	000	140	422	00	Instructional Sal	4,879.00	83.34	2,583.38	53%	0.00	53%	2,295.62	
E	01	300	710	000	000	165	422	00	Counselor	75,469.00	6,289.08	44,023.56	58%	0.00	58%	31,445.44	
E	01	300	710	000	000	185	422	00	Other Salaries Counseling	0.00	0.00	1,180.09	0%	0.00	0%	(1,180.09)	
E	01	300	710	000	000	187	422	00	extended contract pay couns	4,193.00	349.40	2,445.80	58%	0.00	58%	1,747.20	
E	01	300	710	000	000	210	422	00	FICA/Medicare	4,974.00	378.71	2,873.59	58%	0.00	58%	2,100.41	
E	01	300	710	000	000	218	422	00	TRA	7,397.00	588.16	4,395.38	59%	0.00	59%	3,001.62	
E	01	300	710	000	000	220	422	00	Health Insurance	9,600.00	800.00	5,600.00	58%	0.00	58%	4,000.00	
E	01	300	710	000	000	230	422	00	Life Ins	90.00	7.50	52.50	58%	0.00	58%	37.50	
E	01	300	710	000	000	250	422	00	Tax Shelt Annuities	2,500.00	208.34	1,458.38	58%	0.00	58%	1,041.62	
E	01	300	710	000	000	401	422	00	General Supplies & Expense	206.00	0.00	127.28	62%	0.00	62%	78.72	
E	01	300	710	000	000	430	422	00	Instructional Supp	4,120.00	0.00	(103.68)	(3%)	0.00	(3%)	4,223.68	
				000	Districtwide						113,428.00	8,704.53	64,636.28	57%	0.00	57%	48,791.72
				000	Districtwide						113,428.00	8,704.53	64,636.28	57%	0.00	57%	48,791.72
				710	Guidance/Counseling						113,428.00	8,704.53	64,636.28	57%	0.00	57%	48,791.72
				740	Social Worker												
					000	Districtwide											
						000	Districtwide										
E	01	300	740	000	000	156	422	00	School Social Worker	54,077.00	4,574.86	32,901.05	61%	0.00	61%	21,175.95	
E	01	300	740	000	000	210	422	00	FICA/Medicare	4,083.00	337.44	2,431.92	60%	0.00	60%	1,651.08	

Wadena-Deer Creek Schools #2155
Exp Detail All
Period Ending March 31, 2025

Sequence: Fd, Org, Pro, Crs, Fin, O/S

										2025R1				% YTD		Remaining				
L	Fd	Org	Pro	Crs	Fin	O/S	Class	Sub	Description	Annual Budget	Period 202509	Year To Date	% YTD	Encumbrances	+ Enc	Balance				
01	General Fund																			
	300	Secondary Services																		
		740	Social Worker																	
			000	Districtwide																
				000	Districtwide															
E	01	300	740	000	000	218	422	00	TRA	4,732.00	400.30	2,878.84	61%	0.00	61%	1,853.16				
E	01	300	740	000	000	220	422	00	Health Insurance	6,720.00	560.00	3,861.68	57%	0.00	57%	2,858.32				
E	01	300	740	000	000	230	422	00	Life Ins	63.00	5.24	36.42	58%	0.00	58%	26.58				
E	01	300	740	000	000	250	422	00	Tax Shelt Annuities	1,750.00	145.82	1,013.15	58%	0.00	58%	736.85				
E	01	300	740	000	000	401	422	00	General Supp/Exp- SOCIAL	0.00	0.00	41.70	0%	0.00	0%	(41.70)				
				000	Districtwide									71,425.00	6,023.66	43,164.76	60%	0.00	60%	28,260.24
				000	Districtwide									71,425.00	6,023.66	43,164.76	60%	0.00	60%	28,260.24
				740	Social Worker									71,425.00	6,023.66	43,164.76	60%	0.00	60%	28,260.24
		300	Secondary Services									5,476,934.00	494,498.79	3,461,654.18	63%	11,061.13	63%	2,004,218.69		
01	General Fund									16,906,901.00	1,392,133.47	10,869,785.02	64%	91,661.04	65%	5,945,454.94				

Wadena-Deer Creek Schools #2155

Exp Detail All

Period Ending March 31, 2025

Sequence: Fd, Org, Pro, Crs, Fin, O/S

								2025R1				% YTD		Remaining		
L	Fd	Org	Pro	Crs	Fin	O/S	Class Sub	Description	Annual Budget	Period 202509	Year To Date	% YTD	Encumbrances	+ Enc	Balance	
12								Student Activities								
			300					Secondary Services								
				292				Boys/Girls Athletic								
					054			Track								
						301		Student Activities								
E	12	300	292	054	301	401	401	309	Track - Supplies	780.00	0.00	0.00	0%	0.00	0%	780.00
								301 Student Activities	780.00	0.00	0.00	0%	0.00	0%	780.00	
								054 Track	780.00	0.00	0.00	0%	0.00	0%	780.00	
								057 Golf								
						301		Student Activities								
E	12	300	292	057	301	401	401	307	Golf - Supplies	30.00	0.00	0.00	0%	0.00	0%	30.00
								301 Student Activities	30.00	0.00	0.00	0%	0.00	0%	30.00	
								057 Golf	30.00	0.00	0.00	0%	0.00	0%	30.00	
								059 Cross Country								
						301		Student Activities								
E	12	300	292	059	301	369	401	312	Cross Country - Travel / Lodg	0.00	0.00	2,605.81	0%	0.00	0%	(2,605.81)
E	12	300	292	059	301	401	401	312	Cross Country - Supplies	190.00	0.00	462.91	244%	0.00	244%	(272.91)
								301 Student Activities	190.00	0.00	3,068.72	1615%	0.00	1615%	(2,878.72)	
								059 Cross Country	190.00	0.00	3,068.72	1615%	0.00	1615%	(2,878.72)	
								292 Boys/Girls Athletic	1,000.00	0.00	3,068.72	307%	0.00	307%	(2,068.72)	
								294 Boys Athletics								
						051		Football								
						301		Student Activities								
E	12	300	294	051	301	369	401	303	Football - Travel / Lodging	400.00	0.00	0.00	0%	0.00	0%	400.00
E	12	300	294	051	301	401	401	303	Football - Supplies	11,625.00	0.00	6,608.14	57%	0.00	57%	5,016.86
								301 Student Activities	12,025.00	0.00	6,608.14	55%	0.00	55%	5,416.86	
								051 Football	12,025.00	0.00	6,608.14	55%	0.00	55%	5,416.86	
								052 Basketball								
						301		Student Activities								
E	12	300	294	052	301	369	401	304	Boy's Basketball - Travel / Lc	0.00	0.00	519.75	0%	0.00	0%	(519.75)
E	12	300	294	052	301	401	401	304	Boy's Basketball - Supplies	6,010.00	0.00	1,570.43	26%	0.00	26%	4,439.57
								301 Student Activities	6,010.00	0.00	2,090.18	35%	0.00	35%	3,919.82	
								052 Basketball	6,010.00	0.00	2,090.18	35%	0.00	35%	3,919.82	

Wadena-Deer Creek Schools #2155

Exp Detail All

Period Ending March 31, 2025

Sequence: Fd, Org, Pro, Crs, Fin, O/S

								2025R1				% YTD		Remaining								
L	Fd	Org	Pro	Crs	Fin	O/S	Class Sub	Description	Annual Budget	Period 202509	Year To Date	% YTD	Encumbrances	+ Enc	Balance							
12	Student Activities																					
	300	Secondary Services																				
		294	Boys Athletics																			
			053	Baseball																		
				301	Student Activities																	
E	12	300	294	053	301	401	401	311	Youth Football - Supplies	7,120.00	0.00	0.00	0%	0.00	0%	7,120.00						
				301	Student Activities											7,120.00	0.00	0.00	0%	0.00	0%	7,120.00
				053	Baseball											7,120.00	0.00	0.00	0%	0.00	0%	7,120.00
				056	Hockey																	
					301	Student Activities																
E	12	300	294	056	301	335	401	314	Short-Term Lease/Rentals	0.00	0.00	1,600.00	0%	0.00	0%	(1,600.00)						
E	12	300	294	056	301	369	401	314	Boy's Hockey - Travel / Lodg	2,185.00	0.00	2,822.64	129%	0.00	129%	(637.64)						
E	12	300	294	056	301	401	401	314	Boy's Hockey - Supplies	6,785.00	111.76	2,211.76	33%	0.00	33%	4,573.24						
				301	Student Activities											8,970.00	111.76	6,634.40	74%	0.00	74%	2,335.60
				056	Hockey											8,970.00	111.76	6,634.40	74%	0.00	74%	2,335.60
				294	Boys Athletics											34,125.00	111.76	15,332.72	45%	0.00	45%	18,792.28
				296	Girls Athletics																	
					052	Basketball																
						301	Student Activities															
E	12	300	296	052	301	401	401	308	Girl's Basketball - Supplies	5,215.00	0.00	1,300.22	25%	0.00	25%	3,914.78						
E	12	300	296	052	301	820	401	308	Girl's Basketball - Dues / Me	1,680.00	0.00	0.00	0%	0.00	0%	1,680.00						
				301	Student Activities											6,895.00	0.00	1,300.22	19%	0.00	19%	5,594.78
				052	Basketball											6,895.00	0.00	1,300.22	19%	0.00	19%	5,594.78
				055	Volleyball																	
						301	Student Activities															
E	12	300	296	055	301	401	401	301	Volleyball - Supplies	370.00	0.00	0.00	0%	0.00	0%	370.00						
				301	Student Activities											370.00	0.00	0.00	0%	0.00	0%	370.00
				055	Volleyball											370.00	0.00	0.00	0%	0.00	0%	370.00
				060	Tennis																	
						301	Student Activities															
E	12	300	296	060	301	369	401	302	Girl's Tennis - Travel / Lodgir	0.00	0.00	546.98	0%	0.00	0%	(546.98)						
E	12	300	296	060	301	401	401	302	Girl's Tennis - Supplies	2,385.00	0.00	1,671.24	70%	0.00	70%	713.76						
				301	Student Activities											2,385.00	0.00	2,218.22	93%	0.00	93%	166.78
				060	Tennis											2,385.00	0.00	2,218.22	93%	0.00	93%	166.78

Wadena-Deer Creek Schools #2155

Exp Detail All

Period Ending March 31, 2025

Sequence: Fd, Org, Pro, Crs, Fin, O/S

								2025R1				% YTD		Remaining	
L	Fd	Org	Pro	Crs	Fin	O/S	Class Sub	Description	Annual Budget	Period 202509	Year To Date	% YTD	Encumbrances	+ Enc	Balance
12								Student Activities							
			300					Secondary Services							
				296				Girls Athletics							
					061			Softball							
						301		Student Activities							
E 12	300	296	061	301	401	401	313	Softball - Supplies	7,212.00	0.00	0.00	0%	0.00	0%	7,212.00
				301				Student Activities	7,212.00	0.00	0.00	0%	0.00	0%	7,212.00
				061				Softball	7,212.00	0.00	0.00	0%	0.00	0%	7,212.00
			296					Girls Athletics	16,862.00	0.00	3,518.44	21%	0.00	21%	13,343.56
				298				Extracurricular Act							
					000			Districtwide							
						000		Districtwide							
E 12	300	298	000	000	401	422	120	Expenses - School Store	25.00	0.00	0.00	0%	0.00	0%	25.00
E 12	300	298	000	000	899	422	120	Square transaction fee's	0.00	5.03	93.71	0%	0.00	0%	(93.71)
				000				Districtwide	25.00	5.03	93.71	375%	0.00	375%	(68.71)
				000				Districtwide	25.00	5.03	93.71	375%	0.00	375%	(68.71)
					001			Districtwide							
E 12	300	298	001	000	401	422	121	Expenses - Concessions	0.00	26.68	26.68	0%	0.00	0%	(26.68)
				000				Districtwide	0.00	26.68	26.68	0%	0.00	0%	(26.68)
				001					0.00	26.68	26.68	0%	0.00	0%	(26.68)
				104				4th grade							
					301			Student Activities							
E 12	300	298	104	301	369	401	104	4th Grade - Travel / Lodging	1,695.00	0.00	0.00	0%	0.00	0%	1,695.00
E 12	300	298	104	301	401	401	104	4th Grade - Supplies	970.00	0.00	0.00	0%	0.00	0%	970.00
				301				Student Activities	2,665.00	0.00	0.00	0%	0.00	0%	2,665.00
				104				4th grade	2,665.00	0.00	0.00	0%	0.00	0%	2,665.00
				105				5th grade							
					301			Student Activities							
E 12	300	298	105	301	401	401	105	5th Grade - Supplies	164.00	0.00	0.00	0%	0.00	0%	164.00
				301				Student Activities	164.00	0.00	0.00	0%	0.00	0%	164.00
				105				5th grade	164.00	0.00	0.00	0%	0.00	0%	164.00

Wadena-Deer Creek Schools #2155

Exp Detail All

Period Ending March 31, 2025

Sequence: Fd, Org, Pro, Crs, Fin, O/S

								2025R1				% YTD		Remaining	
L	Fd	Org	Pro	Crs	Fin	O/S	Class Sub	Description	Annual Budget	Period 202509	Year To Date	% YTD	Encumbrances	+ Enc	Balance
12	Student Activities														
	300 Secondary Services														
	298 Extracurricular Act														
	106 6th grade														
	301 Student Activities														
E 12	300	298	106	301	401	401	106	6th Grade - Supplies	970.00	0.00	0.00	0%	0.00	0%	970.00
	301 Student Activities								970.00	0.00	0.00	0%	0.00	0%	970.00
	106 6th grade								970.00	0.00	0.00	0%	0.00	0%	970.00
	109 9th grade														
	301 Student Activities														
E 12	300	298	109	301	401	401	109	9th Grade - Supplies	66.00	0.00	0.00	0%	0.00	0%	66.00
	301 Student Activities								66.00	0.00	0.00	0%	0.00	0%	66.00
	109 9th grade								66.00	0.00	0.00	0%	0.00	0%	66.00
	111 Junior Class														
	301 Student Activities														
E 12	300	298	111	301	305	401	111	Junior Class - Professional S	0.00	0.00	49.50	0%	0.00	0%	(49.50)
E 12	300	298	111	301	401	401	111	Junior Class - Supplies	325.00	0.00	251.60	77%	0.00	77%	73.40
	301 Student Activities								325.00	0.00	301.10	93%	0.00	93%	23.90
	111 Junior Class								325.00	0.00	301.10	93%	0.00	93%	23.90
	112 Senior Class														
	301 Student Activities														
E 12	300	298	112	301	369	401	112	Senior Class - Travel / Lodgii	0.00	1,990.00	1,990.00	0%	0.00	0%	(1,990.00)
E 12	300	298	112	301	401	401	112	Senior Class - Supplies	425.00	0.00	680.00	160%	0.00	160%	(255.00)
	301 Student Activities								425.00	1,990.00	2,670.00	628%	0.00	628%	(2,245.00)
	112 Senior Class								425.00	1,990.00	2,670.00	628%	0.00	628%	(2,245.00)
	201 Instrumental Music														
	301 Student Activities														
E 12	300	298	201	301	820	401	201	Advisory - Dues / Member / F	75.00	0.00	0.00	0%	0.00	0%	75.00
	301 Student Activities								75.00	0.00	0.00	0%	0.00	0%	75.00
	201 Instrumental Music								75.00	0.00	0.00	0%	0.00	0%	75.00
	202 7 & 8 Band														
	301 Student Activities														
E 12	300	298	202	301	305	401	202	Student Council - Profession	0.00	0.00	2,125.00	0%	0.00	0%	(2,125.00)
E 12	300	298	202	301	369	401	202	Student Council - Travel / Lo	0.00	0.00	1,134.00	0%	0.00	0%	(1,134.00)

Wadena-Deer Creek Schools #2155

Exp Detail All

Period Ending March 31, 2025

Sequence: Fd, Org, Pro, Crs, Fin, O/S

								2025R1					% YTD	Remaining		
L	Fd	Org	Pro	Crs	Fin	O/S	Class Sub	Description	Annual Budget	Period 202509	Year To Date	% YTD	Encumbrances	+ Enc	Balance	
12	Student Activities															
	300	Secondary Services														
		298	Extracurricular Act													
			202	7 & 8 Band												
				301	Student Activities											
E 12	300	298	202	301	401	401	202	Student Council - Supplies	6,020.00	0.00	2,992.80	50%	0.00	50%	3,027.20	
				301	Student Activities					6,020.00	0.00	6,251.80	104%	0.00	104%	(231.80)
				202	7 & 8 Band					6,020.00	0.00	6,251.80	104%	0.00	104%	(231.80)
				203	Love & Logic											
				301	Student Activities											
E 12	300	298	203	301	401	401	203	Yearbook - Supplies	1,824.00	0.00	2,531.23	139%	0.00	139%	(707.23)	
				301	Student Activities					1,824.00	0.00	2,531.23	139%	0.00	139%	(707.23)
				203	Love & Logic					1,824.00	0.00	2,531.23	139%	0.00	139%	(707.23)
				204	Jazz											
				301	Student Activities											
E 12	300	298	204	301	369	401	204	HS Music - Travel / Lodging	41,920.00	0.00	0.00	0%	0.00	0%	41,920.00	
E 12	300	298	204	301	401	401	204	HS Music - Supplies	27,850.00	0.00	2,631.06	9%	0.00	9%	25,218.94	
				301	Student Activities					69,770.00	0.00	2,631.06	4%	0.00	4%	67,138.94
				204	Jazz					69,770.00	0.00	2,631.06	4%	0.00	4%	67,138.94
				205	WDC Fishing											
				301	Student Activities											
E 12	300	298	205	301	369	401	205	WDC Fishing Team - Travel /	0.00	0.00	535.54	0%	0.00	0%	(535.54)	
E 12	300	298	205	301	401	401	205	WDC Fishing Team - Supplie	2,420.00	0.00	0.00	0%	0.00	0%	2,420.00	
				301	Student Activities					2,420.00	0.00	535.54	22%	0.00	22%	1,884.46
				205	WDC Fishing					2,420.00	0.00	535.54	22%	0.00	22%	1,884.46
				206	yearbook											
				301	Student Activities											
E 12	300	298	206	301	401	401	206	Drama Club - Supplies	4,268.00	0.00	1,814.25	43%	62.94	44%	2,390.81	
				301	Student Activities					4,268.00	0.00	1,814.25	43%	62.94	44%	2,390.81
				206	yearbook					4,268.00	0.00	1,814.25	43%	62.94	44%	2,390.81
				207	Trap Team											
				301	Student Activities											
E 12	300	298	207	301	401	401	207	Trap Team - Supplies	2,500.00	0.00	0.00	0%	0.00	0%	2,500.00	
				301	Student Activities					2,500.00	0.00	0.00	0%	0.00	0%	2,500.00
				207	Trap Team					2,500.00	0.00	0.00	0%	0.00	0%	2,500.00

Wadena-Deer Creek Schools #2155

Exp Detail All

Period Ending March 31, 2025

Sequence: Fd, Org, Pro, Crs, Fin, O/S

										2025R1				% YTD	Remaining	
L	Fd	Org	Pro	Crs	Fin	O/S	Class	Sub	Description	Annual Budget	Period 202509	Year To Date	% YTD	Encumbrances	+ Enc	Balance
12	Student Activities															
	300 Secondary Services															
	298 Extracurricular Act															
	208 FCCLA															
	301 Student Activities															
E	12	300	298	208	301	369	401	208	FCCLA - Travel / Lodging	250.00	105.80	5,311.76	2125%	0.00	2125%	(5,061.76)
E	12	300	298	208	301	401	401	208	FCCLA - Supplies	2,600.00	97.92	288.49	11%	0.00	11%	2,311.51
E	12	300	298	208	301	820	401	208	FCCLA - Dues / Member / Fee	75.00	0.00	0.00	0%	0.00	0%	75.00
									301 Student Activities	2,925.00	203.72	5,600.25	191%	0.00	191%	(2,675.25)
									208 FCCLA	2,925.00	203.72	5,600.25	191%	0.00	191%	(2,675.25)
	209 BPA															
	301 Student Activities															
E	12	300	298	209	301	369	401	209	BPA - Travel / Lodging	9,000.00	0.00	210.00	2%	0.00	2%	8,790.00
E	12	300	298	209	301	401	401	209	BPA - Supplies	5,000.00	0.00	241.51	5%	0.00	5%	4,758.49
E	12	300	298	209	301	820	401	209	BPA - Dues / Member / Fee's	940.00	0.00	0.00	0%	0.00	0%	940.00
									301 Student Activities	14,940.00	0.00	451.51	3%	0.00	3%	14,488.49
									209 BPA	14,940.00	0.00	451.51	3%	0.00	3%	14,488.49
	210 Special Education															
	301 Student Activities															
E	12	300	298	210	301	401	401	210	NHS Day of Caring - Supplies	580.00	0.00	69.95	12%	0.00	12%	510.05
									301 Student Activities	580.00	0.00	69.95	12%	0.00	12%	510.05
									210 Special Education	580.00	0.00	69.95	12%	0.00	12%	510.05
	211 Letterwinners															
	301 Student Activities															
E	12	300	298	211	301	401	401	211	Letterwinners - Supplies	3,700.00	888.89	2,468.14	67%	0.00	67%	1,231.86
									301 Student Activities	3,700.00	888.89	2,468.14	67%	0.00	67%	1,231.86
									211 Letterwinners	3,700.00	888.89	2,468.14	67%	0.00	67%	1,231.86
	213 NHS															
	301 Student Activities															
E	12	300	298	213	301	401	401	213	NHS - Supplies	1,985.00	127.88	1,517.03	76%	0.00	76%	467.97
E	12	300	298	213	301	899	401	213	NHS - Miscellaneous	0.00	0.00	831.00	0%	0.00	0%	(831.00)
									301 Student Activities	1,985.00	127.88	2,348.03	118%	0.00	118%	(363.03)
									213 NHS	1,985.00	127.88	2,348.03	118%	0.00	118%	(363.03)
	214 Prom															
	301 Student Activities															
E	12	300	298	214	301	305	401	214	Prom - Professional Serv	0.00	0.00	2,558.25	0%	0.00	0%	(2,558.25)

Wadena-Deer Creek Schools #2155

Exp Detail All

Period Ending March 31, 2025

Sequence: Fd, Org, Pro, Crs, Fin, O/S

								2025R1				% YTD		Remaining	
L	Fd	Org	Pro	Crs	Fin	O/S	Class Sub	Description	Annual Budget	Period 202509	Year To Date	% YTD	Encumbrances	+ Enc	Balance
12	Student Activities														
	300 Secondary Services														
	298 Extracurricular Act														
	214 Prom														
	301 Student Activities														
E 12 300 298 214 301 401 401 214	Prom - Supplies							1,570.00	223.67	1,892.66	121%	1,659.16	226%	(1,981.82)	
	301 Student Activities							1,570.00	223.67	4,450.91	283%	1,659.16	389%	(4,540.07)	
	214 Prom							1,570.00	223.67	4,450.91	283%	1,659.16	389%	(4,540.07)	
	215 Knowledge Bowl														
	301 Student Activities														
E 12 300 298 215 301 401 401 215	Knowledge Bowl - Supplies							256.00	0.00	0.00	0%	0.00	0%	256.00	
	301 Student Activities							256.00	0.00	0.00	0%	0.00	0%	256.00	
	215 Knowledge Bowl							256.00	0.00	0.00	0%	0.00	0%	256.00	
	216 LEO														
	301 Student Activities														
E 12 300 298 216 301 401 401 216	LEO Club - Supplies							125.00	0.00	0.00	0%	0.00	0%	125.00	
	301 Student Activities							125.00	0.00	0.00	0%	0.00	0%	125.00	
	216 LEO							125.00	0.00	0.00	0%	0.00	0%	125.00	
	217 Robotics														
	301 Student Activities														
E 12 300 298 217 301 401 401 217	Robotics - Supplies							115.00	0.00	0.00	0%	0.00	0%	115.00	
	301 Student Activities							115.00	0.00	0.00	0%	0.00	0%	115.00	
	217 Robotics							115.00	0.00	0.00	0%	0.00	0%	115.00	
	218 FFA														
	301 Student Activities														
E 12 300 298 218 301 369 401 218	FFA - Travel / Lodging							415.00	561.81	1,515.91	365%	0.00	365%	(1,100.91)	
E 12 300 298 218 301 401 401 218	FFA - Supplies							3,770.00	668.59	2,327.33	62%	0.00	62%	1,442.67	
E 12 300 298 218 301 820 401 218	FFA - Dues / Member / Fee's							270.00	0.00	0.00	0%	0.00	0%	270.00	
	301 Student Activities							4,455.00	1,230.40	3,843.24	86%	0.00	86%	611.76	
	218 FFA							4,455.00	1,230.40	3,843.24	86%	0.00	86%	611.76	
	219 Explorers														
	301 Student Activities														
E 12 300 298 219 301 401 401 219	Supplies - Explorers							705.00	0.00	0.00	0%	0.00	0%	705.00	
	301 Student Activities							705.00	0.00	0.00	0%	0.00	0%	705.00	
	219 Explorers							705.00	0.00	0.00	0%	0.00	0%	705.00	

Wadena-Deer Creek Schools #2155
Exp Detail All
Period Ending March 31, 2025

Sequence: Fd, Org, Pro, Crs, Fin, O/S

										2025R1				% YTD		Remaining
L	Fd	Org	Pro	Crs	Fin	O/S	Class	Sub	Description	Annual Budget	Period 202509	Year To Date	% YTD	Encumbrances	+ Enc	Balance
12	Student Activities															
	300 Secondary Services															
	298 Extracurricular Act															
	305 Cheerleading															
	301 Student Activities															
E 12	300	298	305	301	369	401	401	305	Cheerleading - Travel / Lodgi	0.00	0.00	165.00	0%	0.00	0%	(165.00)
E 12	300	298	305	301	401	401	401	305	Cheerleading - Supplies	1,651.00	108.81	1,623.69	98%	0.00	98%	27.31
	301 Student Activities									1,651.00	108.81	1,788.69	108%	0.00	108%	(137.69)
	305 Cheerleading									1,651.00	108.81	1,788.69	108%	0.00	108%	(137.69)
	310 Danceline															
	301 Student Activities															
E 12	300	298	310	301	369	401	401	310	Danceline - Travel / Lodging	0.00	0.00	44,302.14	0%	0.00	0%	(44,302.14)
E 12	300	298	310	301	401	401	401	310	Danceline - Supplies	7,815.00	236.50	236.50	3%	0.00	3%	7,578.50
	301 Student Activities									7,815.00	236.50	44,538.64	570%	0.00	570%	(36,723.64)
	310 Danceline									7,815.00	236.50	44,538.64	570%	0.00	570%	(36,723.64)
	298 Extracurricular Act									132,339.00	5,041.58	82,414.73	62%	1,722.10	64%	48,202.17
	300 Secondary Services									184,326.00	5,153.34	104,334.61	57%	1,722.10	58%	78,269.29
12	Student Activities									184,326.00	5,153.34	104,334.61	57%	1,722.10	58%	78,269.29
	Report Totals:									17,091,227.00	1,397,286.81	10,974,119.63	64%	93,383.14	65%	6,023,724.23

Wadena-Deer Creek Schools #2155

Exp Detail All

Period Ending March 31, 2025

Sequence: Fd, Org, Pro, Crs, Fin, O/S

										2025R1				% YTD		Remaining
L	Fd	Org	Pro	Crs	Fin	O/S	Class	Sub	Description	Annual Budget	Period 202509	Year To Date	% YTD	Encumbrances	+ Enc	Balance
01	General Fund															
	000 Districtwide															
	000 Districtwide Revenue															
	000 Districtwide															
	000 Districtwide															
R 01	000	000	000	000	000	001	422	00	Levies	(1,234,217.00)	0.00	0.00	0%	0.00	0%	(1,234,217.00)
R 01	000	000	000	000	000	004	422	00	Tax Increment Financing	(5,500.00)	(4,321.33)	(4,321.33)	79%	0.00	79%	(1,178.67)
R 01	000	000	000	000	000	010	422	00	County Apportionment	0.00	0.00	(12,223.81)	0%	0.00	0%	12,223.81
R 01	000	000	000	000	000	019	422	00	Misc Local Taxes	(150.00)	0.00	(111.75)	75%	0.00	75%	(38.25)
R 01	000	000	000	000	000	021	422	00	MN Sch Dist-Educ.	(25,000.00)	0.00	(3,762.66)	15%	0.00	15%	(21,237.34)
R 01	000	000	000	000	000	022	422	00	MN Sch Dist-Spec Ed	(7,500.00)	0.00	(3,170.15)	42%	0.00	42%	(4,329.85)
R 01	000	000	000	000	000	050	422	00	Fees from Patrons	0.00	0.00	(10.00)	0%	0.00	0%	10.00
R 01	000	000	000	000	000	092	422	00	Earnings-Investment	(85,000.00)	(8,019.98)	(70,888.71)	83%	0.00	83%	(14,111.29)
R 01	000	000	000	000	000	093	422	00	Rent-Sch Facilities	(10,000.00)	(588.75)	(8,810.58)	88%	0.00	88%	(1,189.42)
R 01	000	000	000	000	000	096	422	00	Gifts Bequests	(20,000.00)	(5,672.38)	(5,677.38)	28%	0.00	28%	(14,322.62)
R 01	000	000	000	000	000	099	422	00	Misc Local Revenue	(10,000.00)	(3,171.87)	(5,560.21)	56%	0.00	56%	(4,439.79)
R 01	000	000	000	000	000	201	422	00	Endowment Fund	(67,749.00)	(38,137.82)	(75,881.03)	112%	0.00	112%	8,132.03
R 01	000	000	000	000	000	211	422	00	General Educ Aid	(9,255,126.00)	(1,226,022.11)	(7,443,359.84)	80%	0.00	80%	(1,811,766.16)
R 01	000	000	000	000	000	213	422	00	Shared Time	(11,736.00)	0.00	(356.90)	3%	0.00	3%	(11,379.10)
R 01	000	000	000	000	000	227	422	00	Abatement Aid	0.00	0.00	(46.57)	0%	0.00	0%	46.57
R 01	000	000	000	000	000	229	422	00	Disparity Aid	(7,564.00)	0.00	(7,945.56)	105%	0.00	105%	381.56
R 01	000	000	000	000	000	234	422	00	HMVCr/AgMVCr	(10,955.00)	0.00	(11,500.86)	105%	0.00	105%	545.86
R 01	000	000	000	000	000	370	422	00	Misc Rev thru SDE	(10,000.00)	0.00	(1,224.00)	12%	0.00	12%	(8,776.00)
R 01	000	000	000	000	000	624	422	00	Sales of Equipment	(4,000.00)	0.00	(3,825.00)	96%	0.00	96%	(175.00)
R 01	000	000	000	000	000	625	422	00	Insurance Recovery	(34,000.00)	0.00	(33,310.86)	98%	0.00	98%	(689.14)
							000	Districtwide		(10,798,497.00)	(1,285,934.24)	(7,691,987.20)	71%	0.00	71%	(3,106,509.80)
							311	Telecom Access Costs								
R 01	000	000	000	000	311	099	422	00	Misc Lcl Rev - E-rate	(32,000.00)	0.00	0.00	0%	0.00	0%	(32,000.00)
R 01	000	000	000	000	311	300	422	00	Equity in Telecom Access	(2,200.00)	0.00	0.00	0%	0.00	0%	(2,200.00)
							311	Telecom Access Costs		(34,200.00)	0.00	0.00	0%	0.00	0%	(34,200.00)
							312	Literacy Incentive Aid								
R 01	000	000	000	000	312	300	412	00	Literacy Incentive Aid	(49,136.00)	0.00	(44,222.09)	90%	0.00	90%	(4,913.91)
							312	Literacy Incentive Aid		(49,136.00)	0.00	(44,222.09)	90%	0.00	90%	(4,913.91)
							316	Staff Development								
R 01	000	000	000	000	316	211	403	00	Staff Dev Gen Ed Aid	(174,395.00)	0.00	0.00	0%	0.00	0%	(174,395.00)
							316	Staff Development		(174,395.00)	0.00	0.00	0%	0.00	0%	(174,395.00)

Wadena-Deer Creek Schools #2155

Exp Detail All

Period Ending March 31, 2025

Sequence: Fd, Org, Pro, Crs, Fin, O/S

										2025R1				% YTD		Remaining
L	Fd	Org	Pro	Crs	Fin	O/S	Class	Sub	Description	Annual Budget	Period 202509	Year To Date	% YTD	Encumbrances	+ Enc	Balance
01	General Fund															
	000 Districtwide															
	000 Districtwide Revenue															
	000 Districtwide															
	317 Compensatory															
R	01	000	000	000	317	211	441	00	Basic Skills Gen Ed Aid	(1,366,222.00)	0.00	0.00	0%	0.00	0%	(1,366,222.00)
R	01	000	000	000	317	300	441	00	English Learner Cross Subsi	(483.00)	0.00	0.00	0%	0.00	0%	(483.00)
					317		Compensatory			(1,366,705.00)	0.00	0.00	0%	0.00	0%	(1,366,705.00)
	319 Teacher Dev & Eval															
R	01	000	000	000	319	300	422	00	State Aids-Grants	0.00	(2,500.00)	(2,500.00)	0%	0.00	0%	2,500.00
					319		Teacher Dev & Eval			0.00	(2,500.00)	(2,500.00)	0%	0.00	0%	2,500.00
	330 Learning & Developm															
R	01	000	000	000	330	211	428	00	Lrng & Dev Gen Ed Aid	(243,173.00)	0.00	0.00	0%	0.00	0%	(243,173.00)
					330		Learning & Developm			(243,173.00)	0.00	0.00	0%	0.00	0%	(243,173.00)
	342 Safe Schools - Crime Levy															
R	01	000	000	000	342	001	449	00	Safe Schools Levy	(45,859.00)	0.00	0.00	0%	0.00	0%	(45,859.00)
					342		Safe Schools - Crime Levy			(45,859.00)	0.00	0.00	0%	0.00	0%	(45,859.00)
	343 School Library Aid															
R	01	000	000	000	343	300	443	00	School Library Aid	(39,150.00)	0.00	(36,000.00)	92%	0.00	92%	(3,150.00)
					343		School Library Aid			(39,150.00)	0.00	(36,000.00)	92%	0.00	92%	(3,150.00)
	356 Read Act Literacy Aid															
R	01	000	000	000	356	300	456	00	Read Act Literacy Aid	(44,413.00)	0.00	(26,647.97)	60%	0.00	60%	(17,765.03)
					356		Read Act Literacy Aid			(44,413.00)	0.00	(26,647.97)	60%	0.00	60%	(17,765.03)
	357 Tchr Comp - Read Act															
R	01	000	000	000	357	300	457	00	Tchr Comp - Read Act	(40,099.00)	0.00	(40,098.72)	100%	0.00	100%	(0.28)
					357		Tchr Comp - Read Act			(40,099.00)	0.00	(40,098.72)	100%	0.00	100%	(0.28)
	373 Student Support Personnel															
R	01	000	000	000	373	300	422	00	Student Support Personnel	(38,700.00)	0.00	(36,000.00)	93%	0.00	93%	(2,700.00)
					373		Student Support Personnel			(38,700.00)	0.00	(36,000.00)	93%	0.00	93%	(2,700.00)
	374 Student Supp Prsnl-C&I															
R	01	000	000	000	374	300	422	00	Student Support Coop	(40,000.00)	0.00	(36,000.00)	90%	0.00	90%	(4,000.00)
					374		Student Supp Prsnl-C&I			(40,000.00)	0.00	(36,000.00)	90%	0.00	90%	(4,000.00)
	388 Gifted & Talented															
R	01	000	000	000	388	211	438	00	Gifted & Talented Gen Ed Aic	(15,569.00)	0.00	0.00	0%	0.00	0%	(15,569.00)
					388		Gifted & Talented			(15,569.00)	0.00	0.00	0%	0.00	0%	(15,569.00)

Wadena-Deer Creek Schools #2155

Exp Detail All

Period Ending March 31, 2025

Sequence: Fd, Org, Pro, Crs, Fin, O/S

										2025R1				% YTD		Remaining	
L	Fd	Org	Pro	Crs	Fin	O/S	Class	Sub	Description	Annual Budget	Period 202509	Year To Date	% YTD	Encumbrances	+ Enc	Balance	
01	General Fund																
	000	Districtwide															
	000	Districtwide Revenue															
	000	Districtwide															
	414	Title II - Improving Tchr Qual															
R 01	000	000	000	000	414	400	422	00	Title II - CFDA 84.367	(52,115.00)	0.00	(45,734.99)	88%	0.00	88%	(6,380.01)	
					414				Title II - Improving Tchr Qual	(52,115.00)	0.00	(45,734.99)	88%	0.00	88%	(6,380.01)	
	433	Title IV-PtA Stdnt Supp&Acad															
R 01	000	000	000	000	433	400	422	00	Title IV - CFDA 84.424	(27,813.00)	0.00	(1,405.69)	5%	0.00	5%	(26,407.31)	
					433				Title IV-PtA Stdnt Supp&Acad	(27,813.00)	0.00	(1,405.69)	5%	0.00	5%	(26,407.31)	
	619	Federal Special Ed															
R 01	000	000	000	000	619	405	422	00	Fed aid through otr state / lo	(43,329.00)	0.00	0.00	0%	0.00	0%	(43,329.00)	
					619				Federal Special Ed	(43,329.00)	0.00	0.00	0%	0.00	0%	(43,329.00)	
	740	Spec Ed General															
R 01	000	000	000	000	740	360	422	00	Special Ed-General	(1,880,000.00)	(334,724.78)	(1,380,431.27)	73%	0.00	73%	(499,568.73)	
					740				Spec Ed General	(1,880,000.00)	(334,724.78)	(1,380,431.27)	73%	0.00	73%	(499,568.73)	
	830	Career Tech Aid															
R 01	000	000	000	000	830	001	422	00	CTE Levy	(49,310.00)	0.00	0.00	0%	0.00	0%	(49,310.00)	
R 01	000	000	000	000	830	300	422	00	CTE - State Aids	(23,739.00)	0.00	(13,769.95)	58%	0.00	58%	(9,969.05)	
					830				Career Tech Aid	(73,049.00)	0.00	(13,769.95)	19%	0.00	19%	(59,279.05)	
	000	Districtwide									(15,006,202.00)	(1,623,159.02)	(9,354,797.88)	62%	0.00	62%	(5,651,404.12)
	001																
	000	Districtwide															
R 01	000	000	000	001	000	369	422	00	HRLY Worker Unemployem	(132,143.00)	0.00	(132,143.22)	100%	0.00	100%	0.22	
					000				Districtwide	(132,143.00)	0.00	(132,143.22)	100%	0.00	100%	0.22	
	740	Spec Ed General															
R 01	000	000	000	001	740	360	422	00	Special Ed Cross Subsidy Ai	(620,000.00)	0.00	0.00	0%	0.00	0%	(620,000.00)	
					740				Spec Ed General	(620,000.00)	0.00	0.00	0%	0.00	0%	(620,000.00)	
	001										(752,143.00)	0.00	(132,143.22)	18%	0.00	18%	(619,999.78)
	000	Districtwide Revenue									(15,758,345.00)	(1,623,159.02)	(9,486,941.10)	60%	0.00	60%	(6,271,403.90)

Wadena-Deer Creek Schools #2155

Exp Detail All

Period Ending March 31, 2025

Sequence: Fd, Org, Pro, Crs, Fin, O/S

										2025R1				% YTD		Remaining				
										Annual Budget	Period 202509	Year To Date	% YTD	Encumbrances	+ Enc	Balance				
L	Fd	Org	Pro	Crs	Fin	O/S	Class	Sub	Description											
01	General Fund																			
	000	Districtwide																		
		865	Long Term facility Maintenance																	
			000	Districtwide																
				000	Districtwide															
R	01	000	865	000	000	001	467	00	LTFM Levy	(248,936.00)	0.00	0.00	0%	0.00	0%	(248,936.00)				
				000	Districtwide									(248,936.00)	0.00	0.00	0%	0.00	0%	(248,936.00)
				000	Districtwide									(248,936.00)	0.00	0.00	0%	0.00	0%	(248,936.00)
			865	Long Term facility Maintenance									(248,936.00)	0.00	0.00	0%	0.00	0%	(248,936.00)	
		000	Districtwide									(16,007,281.00)	(1,623,159.02)	(9,486,941.10)	59%	0.00	59%	(6,520,339.90)		
		005	District Wide																	
			000	Districtwide Revenue																
				014	4th Prior Year Fed Awards															
					160	ESSER III formula allocation														
R	01	005	000	014	160	400	422	00	ESSER III - 4th year award \$	(19,000.00)	0.00	(18,979.94)	100%	0.00	100%	(20.06)				
				160	ESSER III formula allocation									(19,000.00)	0.00	(18,979.94)	100%	0.00	100%	(20.06)
				014	4th Prior Year Fed Awards									(19,000.00)	0.00	(18,979.94)	100%	0.00	100%	(20.06)
		000	Districtwide Revenue									(19,000.00)	0.00	(18,979.94)	100%	0.00	100%	(20.06)		
		105	Gen Admin Support																	
			001																	
				000	Districtwide															
R	01	005	105	001	000	096	464	005	Donations - Wellness Comm	0.00	(5,100.00)	(5,100.00)	0%	0.00	0%	5,100.00				
				000	Districtwide									0.00	(5,100.00)	(5,100.00)	0%	0.00	0%	5,100.00
				001										0.00	(5,100.00)	(5,100.00)	0%	0.00	0%	5,100.00
		105	Gen Admin Support									0.00	(5,100.00)	(5,100.00)	0%	0.00	0%	5,100.00		
		211	Secondary Education																	
			000	Districtwide																
				000	Districtwide															
R	01	005	211	000	000	397	422	00	GASB 68 - St Pension aid	103,000.00	0.00	0.00	0%	0.00	0%	103,000.00				
				000	Districtwide									103,000.00	0.00	0.00	0%	0.00	0%	103,000.00
				000	Districtwide									103,000.00	0.00	0.00	0%	0.00	0%	103,000.00
		211	Secondary Education									103,000.00	0.00	0.00	0%	0.00	0%	103,000.00		

Wadena-Deer Creek Schools #2155

Exp Detail All

Period Ending March 31, 2025

Sequence: Fd, Org, Pro, Crs, Fin, O/S

								2025R1				% YTD		Remaining		
L	Fd	Org	Pro	Crs	Fin	O/S	Class Sub	Description	Annual Budget	Period 202509	Year To Date	% YTD	Encumbrances	+ Enc	Balance	
01	General Fund															
	005	District Wide														
		219	Limited English Prof													
			000	Districtwide												
				339	English Learner											
R	01	005	219	000	339	211	439	00	English Learner - Gen Ed	0.00	(408.01)	(408.01)	0%	0.00	0%	408.01
				339	English Learner					0.00	(408.01)	(408.01)	0%	0.00	0%	408.01
			000	Districtwide						0.00	(408.01)	(408.01)	0%	0.00	0%	408.01
		219	Limited English Prof							0.00	(408.01)	(408.01)	0%	0.00	0%	408.01
		401	Speech Impaired													
			000	Districtwide												
				000	Districtwide											
R	01	005	401	000	000	071	472	00	Medical Assistance	(15,000.00)	0.00	(10,382.11)	69%	0.00	69%	(4,617.89)
			000	Districtwide						(15,000.00)	0.00	(10,382.11)	69%	0.00	69%	(4,617.89)
			740	Spec Ed General												
R	01	005	401	000	740	071	472	00	Medical Assistance	(35,000.00)	0.00	(25,674.93)	73%	0.00	73%	(9,325.07)
			740	Spec Ed General						(35,000.00)	0.00	(25,674.93)	73%	0.00	73%	(9,325.07)
		000	Districtwide							(50,000.00)	0.00	(36,057.04)	72%	0.00	72%	(13,942.96)
	401	Speech Impaired								(50,000.00)	0.00	(36,057.04)	72%	0.00	72%	(13,942.96)
	420	Special Education														
		000	Districtwide													
			000	Districtwide												
R	01	005	420	000	000	071	472	00	Medical Assistance	(100,000.00)	0.00	(62,718.22)	63%	0.00	63%	(37,281.78)
			000	Districtwide						(100,000.00)	0.00	(62,718.22)	63%	0.00	63%	(37,281.78)
		000	Districtwide							(100,000.00)	0.00	(62,718.22)	63%	0.00	63%	(37,281.78)
	420	Special Education								(100,000.00)	0.00	(62,718.22)	63%	0.00	63%	(37,281.78)
	630	Technology support revenues														
		000	Districtwide													
			000	Districtwide												
R	01	005	630	000	000	050	422	00	Tech Fee-	0.00	0.00	300.00	0%	0.00	0%	(300.00)
R	01	005	630	000	000	096	422	00	IT donations	(100.00)	0.00	(300.00)	300%	0.00	300%	200.00
R	01	005	630	000	000	624	422	00	Sales of Equipment	(2,000.00)	0.00	(1,796.20)	90%	0.00	90%	(203.80)
		000	Districtwide							(2,100.00)	0.00	(1,796.20)	86%	0.00	86%	(303.80)
	000	Districtwide								(2,100.00)	0.00	(1,796.20)	86%	0.00	86%	(303.80)

Wadena-Deer Creek Schools #2155

Exp Detail All

Period Ending March 31, 2025

Sequence: Fd, Org, Pro, Crs, Fin, O/S

										2025R1				% YTD		Remaining				
L	Fd	Org	Pro	Crs	Fin	O/S	Class	Sub	Description	Annual Budget	Period 202509	Year To Date	% YTD	Encumbrances	+ Enc	Balance				
01	General Fund																			
	005	District Wide																		
		630	Technology support revenues																	
			001																	
				000	Districtwide															
R	01	005	630	001	000	099	422	00	iPad Damage fee	(2,000.00)	(170.00)	(924.00)	46%	0.00	46%	(1,076.00)				
				000	Districtwide									(2,000.00)	(170.00)	(924.00)	46%	0.00	46%	(1,076.00)
				001										(2,000.00)	(170.00)	(924.00)	46%	0.00	46%	(1,076.00)
		630	Technology support revenues									(4,100.00)	(170.00)	(2,720.20)	66%	0.00	66%	(1,379.80)		
		720	Health Services																	
			000	Districtwide																
				000	Districtwide															
R	01	005	720	000	000	071	472	00	Medical Assistance	(7,000.00)	0.00	(4,485.41)	64%	0.00	64%	(2,514.59)				
R	01	005	720	000	000	096	422	00	Donations to Nursing	(500.00)	0.00	(500.00)	100%	0.00	100%	0.00				
				000	Districtwide									(7,500.00)	0.00	(4,985.41)	66%	0.00	66%	(2,514.59)
				000	Districtwide									(7,500.00)	0.00	(4,985.41)	66%	0.00	66%	(2,514.59)
		720	Health Services									(7,500.00)	0.00	(4,985.41)	66%	0.00	66%	(2,514.59)		
		730	Psych/Mental Health Svcs																	
			000	Districtwide																
				000	Districtwide															
R	01	005	730	000	000	073	422	00	MA Priv Ins stdts w/o disabili	(45,000.00)	(1,989.68)	(42,721.78)	95%	0.00	95%	(2,278.22)				
				000	Districtwide									(45,000.00)	(1,989.68)	(42,721.78)	95%	0.00	95%	(2,278.22)
				000	Districtwide									(45,000.00)	(1,989.68)	(42,721.78)	95%	0.00	95%	(2,278.22)
		730	Psych/Mental Health Svcs									(45,000.00)	(1,989.68)	(42,721.78)	95%	0.00	95%	(2,278.22)		
		850	Facilities																	
			000	Districtwide																
				302	Operating Capital															
R	01	005	850	000	302	001	424	00	Operating Capital Levy	(69,205.00)	0.00	0.00	0%	0.00	0%	(69,205.00)				
R	01	005	850	000	302	211	424	00	Gen Ed Aid - Op Cap	(194,844.00)	0.00	0.00	0%	0.00	0%	(194,844.00)				
				302	Operating Capital									(264,049.00)	0.00	0.00	0%	0.00	0%	(264,049.00)
				000	Districtwide									(264,049.00)	0.00	0.00	0%	0.00	0%	(264,049.00)
		850	Facilities									(264,049.00)	0.00	0.00	0%	0.00	0%	(264,049.00)		
		005	District Wide									(386,649.00)	(7,667.69)	(173,690.60)	45%	0.00	45%	(212,958.40)		

Wadena-Deer Creek Schools #2155

Exp Detail All

Period Ending March 31, 2025

Sequence: Fd, Org, Pro, Crs, Fin, O/S

										2025R1				% YTD		Remaining
L	Fd	Org	Pro	Crs	Fin	O/S	Class	Sub	Description	Annual Budget	Period 202509	Year To Date	% YTD	Encumbrances	+ Enc	Balance
01	General Fund															
	006 Transportation															
	760 Pupil Transp.															
	000 Districtwide															
	000 Districtwide															
R	01	006	760	000	000	099	422	00	Bus use Reimbursement	0.00	(200.00)	(200.00)	0%	0.00	0%	200.00
									000 Districtwide	0.00	(200.00)	(200.00)	0%	0.00	0%	200.00
	723 Handicapped															
R	01	006	760	000	723	071	472	00	Transportation Medical Assis	(15,000.00)	0.00	(8,991.33)	60%	0.00	60%	(6,008.67)
									723 Handicapped	(15,000.00)	0.00	(8,991.33)	60%	0.00	60%	(6,008.67)
									000 Districtwide	(15,000.00)	(200.00)	(9,191.33)	61%	0.00	61%	(5,808.67)
									760 Pupil Transp.	(15,000.00)	(200.00)	(9,191.33)	61%	0.00	61%	(5,808.67)
									006 Transportation	(15,000.00)	(200.00)	(9,191.33)	61%	0.00	61%	(5,808.67)
	010 Wadena Elementary Building															
	810 Operation & Maint.															
	000 Districtwide															
	000 Districtwide															
R	01	010	810	000	000	099	422	00	Misc Local Revenue	0.00	0.00	(112.70)	0%	0.00	0%	112.70
									000 Districtwide	0.00	0.00	(112.70)	0%	0.00	0%	112.70
									000 Districtwide	0.00	0.00	(112.70)	0%	0.00	0%	112.70
									810 Operation & Maint.	0.00	0.00	(112.70)	0%	0.00	0%	112.70
	815 Care of Grounds															
	000 Districtwide															
	000 Districtwide															
R	01	010	815	000	000	099	422	00	Misc Local Revenue	0.00	0.00	(72.30)	0%	0.00	0%	72.30
									000 Districtwide	0.00	0.00	(72.30)	0%	0.00	0%	72.30
									000 Districtwide	0.00	0.00	(72.30)	0%	0.00	0%	72.30
									815 Care of Grounds	0.00	0.00	(72.30)	0%	0.00	0%	72.30
									010 Wadena Elementary Building	0.00	0.00	(185.00)	0%	0.00	0%	185.00

Wadena-Deer Creek Schools #2155

Exp Detail All

Period Ending March 31, 2025

Sequence: Fd, Org, Pro, Crs, Fin, O/S

										2025R1				% YTD		Remaining							
										Annual Budget	Period 202509	Year To Date	% YTD	Encumbrances	+ Enc	Balance							
L	Fd	Org	Pro	Crs	Fin	O/S	Class	Sub	Description														
01	General Fund																						
	110	Elementary School K-4																					
		200	Voluntary Pre-K																				
			000	Districtwide																			
				000	Districtwide																		
R	01	110	200	000	000	211	422	00	VPK - General Educ Aid	(83,450.00)	0.00	0.00	0%	0.00	0%	(83,450.00)							
				000	Districtwide												(83,450.00)	0.00	0.00	0%	(83,450.00)		
				000	Districtwide												(83,450.00)	0.00	0.00	0%	(83,450.00)		
			200	Voluntary Pre-K													(83,450.00)	0.00	0.00	0%	(83,450.00)		
			201	Kindergarten																			
				000	Districtwide																		
				000	Districtwide																		
R	01	110	201	000	000	096	422	00	Gifts Bequests	(250.00)	0.00	0.00	0%	0.00	0%	(250.00)							
				000	Districtwide												(250.00)	0.00	0.00	0%	(250.00)		
				000	Districtwide												(250.00)	0.00	0.00	0%	(250.00)		
			201	Kindergarten													(250.00)	0.00	0.00	0%	(250.00)		
			203	Elementary Ed.																			
				000	Districtwide																		
				000	Districtwide																		
R	01	110	203	000	000	050	422	00	Field Trip Fee's	(250.00)	0.00	0.00	0%	0.00	0%	(250.00)							
R	01	110	203	000	000	096	422	00	Donations to Elementary	(13,000.00)	0.00	(11,342.00)	87%	0.00	87%	(1,658.00)							
				000	Districtwide												(13,250.00)	0.00	(11,342.00)	86%	0.00	86%	(1,908.00)
				000	Districtwide												(13,250.00)	0.00	(11,342.00)	86%	0.00	86%	(1,908.00)
			001	Districtwide																			
				000	Districtwide																		
R	01	110	203	001	000	096	422	00	PTO / Initiative Foundation	(2,500.00)	0.00	0.00	0%	0.00	0%	(2,500.00)							
				000	Districtwide												(2,500.00)	0.00	0.00	0%	0.00	0%	(2,500.00)
			001	Districtwide													(2,500.00)	0.00	0.00	0%	0.00	0%	(2,500.00)
			203	Elementary Ed.													(15,750.00)	0.00	(11,342.00)	72%	0.00	72%	(4,408.00)

Wadena-Deer Creek Schools #2155

Exp Detail All

Period Ending March 31, 2025

Sequence: Fd, Org, Pro, Crs, Fin, O/S

										2025R1				% YTD	Remaining								
L	Fd	Org	Pro	Crs	Fin	O/S	Class	Sub	Description	Annual Budget	Period 202509	Year To Date	% YTD	Encumbrances	+ Enc	Balance							
01	General Fund																						
	110	Elementary School K-4																					
		258	Music																				
			021	supplies																			
				000	Districtwide																		
R 01	110	258	021	000	619		422	00	Cost of Resale - M.Ellenson	0.00	0.00	351.36	0%	27.45	0%	(378.81)							
				000	Districtwide												0.00	0.00	351.36	0%	27.45	0%	(378.81)
			021	supplies													0.00	0.00	351.36	0%	27.45	0%	(378.81)
		258	Music														0.00	0.00	351.36	0%	27.45	0%	(378.81)
			401	Speech Impaired																			
				000	Districtwide																		
				000	Districtwide																		
R 01	110	401	000	000	096		422	00	Speech and Language donat	(500.00)	0.00	0.00	0%	0.00	0%	(500.00)							
				000	Districtwide												(500.00)	0.00	0.00	0%	0.00	0%	(500.00)
			000	Districtwide													(500.00)	0.00	0.00	0%	0.00	0%	(500.00)
		401	Speech Impaired														(500.00)	0.00	0.00	0%	0.00	0%	(500.00)
			422	CEIS Sped Stdts w/o Disability																			
				000	Districtwide																		
				000	Districtwide																		
R 01	110	422	000	000	096		422	00	ADSIS donations	(2,700.00)	0.00	(2,677.00)	99%	0.00	99%	(23.00)							
				000	Districtwide												(2,700.00)	0.00	(2,677.00)	99%	0.00	99%	(23.00)
			000	Districtwide													(2,700.00)	0.00	(2,677.00)	99%	0.00	99%	(23.00)
		422	CEIS Sped Stdts w/o Disability														(2,700.00)	0.00	(2,677.00)	99%	0.00	99%	(23.00)
			622	Media Center																			
				000	Districtwide																		
				000	Districtwide																		
R 01	110	622	000	000	099		422	00	Library Misc Revenue	(7,300.00)	0.00	(7,338.78)	101%	0.00	101%	38.78							
				000	Districtwide												(7,300.00)	0.00	(7,338.78)	101%	0.00	101%	38.78
			000	Districtwide													(7,300.00)	0.00	(7,338.78)	101%	0.00	101%	38.78
		622	Media Center														(7,300.00)	0.00	(7,338.78)	101%	0.00	101%	38.78
	110	Elementary School K-4														(109,950.00)	0.00	(21,006.42)	19%	27.45	19%	(88,971.03)	

Wadena-Deer Creek Schools #2155

Exp Detail All

Period Ending March 31, 2025

Sequence: Fd, Org, Pro, Crs, Fin, O/S

										2025R1				% YTD		Remaining							
										Annual Budget	Period 202509	Year To Date	% YTD	Encumbrances	+ Enc	Balance							
L	Fd	Org	Pro	Crs	Fin	O/S	Class	Sub	Description														
01	General Fund																						
	111	Title I																					
		216	Title I																				
			000	Districtwide																			
				401	Title I																		
R 01	111	216	000	401	400		422	00	Title I - CFDA 84.010	(425,121.00)	0.00	(228,037.25)	54%	0.00	54%	(197,083.75)							
				401	Title I												(425,121.00)	0.00	(228,037.25)	54%	0.00	54%	(197,083.75)
			000	Districtwide													(425,121.00)	0.00	(228,037.25)	54%	0.00	54%	(197,083.75)
		216	Title I														(425,121.00)	0.00	(228,037.25)	54%	0.00	54%	(197,083.75)
	111	Title I															(425,121.00)	0.00	(228,037.25)	54%	0.00	54%	(197,083.75)
	150	Elementary School 5-6 Middle																					
		260	Science																				
			000	Districtwide																			
				000	Districtwide																		
R 01	150	260	000	000	050		422	00	Science Board Fee's	(200.00)	(180.00)	(204.00)	102%	0.00	102%	4.00							
			000	Districtwide													(200.00)	(180.00)	(204.00)	102%	0.00	102%	4.00
		000	Districtwide													(200.00)	(180.00)	(204.00)	102%	0.00	102%	4.00	
	260	Science															(200.00)	(180.00)	(204.00)	102%	0.00	102%	4.00
	150	Elementary School 5-6 Middle															(200.00)	(180.00)	(204.00)	102%	0.00	102%	4.00
	300	Secondary Services																					
		211	Secondary Education																				
			000	Districtwide																			
				000	Districtwide																		
R 01	300	211	000	000	096		422	00	Dontion - grades 7-12	(300.00)	0.00	(620.00)	207%	0.00	207%	320.00							
			000	Districtwide													(300.00)	0.00	(620.00)	207%	0.00	207%	320.00
		675	Carl D Perkins CFDA 84.048A																				
R 01	300	211	000	675	021		422	00	Carl D Perkins CFDA 84.048	0.00	(557.85)	(557.85)	0%	0.00	0%	557.85							
		675	Carl D Perkins CFDA 84.048A													0.00	(557.85)	(557.85)	0%	0.00	0%	557.85	
		000	Districtwide													(300.00)	(557.85)	(1,177.85)	393%	0.00	393%	877.85	
	211	Secondary Education															(300.00)	(557.85)	(1,177.85)	393%	0.00	393%	877.85

Wadena-Deer Creek Schools #2155

Exp Detail All

Period Ending March 31, 2025

Sequence: Fd, Org, Pro, Crs, Fin, O/S

										2025R1				% YTD		Remaining				
L	Fd	Org	Pro	Crs	Fin	O/S	Class	Sub	Description	Annual Budget	Period 202509	Year To Date	% YTD	Encumbrances	+ Enc	Balance				
01	General Fund																			
	300	Secondary Services																		
		215	Business																	
			000	Districtwide																
				000	Districtwide															
R 01	300	215	000	000	096		422	00	Donations - Business Prog	(500.00)	0.00	0.00	0%	0.00	0%	(500.00)				
				000	Districtwide									(500.00)	0.00	0.00	0%	0.00	0%	(500.00)
				000	Districtwide									(500.00)	0.00	0.00	0%	0.00	0%	(500.00)
		215	Business									(500.00)	0.00	0.00	0%	0.00	0%	(500.00)		
		255	Metals Shop & Agriculture																	
			000	Districtwide																
				000	Districtwide															
R 01	300	255	000	000	050		422	00	Shop Fee	(1,000.00)	0.00	(850.00)	85%	0.00	85%	(150.00)				
				000	Districtwide									(1,000.00)	0.00	(850.00)	85%	0.00	85%	(150.00)
				000	Districtwide									(1,000.00)	0.00	(850.00)	85%	0.00	85%	(150.00)
		255	Metals Shop & Agriculture									(1,000.00)	0.00	(850.00)	85%	0.00	85%	(150.00)		
		258	Music																	
			201	Instrumental Music																
				000	Districtwide															
R 01	300	258	201	000	099		422	00	Misc - Band / Choir	(1,000.00)	0.00	(500.00)	50%	0.00	50%	(500.00)				
R 01	300	258	201	000	619		422	00	Cost of Resale - Music	0.00	53.15	2,641.86	0%	0.00	0%	(2,641.86)				
R 01	300	258	201	000	621		422	00	Sales- resale - sec music	0.00	(114.55)	(817.50)	0%	0.00	0%	817.50				
				000	Districtwide									(1,000.00)	(61.40)	1,324.36	(132%)	0.00	(132%)	(2,324.36)
		201	Instrumental Music									(1,000.00)	(61.40)	1,324.36	(132%)	0.00	(132%)	(2,324.36)		
		258	Music									(1,000.00)	(61.40)	1,324.36	(132%)	0.00	(132%)	(2,324.36)		
		260	Science																	
			021	supplies																
				000	Districtwide															
R 01	300	260	021	000	096		422	00	Aviation Donation	(250.00)	0.00	0.00	0%	0.00	0%	(250.00)				
				000	Districtwide									(250.00)	0.00	0.00	0%	0.00	0%	(250.00)
			021	supplies									(250.00)	0.00	0.00	0%	0.00	0%	(250.00)	
		260	Science									(250.00)	0.00	0.00	0%	0.00	0%	(250.00)		
		290	Post Season Activities																	
			000	Districtwide																
				000	Districtwide															
R 01	300	290	000	000	060		422	00	Play-offs / gates / receipts	0.00	0.00	1,249.00	0%	0.00	0%	(1,249.00)				

Wadena-Deer Creek Schools #2155

Exp Detail All

Period Ending March 31, 2025

Sequence: Fd, Org, Pro, Crs, Fin, O/S

										2025R1				% YTD		Remaining			
L	Fd	Org	Pro	Crs	Fin	O/S	Class	Sub	Description	Annual Budget	Period 202509	Year To Date	% YTD	Encumbrances	+ Enc	Balance			
01	General Fund																		
	300	Secondary Services																	
		290	Post Season Activities																
			000	Districtwide															
				000	Districtwide														
R	01	300	290	000	000	096	422	00	Athletics Donation	(2,500.00)	0.00	0.00	0%	0.00	0%	(2,500.00)			
R	01	300	290	000	000	099	422	00	Misc Revenues / playoffs / pr	(20,500.00)	(6,040.07)	(14,464.13)	71%	0.00	71%	(6,035.87)			
				000	Districtwide						(23,000.00)	(6,040.07)	(13,215.13)	57%	0.00	57%	(9,784.87)		
				000	Districtwide						(23,000.00)	(6,040.07)	(13,215.13)	57%	0.00	57%	(9,784.87)		
			290	Post Season Activities						(23,000.00)	(6,040.07)	(13,215.13)	57%	0.00	57%	(9,784.87)			
			292	Boys/Girls Athletic															
				000	Districtwide														
					000	Districtwide													
R	01	300	292	000	000	060	422	00	Adm - Season - Athl passes	(3,300.00)	0.00	(3,580.00)	108%	0.00	108%	280.00			
R	01	300	292	000	000	096	422	00	Athletics Donations	(184,000.00)	0.00	(55,000.00)	30%	0.00	30%	(129,000.00)			
R	01	300	292	000	000	099	422	00	Misc Local Revenue	0.00	(5,000.00)	(5,000.00)	0%	0.00	0%	5,000.00			
				000	Districtwide						(187,300.00)	(5,000.00)	(63,580.00)	34%	0.00	34%	(123,720.00)		
				000	Districtwide						(187,300.00)	(5,000.00)	(63,580.00)	34%	0.00	34%	(123,720.00)		
			054	Track															
				000	Districtwide														
R	01	300	292	054	000	050	422	00	Fees from Patrons- TRACK	(350.00)	0.00	0.00	0%	0.00	0%	(350.00)			
				000	Districtwide						(350.00)	0.00	0.00	0%	0.00	0%	(350.00)		
			054	Track						(350.00)	0.00	0.00	0%	0.00	0%	(350.00)			
			057	Golf															
				000	Districtwide														
R	01	300	292	057	000	050	422	00	Golf part Fee's	(350.00)	0.00	0.00	0%	0.00	0%	(350.00)			
				000	Districtwide						(350.00)	0.00	0.00	0%	0.00	0%	(350.00)		
			057	Golf						(350.00)	0.00	0.00	0%	0.00	0%	(350.00)			
			059	Cross Country															
				000	Districtwide														
R	01	300	292	059	000	050	422	00	Cross County Part Fee's	(1,500.00)	0.00	(125.00)	8%	0.00	8%	(1,375.00)			
R	01	300	292	059	000	099	422	00	CC Entry Fees	(3,200.00)	0.00	(2,550.00)	80%	0.00	80%	(650.00)			
				000	Districtwide						(4,700.00)	0.00	(2,675.00)	57%	0.00	57%	(2,025.00)		
			059	Cross Country						(4,700.00)	0.00	(2,675.00)	57%	0.00	57%	(2,025.00)			

Wadena-Deer Creek Schools #2155

Exp Detail All

Period Ending March 31, 2025

Sequence: Fd, Org, Pro, Crs, Fin, O/S

										2025R1				% YTD		Remaining					
L	Fd	Org	Pro	Crs	Fin	O/S	Class	Sub	Description	Annual Budget	Period 202509	Year To Date	% YTD	Encumbrances	+ Enc	Balance					
01	General Fund																				
	300	Secondary Services																			
		292	Boys/Girls Athletic																		
			071	Nordic Skiing																	
				000	Districtwide																
R	01	300	292	071	000	050	422	00	Student Fees - Nordic	(125.00)	0.00	(50.00)	40%	0.00	40%	(75.00)					
				000	Districtwide									(125.00)	0.00	(50.00)	40%	0.00	40%	(75.00)	
				071	Nordic Skiing									(125.00)	0.00	(50.00)	40%	0.00	40%	(75.00)	
			292	Boys/Girls Athletic									(192,825.00)	(5,000.00)	(66,305.00)	34%	0.00	34%	(126,520.00)		
			294	Boys Athletics																	
				051	Football																
					000	Districtwide															
R	01	300	294	051	000	050	422	00	FB Fees	(3,000.00)	0.00	(3,800.00)	127%	0.00	127%	800.00					
R	01	300	294	051	000	060	422	00	FB Admissions	(6,000.00)	0.00	(5,889.00)	98%	0.00	98%	(111.00)					
				000	Districtwide									(9,000.00)	0.00	(9,689.00)	108%	0.00	108%	689.00	
				051	Football									(9,000.00)	0.00	(9,689.00)	108%	0.00	108%	689.00	
				052	Basketball																
					000	Districtwide															
R	01	300	294	052	000	050	422	00	BBasketB Fees	(2,200.00)	0.00	(2,100.00)	95%	0.00	95%	(100.00)					
R	01	300	294	052	000	060	422	00	Boys BB Admissions	(4,500.00)	(452.00)	(5,414.00)	120%	0.00	120%	914.00					
				000	Districtwide									(6,700.00)	(452.00)	(7,514.00)	112%	0.00	112%	814.00	
				052	Basketball									(6,700.00)	(452.00)	(7,514.00)	112%	0.00	112%	814.00	
				053	Baseball																
					000	Districtwide															
R	01	300	294	053	000	050	422	00	Baseball Fees	(1,300.00)	(1,275.00)	(2,074.84)	160%	0.00	160%	774.84					
				000	Districtwide									(1,300.00)	(1,275.00)	(2,074.84)	160%	0.00	160%	774.84	
				053	Baseball									(1,300.00)	(1,275.00)	(2,074.84)	160%	0.00	160%	774.84	
				054	Track																
					000	Districtwide															
R	01	300	294	054	000	050	422	00	Boys Track Fees	(650.00)	(1,225.00)	(1,500.00)	231%	0.00	231%	850.00					
				000	Districtwide									(650.00)	(1,225.00)	(1,500.00)	231%	0.00	231%	850.00	
				054	Track									(650.00)	(1,225.00)	(1,500.00)	231%	0.00	231%	850.00	
				056	Hockey																
					000	Districtwide															
R	01	300	294	056	000	050	422	00	BHo Fees	(5,200.00)	(100.00)	(5,265.00)	101%	0.00	101%	65.00					

Wadena-Deer Creek Schools #2155

Exp Detail All

Period Ending March 31, 2025

Sequence: Fd, Org, Pro, Crs, Fin, O/S

								2025R1				% YTD		Remaining		
								Annual Budget	Period 202509	Year To Date	% YTD	Encumbrances	+ Enc	Balance		
L	Fd	Org	Pro	Crs	Fin	O/S	Class Sub	Description								
01	General Fund															
	300	Secondary Services														
		294	Boys Athletics													
			056	Hockey												
				000	Districtwide											
R	01	300	294	056	000	060	422	00	Boys Hockey Admissions	(5,000.00)	0.00	(5,466.00)	109%	0.00	109%	466.00
				000	Districtwide					(10,200.00)	(100.00)	(10,731.00)	105%	0.00	105%	531.00
				056	Hockey					(10,200.00)	(100.00)	(10,731.00)	105%	0.00	105%	531.00
				057	Golf											
					000	Districtwide										
R	01	300	294	057	000	050	422	00	Boys Golf Fees	(500.00)	(600.00)	(700.00)	140%	0.00	140%	200.00
				000	Districtwide					(500.00)	(600.00)	(700.00)	140%	0.00	140%	200.00
				057	Golf					(500.00)	(600.00)	(700.00)	140%	0.00	140%	200.00
				058	Wrestling											
					000	Districtwide										
R	01	300	294	058	000	050	422	00	Wrestling Fees	(1,800.00)	0.00	(1,725.00)	96%	0.00	96%	(75.00)
R	01	300	294	058	000	060	422	00	Wrestling Admissions	(8,000.00)	0.00	(7,614.01)	95%	0.00	95%	(385.99)
R	01	300	294	058	000	096	422	00	Donations to Wrestling	(1,000.00)	0.00	(1,000.00)	100%	0.00	100%	0.00
R	01	300	294	058	000	099	422	00	Misc Local Rev Wrestling	(2,000.00)	0.00	(1,750.00)	88%	0.00	88%	(250.00)
				000	Districtwide					(12,800.00)	0.00	(12,089.01)	94%	0.00	94%	(710.99)
				058	Wrestling					(12,800.00)	0.00	(12,089.01)	94%	0.00	94%	(710.99)
				059	Cross Country											
					000	Districtwide										
R	01	300	294	059	000	050	422	00	Boys CC participation fees	(1,225.00)	0.00	(1,225.00)	100%	0.00	100%	0.00
				000	Districtwide					(1,225.00)	0.00	(1,225.00)	100%	0.00	100%	0.00
				059	Cross Country					(1,225.00)	0.00	(1,225.00)	100%	0.00	100%	0.00
				071	Nordic Skiing											
					000	Districtwide										
R	01	300	294	071	000	050	422	00	Fees - Boys Nordic Ski	(425.00)	(50.00)	(475.00)	112%	0.00	112%	50.00
				000	Districtwide					(425.00)	(50.00)	(475.00)	112%	0.00	112%	50.00
				071	Nordic Skiing					(425.00)	(50.00)	(475.00)	112%	0.00	112%	50.00
				294	Boys Athletics					(42,800.00)	(3,702.00)	(45,997.85)	107%	0.00	107%	3,197.85
				296	Girls Athletics											
					052	Basketball										
						000	Districtwide									
R	01	300	296	052	000	050	422	00	GBB Fees	(2,200.00)	(150.00)	(2,275.00)	103%	0.00	103%	75.00

Wadena-Deer Creek Schools #2155

Exp Detail All

Period Ending March 31, 2025

Sequence: Fd, Org, Pro, Crs, Fin, O/S

										2025R1				% YTD						
L	Fd	Org	Pro	Crs	Fin	O/S	Class	Sub	Description	Annual Budget	Period 202509	Year To Date	% YTD	Encumbrances	% YTD + Enc	Remaining Balance				
01	General Fund																			
	300	Secondary Services																		
		296	Girls Athletics																	
			052	Basketball																
				000	Districtwide															
R 01	300	296	052	000	060		422	00	Girls BB Admissions	(2,500.00)	0.00	(3,171.00)	127%	0.00	127%	671.00				
				000	Districtwide									(4,700.00)	(150.00)	(5,446.00)	116%	0.00	116%	746.00
			052	Basketball									(4,700.00)	(150.00)	(5,446.00)	116%	0.00	116%	746.00	
			054	Track																
				000	Districtwide															
R 01	300	296	054	000	050		422	00	Girls Track Fee's	(800.00)	(850.00)	(1,450.00)	181%	0.00	181%	650.00				
				000	Districtwide									(800.00)	(850.00)	(1,450.00)	181%	0.00	181%	650.00
			054	Track									(800.00)	(850.00)	(1,450.00)	181%	0.00	181%	650.00	
			055	Volleyball																
				000	Districtwide															
R 01	300	296	055	000	050		422	00	VB Fees	(4,700.00)	0.00	(4,653.00)	99%	0.00	99%	(47.00)				
R 01	300	296	055	000	060		422	00	VB Admission	(4,100.00)	0.00	(4,060.00)	99%	0.00	99%	(40.00)				
				000	Districtwide									(8,800.00)	0.00	(8,713.00)	99%	0.00	99%	(87.00)
			055	Volleyball									(8,800.00)	0.00	(8,713.00)	99%	0.00	99%	(87.00)	
			057	Golf																
				000	Districtwide															
R 01	300	296	057	000	050		422	00	Girls Golf Fee's	(200.00)	(225.00)	(300.00)	150%	0.00	150%	100.00				
				000	Districtwide									(200.00)	(225.00)	(300.00)	150%	0.00	150%	100.00
			057	Golf									(200.00)	(225.00)	(300.00)	150%	0.00	150%	100.00	
			059	Cross Country																
				000	Districtwide															
R 01	300	296	059	000	050		422	00	Girls CC participation fees	(1,250.00)	0.00	(1,225.00)	98%	0.00	98%	(25.00)				
				000	Districtwide									(1,250.00)	0.00	(1,225.00)	98%	0.00	98%	(25.00)
			059	Cross Country									(1,250.00)	0.00	(1,225.00)	98%	0.00	98%	(25.00)	
			060	Tennis																
				000	Districtwide															
R 01	300	296	060	000	050		422	00	GTennis Fees	(800.00)	0.00	(800.00)	100%	0.00	100%	0.00				
				000	Districtwide									(800.00)	0.00	(800.00)	100%	0.00	100%	0.00
			060	Tennis									(800.00)	0.00	(800.00)	100%	0.00	100%	0.00	

Wadena-Deer Creek Schools #2155

Exp Detail All

Period Ending March 31, 2025

Sequence: Fd, Org, Pro, Crs, Fin, O/S

								2025R1				% YTD		Remaining
L	Fd Org Pro Crs Fin O/S	Class Sub	Description	Annual Budget	Period 202509	Year To Date	% YTD	Encumbrances	+ Enc			Balance		
01	General Fund													
	300	Secondary Services												
	296	Girls Athletics												
	061	Softball												
	000	Districtwide												
R 01 300 296 061 000 050 422 00			Softball Fees	(2,000.00)	(1,700.00)	(2,625.00)	131%	0.00	131%			625.00		
	000	Districtwide												
	061	Softball												
	066	Danceline												
	000	Districtwide												
R 01 300 296 066 000 050 422 00			Dance Fees	(1,100.00)	0.00	(1,025.00)	93%	0.00	93%			(75.00)		
	000	Districtwide												
	066	Danceline												
	071	Nordic Skiing												
	000	Districtwide												
R 01 300 296 071 000 050 422 00			Fees - Girls Nordic Ski	(200.00)	0.00	0.00	0%	0.00	0%			(200.00)		
	000	Districtwide												
	071	Nordic Skiing												
	120	Cheerleaders												
	000	Districtwide												
R 01 300 296 120 000 050 422 00			Cheerleader Fees	(250.00)	0.00	(220.00)	88%	0.00	88%			(30.00)		
	000	Districtwide												
	120	Cheerleaders												
	296	Girls Athletics												
	298	Extracurricular Act												
	000	Districtwide												
	000	Districtwide												
R 01 300 298 000 000 099 422 00			Misc Local Revenue	(150.00)	0.00	(33.96)	23%	0.00	23%			(116.04)		
	000	Districtwide												
	000	Districtwide												
	116	Drama												
	000	Districtwide												
R 01 300 298 116 000 050 422 00			Drama - Student Fee's	(300.00)	0.00	(340.00)	113%	0.00	113%			40.00		
R 01 300 298 116 000 099 422 00			One Act Play Fee's	(200.00)	(673.73)	(673.73)	337%	0.00	337%			473.73		
	000	Districtwide												
	116	Drama												

Wadena-Deer Creek Schools #2155

Exp Detail All

Period Ending March 31, 2025

Sequence: Fd, Org, Pro, Crs, Fin, O/S

										2025R1				% YTD		Remaining				
L	Fd	Org	Pro	Crs	Fin	O/S	Class	Sub	Description	Annual Budget	Period 202509	Year To Date	% YTD	Encumbrances	+ Enc	Balance				
01	General Fund																			
	300	Secondary Services																		
		298	Extracurricular Act																	
			131	Golf Scramble																
				000	Districtwide															
R 01	300	298	131	000	096		422	131	Golf Scramble Donations	(17,050.00)	0.00	(17,492.70)	103%	0.00	103%	442.70				
				000	Districtwide									(17,050.00)	0.00	(17,492.70)	103%	0.00	103%	442.70
				131	Golf Scramble									(17,050.00)	0.00	(17,492.70)	103%	0.00	103%	442.70
		298	Extracurricular Act									(17,700.00)	(673.73)	(18,540.39)	105%	0.00	105%	840.39		
		301	Vocational Agriculture																	
			000	Districtwide																
				000	Districtwide															
R 01	300	301	000	000	621		422	00	Ag Classroom Sales	0.00	0.00	(263.00)	0%	0.00	0%	263.00				
				000	Districtwide									0.00	0.00	(263.00)	0%	0.00	0%	263.00
				000	Districtwide									0.00	0.00	(263.00)	0%	0.00	0%	263.00
		301	Vocational Agriculture									0.00	0.00	(263.00)	0%	0.00	0%	263.00		
		399	Vocational																	
			000	Districtwide																
				628	Perkins Reimbursement															
R 01	300	399	000	628	400		422	00	Federal Aids	0.00	0.00	(463.11)	0%	0.00	0%	463.11				
R 01	300	399	000	628	405		422	00	Fed aid thru othr state, local,	(3,100.00)	(3,035.70)	(3,035.70)	98%	0.00	98%	(64.30)				
				628	Perkins Reimbursement									(3,100.00)	(3,035.70)	(3,498.81)	113%	0.00	113%	398.81
				000	Districtwide									(3,100.00)	(3,035.70)	(3,498.81)	113%	0.00	113%	398.81
		399	Vocational									(3,100.00)	(3,035.70)	(3,498.81)	113%	0.00	113%	398.81		
		622	Media Center																	
			000	Districtwide																
				000	Districtwide															
R 01	300	622	000	000	099		422	00	Library Misc Revenues	(50.00)	0.00	(132.77)	266%	0.00	266%	82.77				
R 01	300	622	000	000	619		422	00	Cost of Resale / Rev Items	0.00	7,229.85	7,229.85	0%	0.00	0%	(7,229.85)				
R 01	300	622	000	000	621		422	00	Sales-Purch Resale	0.00	(277.68)	(277.68)	0%	0.00	0%	277.68				
				000	Districtwide									(50.00)	6,952.17	6,819.40 13639%	0.00 13639%	(6,869.40)		
				000	Districtwide									(50.00)	6,952.17	6,819.40 13639%	0.00 13639%	(6,869.40)		
		622	Media Center									(50.00)	6,952.17	6,819.40 13639%	0.00 13639%	(6,869.40)				
		300	Secondary Services									(302,625.00)	(15,043.58)	(163,508.27)	54%	0.00	54%	(139,116.73)		
01	General Fund									(17,246,826.00)	(1,646,250.29)	(10,082,763.97)	58%	27.45	58%	(7,164,089.48)				

Wadena-Deer Creek Schools #2155

Exp Detail All

Period Ending March 31, 2025

Sequence: Fd, Org, Pro, Crs, Fin, O/S

								2025R1				% YTD		Remaining		
L	Fd	Org	Pro	Crs	Fin	O/S	Class Sub	Description	Annual Budget	Period 202509	Year To Date	% YTD	Encumbrances	+ Enc	Balance	
12								Student Activities								
			300					Secondary Services								
				292				Boys/Girls Athletic								
					054			Track								
						301		Student Activities								
R	12	300	292	054	301	099	401	309	Track - Miscellaneous	(1,467.00)	0.00	(1,178.52)	80%	0.00	80%	(288.48)
R	12	300	292	054	301	619	401	309	Cost of Resale / Rev Items	0.00	36.00	144.00	0%	0.00	0%	(144.00)
							301	Student Activities	(1,467.00)	36.00	(1,034.52)	71%	0.00	71%	(432.48)	
							054	Track	(1,467.00)	36.00	(1,034.52)	71%	0.00	71%	(432.48)	
							057	Golf								
						301		Student Activities								
R	12	300	292	057	301	099	401	307	Golf - Miscellaneous	(3,000.00)	0.00	(701.75)	23%	0.00	23%	(2,298.25)
R	12	300	292	057	301	619	401	307	Cost of Resale / Rev Items	0.00	72.00	126.00	0%	0.00	0%	(126.00)
							301	Student Activities	(3,000.00)	72.00	(575.75)	19%	0.00	19%	(2,424.25)	
							057	Golf	(3,000.00)	72.00	(575.75)	19%	0.00	19%	(2,424.25)	
							059	Cross Country								
						301		Student Activities								
R	12	300	292	059	301	096	401	312	Cross Country - Donations	(250.00)	0.00	0.00	0%	0.00	0%	(250.00)
R	12	300	292	059	301	099	401	312	Cross Country - Miscellaneous	(629.00)	0.00	(3,635.33)	578%	0.00	578%	3,006.33
R	12	300	292	059	301	619	401	312	Cost of Resale / Rev Items	0.00	243.00	243.00	0%	0.00	0%	(243.00)
							301	Student Activities	(879.00)	243.00	(3,392.33)	386%	0.00	386%	2,513.33	
							059	Cross Country	(879.00)	243.00	(3,392.33)	386%	0.00	386%	2,513.33	
							292	Boys/Girls Athletic	(5,346.00)	351.00	(5,002.60)	94%	0.00	94%	(343.40)	
							294	Boys Athletics								
						050		Activities Director								
						301		Student Activities								
R	12	300	294	050	301	099	401	306	JH Baseball - Miscellaneous	(500.00)	0.00	(691.11)	138%	0.00	138%	191.11
R	12	300	294	050	301	619	401	306	Cost of Resale / Rev Items	0.00	63.00	63.00	0%	0.00	0%	(63.00)
R	12	300	294	050	301	621	401	306	JR High Baseball	0.00	0.00	35.00	0%	0.00	0%	(35.00)
							301	Student Activities	(500.00)	63.00	(593.11)	119%	0.00	119%	93.11	
							050	Activities Director	(500.00)	63.00	(593.11)	119%	0.00	119%	93.11	
							051	Football								
						301		Student Activities								
R	12	300	294	051	301	099	401	303	Football - Miscellaneous	(3,000.00)	0.00	(3,018.00)	101%	0.00	101%	18.00
R	12	300	294	051	301	619	401	303	COGS Fundraising - Footbal	1,000.00	0.00	7,484.21	748%	0.00	748%	(6,484.21)

Wadena-Deer Creek Schools #2155

Exp Detail All

Period Ending March 31, 2025

Sequence: Fd, Org, Pro, Crs, Fin, O/S

								2025R1				% YTD	Remaining			
L	Fd	Org	Pro	Crs	Fin	O/S	Class Sub	Description	Annual Budget	Period 202509	Year To Date	% YTD	Encumbrances	+ Enc	Balance	
12								Student Activities								
							300	Secondary Services								
							294	Boys Athletics								
							051	Football								
							301	Student Activities								
R	12	300	294	051	301	621	401	303	Sales - Fundraising - Footba	(18,000.00)	0.00	(24,285.50)	135%	0.00	135%	6,285.50
							301	Student Activities	(20,000.00)	0.00	(19,819.29)	99%	0.00	99%	(180.71)	
							051	Football	(20,000.00)	0.00	(19,819.29)	99%	0.00	99%	(180.71)	
							052	Basketball								
							301	Student Activities								
R	12	300	294	052	301	096	401	304	Boy's Basketball - Donations	(500.00)	0.00	0.00	0%	0.00	0%	(500.00)
R	12	300	294	052	301	099	401	304	Boy's Basketball - Miscellane	(6,000.00)	0.00	(2,444.58)	41%	0.00	41%	(3,555.42)
R	12	300	294	052	301	619	401	304	BBB - Cost of Resale / Rev I	2,200.00	0.00	0.00	0%	0.00	0%	2,200.00
							301	Student Activities	(4,300.00)	0.00	(2,444.58)	57%	0.00	57%	(1,855.42)	
							052	Basketball	(4,300.00)	0.00	(2,444.58)	57%	0.00	57%	(1,855.42)	
							056	Hockey								
							301	Student Activities								
R	12	300	294	056	301	096	401	314	Boy's Hockey - Donations	0.00	0.00	(100.00)	0%	0.00	0%	100.00
R	12	300	294	056	301	099	401	314	Boy's Hockey - Miscellaneou	(7,000.00)	(126.36)	(3,919.74)	56%	0.00	56%	(3,080.26)
R	12	300	294	056	301	619	401	314	Hockey - Cost of Sales	0.00	45.00	3,840.00	0%	0.00	0%	(3,840.00)
R	12	300	294	056	301	621	401	314	Boys Hockey - Sales	(406.00)	0.00	(5,993.82)	1476%	0.00	1476%	5,587.82
							301	Student Activities	(7,406.00)	(81.36)	(6,173.56)	83%	0.00	83%	(1,232.44)	
							056	Hockey	(7,406.00)	(81.36)	(6,173.56)	83%	0.00	83%	(1,232.44)	
							294	Boys Athletics	(32,206.00)	(18.36)	(29,030.54)	90%	0.00	90%	(3,175.46)	
							296	Girls Athletics								
							052	Basketball								
							301	Student Activities								
R	12	300	296	052	301	096	401	308	Girl's Basketball - Donations	(10.00)	0.00	0.00	0%	0.00	0%	(10.00)
R	12	300	296	052	301	099	401	308	Girl's Basketball - Miscellane	(2,000.00)	0.00	(419.58)	21%	0.00	21%	(1,580.42)
R	12	300	296	052	301	621	401	308	GBB - Fundraising Sales	(8,500.00)	0.00	0.00	0%	0.00	0%	(8,500.00)
							301	Student Activities	(10,510.00)	0.00	(419.58)	4%	0.00	4%	(10,090.42)	
							052	Basketball	(10,510.00)	0.00	(419.58)	4%	0.00	4%	(10,090.42)	

Wadena-Deer Creek Schools #2155

Exp Detail All

Period Ending March 31, 2025

Sequence: Fd, Org, Pro, Crs, Fin, O/S

								2025R1				% YTD		Remaining		
L	Fd	Org	Pro	Crs	Fin	O/S	Class Sub	Description	Annual Budget	Period 202509	Year To Date	% YTD	Encumbrances	+ Enc	Balance	
12								Student Activities								
			300					Secondary Services								
				296				Girls Athletics								
					055			Volleyball								
						301		Student Activities								
R	12	300	296	055	301	621	401	301	VB Fundraising Sales	(60.00)	0.00	0.00	0%	0.00	0%	(60.00)
								301 Student Activities	(60.00)	0.00	0.00	0%	0.00	0%	(60.00)	
								055 Volleyball	(60.00)	0.00	0.00	0%	0.00	0%	(60.00)	
								060 Tennis								
						301		Student Activities								
R	12	300	296	060	301	096	401	302	Girl's Tennis - Donations	(400.00)	0.00	0.00	0%	0.00	0%	(400.00)
R	12	300	296	060	301	099	401	302	Girl's Tennis - Miscellaneous	(6,000.00)	0.00	(7,157.58)	119%	0.00	119%	1,157.58
R	12	300	296	060	301	619	401	302	Cost of Resale / Rev Items	300.00	72.00	2,416.00	805%	0.00	805%	(2,116.00)
								301 Student Activities	(6,100.00)	72.00	(4,741.58)	78%	0.00	78%	(1,358.42)	
								060 Tennis	(6,100.00)	72.00	(4,741.58)	78%	0.00	78%	(1,358.42)	
								061 Softball								
						301		Student Activities								
R	12	300	296	061	301	096	401	313	Softball - Donations	(20.00)	0.00	0.00	0%	0.00	0%	(20.00)
R	12	300	296	061	301	099	401	313	Softball - Miscellaneous	(25.00)	0.00	(41.78)	167%	0.00	167%	16.78
R	12	300	296	061	301	621	401	313	Sales - Fundraising Softball	0.00	0.00	(335.00)	0%	0.00	0%	335.00
								301 Student Activities	(45.00)	0.00	(376.78)	837%	0.00	837%	331.78	
								061 Softball	(45.00)	0.00	(376.78)	837%	0.00	837%	331.78	
								296 Girls Athletics	(16,715.00)	72.00	(5,537.94)	33%	0.00	33%	(11,177.06)	
								298 Extracurricular Act								
						000		Districtwide								
								Districtwide								
R	12	300	298	000	000	619	422	120	COGS - School Store	27,000.00	0.00	3,652.82	14%	0.00	14%	23,347.18
R	12	300	298	000	000	620	422	120	School Store - Vending Sales	(413.00)	0.00	0.00	0%	0.00	0%	(413.00)
R	12	300	298	000	000	621	422	120	Sales - School Store	(17,000.00)	(300.00)	(6,017.02)	35%	0.00	35%	(10,982.98)
								000 Districtwide	9,587.00	(300.00)	(2,364.20)	(25%)	0.00	(25%)	11,951.20	
								000 Districtwide	9,587.00	(300.00)	(2,364.20)	(25%)	0.00	(25%)	11,951.20	
								001								
								Districtwide								
R	12	300	298	001	000	099	422	121	Misc Rev - Concessions	(74.00)	0.00	0.00	0%	0.00	0%	(74.00)
R	12	300	298	001	000	619	422	121	Concessions COGS	20,000.00	6,744.75	23,845.72	119%	453.87	121%	(4,299.59)

Wadena-Deer Creek Schools #2155

Exp Detail All

Period Ending March 31, 2025

Sequence: Fd, Org, Pro, Crs, Fin, O/S

								2025R1					% YTD	Remaining		
L	Fd	Org	Pro	Crs	Fin	O/S	Class Sub	Description	Annual Budget	Period 202509	Year To Date	% YTD	Encumbrances	+ Enc	Balance	
12								Student Activities								
			300					Secondary Services								
				298				Extracurricular Act								
							001									
							000	Districtwide								
R	12	300	298	001	000	621	422	121	Sales of Concessions / overt	(26,500.00)	(7,941.36)	(28,350.42)	107%	0.00	107%	1,850.42
							000	Districtwide	(6,574.00)	(1,196.61)	(4,504.70)	69%	453.87	62%	(2,523.17)	
							001		(6,574.00)	(1,196.61)	(4,504.70)	69%	453.87	62%	(2,523.17)	
							002	Homebound								
							000	Districtwide								
R	12	300	298	002	000	092	422	122	Interest - Int Acct	(6,000.00)	(459.34)	(4,392.06)	73%	0.00	73%	(1,607.94)
							000	Districtwide	(6,000.00)	(459.34)	(4,392.06)	73%	0.00	73%	(1,607.94)	
							002	Homebound	(6,000.00)	(459.34)	(4,392.06)	73%	0.00	73%	(1,607.94)	
							104	4th grade								
							301	Student Activities								
R	12	300	298	104	301	096	401	104	4th Grade - Donations	(700.00)	0.00	0.00	0%	0.00	0%	(700.00)
R	12	300	298	104	301	099	401	104	4th Grade - Miscellaneous	(2,500.00)	0.00	(404.65)	16%	0.00	16%	(2,095.35)
R	12	300	298	104	301	619	401	104	Cost of Resale / Rev Items	0.00	27.00	63.00	0%	0.00	0%	(63.00)
							301	Student Activities	(3,200.00)	27.00	(341.65)	11%	0.00	11%	(2,858.35)	
							104	4th grade	(3,200.00)	27.00	(341.65)	11%	0.00	11%	(2,858.35)	
							105	5th grade								
							301	Student Activities								
R	12	300	298	105	301	099	401	105	5th Grade - Miscellaneous	0.00	(32.17)	(32.17)	0%	0.00	0%	32.17
							301	Student Activities	0.00	(32.17)	(32.17)	0%	0.00	0%	32.17	
							105	5th grade	0.00	(32.17)	(32.17)	0%	0.00	0%	32.17	
							106	6th grade								
							301	Student Activities								
R	12	300	298	106	301	099	401	106	6th Grade - Miscellaneous	(500.00)	(32.17)	(610.64)	122%	0.00	122%	110.64
R	12	300	298	106	301	619	401	106	Cost of Resale / Rev Items	0.00	0.00	72.00	0%	0.00	0%	(72.00)
							301	Student Activities	(500.00)	(32.17)	(538.64)	108%	0.00	108%	38.64	
							106	6th grade	(500.00)	(32.17)	(538.64)	108%	0.00	108%	38.64	
							110	10th grade								
							301	Student Activities								
R	12	300	298	110	301	099	401	110	10th Grade - Miscellaneous	0.00	0.00	(540.05)	0%	0.00	0%	540.05

Wadena-Deer Creek Schools #2155

Exp Detail All

Period Ending March 31, 2025

Sequence: Fd, Org, Pro, Crs, Fin, O/S

								2025R1				% YTD		Remaining		
L	Fd	Org	Pro	Crs	Fin	O/S	Class Sub	Description	Annual Budget	Period 202509	Year To Date	% YTD	Encumbrances	+ Enc	Balance	
12								Student Activities								
			300					Secondary Services								
				298				Extracurricular Act								
					110			10th grade								
							301	Student Activities								
R	12	300	298	110	301	619	401	110	Cost of Resale / Rev Items	0.00	90.00	90.00	0%	0.00	0%	(90.00)
							301	Student Activities	0.00	90.00	(450.05)	0%	0.00	0%	450.05	
							110	10th grade	0.00	90.00	(450.05)	0%	0.00	0%	450.05	
							111	Junior Class								
							301	Student Activities								
R	12	300	298	111	301	099	401	111	Junior Class - Miscellaneous	(500.00)	0.00	(475.92)	95%	0.00	95%	(24.08)
R	12	300	298	111	301	619	401	111	Cost of Resale / Rev Items	0.00	0.00	63.00	0%	0.00	0%	(63.00)
							301	Student Activities	(500.00)	0.00	(412.92)	83%	0.00	83%	(87.08)	
							111	Junior Class	(500.00)	0.00	(412.92)	83%	0.00	83%	(87.08)	
							112	Senior Class								
							301	Student Activities								
R	12	300	298	112	301	099	401	112	Senior Class - Miscellaneous	(1,800.00)	0.00	(2,810.00)	156%	0.00	156%	1,010.00
R	12	300	298	112	301	619	401	112	Cost of Resale / Rev Items	0.00	0.00	1,232.00	0%	0.00	0%	(1,232.00)
							301	Student Activities	(1,800.00)	0.00	(1,578.00)	88%	0.00	88%	(222.00)	
							112	Senior Class	(1,800.00)	0.00	(1,578.00)	88%	0.00	88%	(222.00)	
							202	7 & 8 Band								
							301	Student Activities								
R	12	300	298	202	301	096	401	202	Student Council - Donations	(500.00)	0.00	(689.00)	138%	0.00	138%	189.00
R	12	300	298	202	301	099	401	202	Student Council - Miscellane	(5,000.00)	0.00	(12,459.64)	249%	0.00	249%	7,459.64
R	12	300	298	202	301	619	401	202	Cost of Resale / Rev Items	1,000.00	1,354.39	1,516.39	152%	0.00	152%	(516.39)
							301	Student Activities	(4,500.00)	1,354.39	(11,632.25)	258%	0.00	258%	7,132.25	
							202	7 & 8 Band	(4,500.00)	1,354.39	(11,632.25)	258%	0.00	258%	7,132.25	
							203	Love & Logic								
							301	Student Activities								
R	12	300	298	203	301	099	401	203	Yearbook - Miscellaneous	(5,000.00)	0.00	(3,779.43)	76%	0.00	76%	(1,220.57)
R	12	300	298	203	301	619	401	203	COGS - Yearbook Sales	10,000.00	27.00	180.00	2%	0.00	2%	9,820.00
R	12	300	298	203	301	621	401	203	Sales - Yearbooks	(13,000.00)	0.00	(1,526.70)	12%	0.00	12%	(11,473.30)
							301	Student Activities	(8,000.00)	27.00	(5,126.13)	64%	0.00	64%	(2,873.87)	
							203	Love & Logic	(8,000.00)	27.00	(5,126.13)	64%	0.00	64%	(2,873.87)	

Wadena-Deer Creek Schools #2155

Exp Detail All

Period Ending March 31, 2025

Sequence: Fd, Org, Pro, Crs, Fin, O/S

										2025R1				% YTD		Remaining
L	Fd	Org	Pro	Crs	Fin	O/S	Class	Sub	Description	Annual Budget	Period 202509	Year To Date	% YTD	Encumbrances	+ Enc	Balance
12	Student Activities															
	300 Secondary Services															
	298 Extracurricular Act															
	204 Jazz															
	301 Student Activities															
R	12	300	298	204	301	096	401	204	HS Music - Donations	(1,650.00)	0.00	(300.00)	18%	0.00	18%	(1,350.00)
R	12	300	298	204	301	099	401	204	HS Music - Miscellaneous	(25,000.00)	(62.00)	(10,504.00)	42%	0.00	42%	(14,496.00)
R	12	300	298	204	301	619	401	204	HS Music - cogs for Fundrais	6,500.00	3,692.00	7,426.07	114%	0.00	114%	(926.07)
R	12	300	298	204	301	621	401	204	HS Music Fundraiser Sales	(22,000.00)	0.00	(6,230.00)	28%	0.00	28%	(15,770.00)
									301 Student Activities	(42,150.00)	3,630.00	(9,607.93)	23%	0.00	23%	(32,542.07)
									204 Jazz	(42,150.00)	3,630.00	(9,607.93)	23%	0.00	23%	(32,542.07)
	205 WDC Fishing															
	301 Student Activities															
R	12	300	298	205	301	096	401	205	WDC Fishing Team - Donatic	(2,500.00)	(1,500.00)	(3,000.00)	120%	0.00	120%	500.00
R	12	300	298	205	301	099	401	205	WDC Fishing Team - Miscell.	(750.00)	0.00	0.00	0%	0.00	0%	(750.00)
									301 Student Activities	(3,250.00)	(1,500.00)	(3,000.00)	92%	0.00	92%	(250.00)
									205 WDC Fishing	(3,250.00)	(1,500.00)	(3,000.00)	92%	0.00	92%	(250.00)
	206 yearbook															
	301 Student Activities															
R	12	300	298	206	301	096	401	206	Drama Club - Donations	(250.00)	0.00	0.00	0%	0.00	0%	(250.00)
R	12	300	298	206	301	099	401	206	Drama Club - Miscellaneous	(5,000.00)	(969.60)	(5,568.32)	111%	0.00	111%	568.32
R	12	300	298	206	301	619	401	206	Cost of Resale / Rev Items	0.00	54.00	135.00	0%	0.00	0%	(135.00)
									301 Student Activities	(5,250.00)	(915.60)	(5,433.32)	103%	0.00	103%	183.32
									206 yearbook	(5,250.00)	(915.60)	(5,433.32)	103%	0.00	103%	183.32
	207 Trap Team															
	301 Student Activities															
R	12	300	298	207	301	096	401	207	Trap Team - Donations	(500.00)	0.00	0.00	0%	0.00	0%	(500.00)
R	12	300	298	207	301	099	401	207	Trap Team - Miscellaneous	(1,000.00)	0.00	0.00	0%	0.00	0%	(1,000.00)
									301 Student Activities	(1,500.00)	0.00	0.00	0%	0.00	0%	(1,500.00)
									207 Trap Team	(1,500.00)	0.00	0.00	0%	0.00	0%	(1,500.00)
	208 FCCLA															
	301 Student Activities															
R	12	300	298	208	301	096	401	208	FCCLA - Donations	(100.00)	0.00	(450.00)	450%	0.00	450%	350.00
R	12	300	298	208	301	099	401	208	FCCLA - Miscellaneous	(1,500.00)	0.00	(2,938.57)	196%	0.00	196%	1,438.57

Wadena-Deer Creek Schools #2155

Exp Detail All

Period Ending March 31, 2025

Sequence: Fd, Org, Pro, Crs, Fin, O/S

								2025R1				% YTD		Remaining		
L	Fd	Org	Pro	Crs	Fin	O/S	Class Sub	Description	Annual Budget	Period 202509	Year To Date	% YTD	Encumbrances	+ Enc	Balance	
12								Student Activities								
			300					Secondary Services								
				298				Extracurricular Act								
					208			FCCLA								
						301		Student Activities								
R	12	300	298	208	301	619	401	208	FCCLA - COGS fundraiser	0.00	36.00	2,532.24	0%	0.00	0%	(2,532.24)
								301 Student Activities	(1,600.00)	36.00	(856.33)	54%	0.00	54%	(743.67)	
								208 FCCLA	(1,600.00)	36.00	(856.33)	54%	0.00	54%	(743.67)	
								209 BPA								
						301		Student Activities								
R	12	300	298	209	301	096	401	209	BPA - Donations	(2,000.00)	0.00	0.00	0%	0.00	0%	(2,000.00)
R	12	300	298	209	301	099	401	209	BPA - Miscellaneous	(15,000.00)	(1,505.52)	(2,992.36)	20%	0.00	20%	(12,007.64)
R	12	300	298	209	301	619	401	209	Cost of Resale / Rev Items	0.00	225.00	343.84	0%	0.00	0%	(343.84)
								301 Student Activities	(17,000.00)	(1,280.52)	(2,648.52)	16%	0.00	16%	(14,351.48)	
								209 BPA	(17,000.00)	(1,280.52)	(2,648.52)	16%	0.00	16%	(14,351.48)	
								210 Special Education								
						301		Student Activities								
R	12	300	298	210	301	096	401	210	NHS Day of Caring - Donatic	(1,400.00)	0.00	0.00	0%	0.00	0%	(1,400.00)
								301 Student Activities	(1,400.00)	0.00	0.00	0%	0.00	0%	(1,400.00)	
								210 Special Education	(1,400.00)	0.00	0.00	0%	0.00	0%	(1,400.00)	
								211 Letterwinners								
						301		Student Activities								
R	12	300	298	211	301	099	401	211	Letterwinners - Miscellaneou	(1,000.00)	(220.00)	(1,190.00)	119%	0.00	119%	190.00
R	12	300	298	211	301	621	401	211	Letterwinners Jackets	(3,500.00)	0.00	(1,144.00)	33%	0.00	33%	(2,356.00)
								301 Student Activities	(4,500.00)	(220.00)	(2,334.00)	52%	0.00	52%	(2,166.00)	
								211 Letterwinners	(4,500.00)	(220.00)	(2,334.00)	52%	0.00	52%	(2,166.00)	
								213 NHS								
						301		Student Activities								
R	12	300	298	213	301	096	401	213	NHS - Donations	(100.00)	0.00	(100.00)	100%	0.00	100%	0.00
R	12	300	298	213	301	099	401	213	NHS - Miscellaneous	(1,000.00)	0.00	(2,352.55)	235%	0.00	235%	1,352.55
R	12	300	298	213	301	619	401	213	Cost of Resale / Rev Items	0.00	0.00	90.00	0%	0.00	0%	(90.00)
								301 Student Activities	(1,100.00)	0.00	(2,362.55)	215%	0.00	215%	1,262.55	
								213 NHS	(1,100.00)	0.00	(2,362.55)	215%	0.00	215%	1,262.55	
								214 Prom								
						301		Student Activities								
R	12	300	298	214	301	096	401	214	Prom - Donations	(500.00)	(1,945.00)	(3,620.00)	724%	0.00	724%	3,120.00

Wadena-Deer Creek Schools #2155

Exp Detail All

Period Ending March 31, 2025

Sequence: Fd, Org, Pro, Crs, Fin, O/S

										2025R1				% YTD		Remaining
L	Fd	Org	Pro	Crs	Fin	O/S	Class	Sub	Description	Annual Budget	Period 202509	Year To Date	% YTD	Encumbrances	+ Enc	Balance
12	Student Activities															
	300 Secondary Services															
	298 Extracurricular Act															
	214 Prom															
	301 Student Activities															
R	12	300	298	214	301	099	401	214	Prom - Miscellaneous	(5,000.00)	(4,974.50)	(10,655.02)	213%	0.00	213%	5,655.02
R	12	300	298	214	301	619	401	214	Cost of Resale / Rev Items	0.00	108.00	144.00	0%	0.00	0%	(144.00)
									301 Student Activities	(5,500.00)	(6,811.50)	(14,131.02)	257%	0.00	257%	8,631.02
									214 Prom	(5,500.00)	(6,811.50)	(14,131.02)	257%	0.00	257%	8,631.02
	215 Knowledge Bowl															
	301 Student Activities															
R	12	300	298	215	301	099	401	215	Knowledge Bowl - Miscellaneous	(500.00)	0.00	0.00	0%	0.00	0%	(500.00)
									301 Student Activities	(500.00)	0.00	0.00	0%	0.00	0%	(500.00)
									215 Knowledge Bowl	(500.00)	0.00	0.00	0%	0.00	0%	(500.00)
	217 Robotics															
	301 Student Activities															
R	12	300	298	217	301	096	401	217	Robotics - Donations	(250.00)	0.00	0.00	0%	0.00	0%	(250.00)
R	12	300	298	217	301	099	401	217	Robotics - Miscellaneous	(472.00)	0.00	0.00	0%	0.00	0%	(472.00)
									301 Student Activities	(722.00)	0.00	0.00	0%	0.00	0%	(722.00)
									217 Robotics	(722.00)	0.00	0.00	0%	0.00	0%	(722.00)
	218 FFA															
	301 Student Activities															
R	12	300	298	218	301	096	401	218	FFA - Donations	(2,000.00)	0.00	(3,000.00)	150%	0.00	150%	1,000.00
R	12	300	298	218	301	099	401	218	FFA - Miscellaneous	(1,500.00)	(657.60)	(5,279.17)	352%	0.00	352%	3,779.17
R	12	300	298	218	301	619	401	218	FFA - COGS	0.00	261.00	6,297.50	0%	0.00	0%	(6,297.50)
R	12	300	298	218	301	621	401	218	FFA - Sales	(2,500.00)	0.00	(7,177.00)	287%	0.00	287%	4,677.00
									301 Student Activities	(6,000.00)	(396.60)	(9,158.67)	153%	0.00	153%	3,158.67
									218 FFA	(6,000.00)	(396.60)	(9,158.67)	153%	0.00	153%	3,158.67
	220 REACH															
	301 Student Activities															
R	12	300	298	220	301	096	401	220	REACH - Donations	(500.00)	0.00	0.00	0%	0.00	0%	(500.00)
									301 Student Activities	(500.00)	0.00	0.00	0%	0.00	0%	(500.00)
									220 REACH	(500.00)	0.00	0.00	0%	0.00	0%	(500.00)
	221 Day Treatment-Summer															
	000 Districtwide															
R	12	300	298	221	000	619	401	221	Book Fair - COGS	6,000.00	(6,839.40)	277.68	5%	0.00	5%	5,722.32

Wadena-Deer Creek Schools #2155

Exp Detail All

Period Ending March 31, 2025

Sequence: Fd, Org, Pro, Crs, Fin, O/S

										2025R1				% YTD		Remaining
L	Fd	Org	Pro	Crs	Fin	O/S	Class	Sub	Description	Annual Budget	Period 202509	Year To Date	% YTD	Encumbrances	+ Enc	Balance
12									Student Activities							
		300							Secondary Services							
			298						Extracurricular Act							
				221					Day Treatment-Summer							
					000				Districtwide							
R	12	300	298	221	000	621	401	221	Sales-Purch Resale	(6,000.00)	0.00	0.00	0%	0.00	0%	(6,000.00)
					000				Districtwide	0.00	(6,839.40)	277.68	0%	0.00	0%	(277.68)
								221	Day Treatment-Summer	0.00	(6,839.40)	277.68	0%	0.00	0%	(277.68)
									305 Cheerleading							
									301 Student Activities							
R	12	300	298	305	301	099	401	305	Cheerleading - Miscellaneou	(3,100.00)	0.00	(1,520.00)	49%	0.00	49%	(1,580.00)
R	12	300	298	305	301	621	401	305	Cheer Fundraising - Sales	(2,000.00)	0.00	0.00	0%	0.00	0%	(2,000.00)
									301 Student Activities	(5,100.00)	0.00	(1,520.00)	30%	0.00	30%	(3,580.00)
									305 Cheerleading	(5,100.00)	0.00	(1,520.00)	30%	0.00	30%	(3,580.00)
									310 Danceline							
									301 Student Activities							
R	12	300	298	310	301	099	401	310	Danceline - Miscellaneous	(25,000.00)	0.00	(39,321.65)	157%	0.00	157%	14,321.65
R	12	300	298	310	301	619	401	310	Cost of Resale / Rev Items	12,500.00	0.00	6,256.50	50%	0.00	50%	6,243.50
									301 Student Activities	(12,500.00)	0.00	(33,065.15)	265%	0.00	265%	20,565.15
									310 Danceline	(12,500.00)	0.00	(33,065.15)	265%	0.00	265%	20,565.15
									298 Extracurricular Act	(130,059.00)	(14,819.52)	(115,212.58)	89%	453.87	88%	(15,300.29)
									300 Secondary Services	(184,326.00)	(14,414.88)	(154,783.66)	84%	453.87	84%	(29,996.21)
12									Student Activities	(184,326.00)	(14,414.88)	(154,783.66)	84%	453.87	84%	(29,996.21)
									Report Totals:	(17,431,152.00)	(1,660,665.17)	(10,237,547.63)	59%	481.32	59%	(7,194,085.69)

WADENA-DEER CREEK PUBLIC SCHOOL: BILLS FOR APRIL 22, 2025

<u>CHECK#</u>	<u>VENDOR</u>	<u>AMOUNT</u>
47595	QUALITY AUTO BODY & GLASS LLC	21,601.87
47596	REGION 5A	5,525.00
47597	KIMBER CREEK FORD	65,756.60
47598	LEARNING OPPORTUNITIES, INC.	727.54
47599	NAPA CENTRAL MN	642.57
47600	NASCO	13.60
47601	NESLAND, JERALD	1,225.00
47602	NORTH CENTRAL BUS & EQUIPMENT	563.67
47603	NORTH CENTRAL INTERNATIONAL, LLC	1,982.40
47604	OFFICE OF MN.IT SERVICES	52.50
47605	OXYGEN SERVICE COMPANY	1,379.41
47606	PAN-O-GOLD BAKING CO.	549.14
47607	ROBINSON, CARMEN	64.50
47608	ROERS, WANDA	64.50
47609	RUTTEN, LOUIS	108.30
47610	SCHMIDT, LISA	140.00
47611	SNYDER, DAVID	135.00
47612	STEINKOPF, SARAH	71.73
47613	STEIN'S INC.	1,442.56
47614	STEVE'S ALIGNMENT & REPAIR	85.08
47615	SUMMIT FIRE PROTECTION	2,873.00
47616	SUPER ONE FOODS- RETAIL ACCOUNTING	217.07
47617	TEN FINNS CREAMERY, LLC	4,072.50
47618	ULINE	536.80
47619	UMLAND, BROOKE	255.00
47620	UPPER LAKES FOODS, INC.	62,115.03
47621	REGION 6 A	85.00
47622	WADENA AUTO VALUE	370.88
47623	WADENA COUNTY RECORDER	15.00
47624	WADENA CTY FAMILY SERVICES	100.00
47625	WADENA IRON & METAL INC.	78.08
47626	WEBER'S WADENA HARDWARE	129.43
47627	WEGSCHEID, NADINE	10.50
47628	INSTRUMENTALIST AWARDS	90.00
47629	COYLE, KRISTA	1,120.00
47630	ALLRED, JASON OR MICHELLE	10.90
47631	ANDERSON, KATHY OR MICHAEL	8.55
47632	BJORNSON, SARAH	28.85
47633	BRAITH, NICOLE	60.65
47634	BRAUN, JULIE	17.75
47635	CANNING-WILLIAMS, EMILY	22.00
47636	CARKHUFF, JENA OR DAN	328.55
47637	CHASE, GINA OR CORY	19.00
47638	CLAPP, MEGAN OR ERIC	20.40
47639	COSTNER-JENSEN, CANDI	11.00
47640	DENNY, CORY OR TIMOTHY	11.00
47641	DENNY, DANIELE	13.85
47642	DOMIER, SHARON	15.50
47643	DORMAN, DEBRA	11.50
47644	DWIRE, TANJA OR JEREMIAH	14.00
47645	GRANGRUTH, SHANNON OR JESSIE	51.30
47646	GRIEGER, DANIELLE	19.25
47647	HALL, TAMMY	231.65
47648	HARPER, KEVIN	10.00

WADENA-DEER CREEK PUBLIC SCHOOL: BILLS FOR APRIL 22, 2025

47649	HENDERSHOT, BRIAN	9.00
47650	HUNKE, RYAN OR ALISON	799.15
47651	KALLEVIG, RENEE OR DANIEL	122.10
47652	KAPPAHN, CORY OR CRYSTAL	18.00
47653	LAPLANT, MICHELLE	50.31
47654	LAWRENCE, SHAYLA	126.85
47655	MANN, BENJAMIN & AMANDA	250.50
47656	MEEKINS, HEIDI	14.90
47657	MITCHELL, STACY	19.30
47658	MOENCH, DUANE	43.60
47659	MOONEN, LAURA OR JEREMY	12.70
47660	SEA, DAVID	5.65
47661	USELMAN, ALLEN	20.00
47662	ASTERA HEALTH	260.00
47663	BRICKMAN, JACKI, INC.	3,000.00
47664	CHUBB	7,076.03
47665	ECKEL, JAY	2,949.00
47666	EHLERS & ASSOCIATES, INC.	3,450.00
47667	FIRST DAKOTA INDEMNITY COMPANY	9,836.00
47668	GRAINGER	1,055.02
47669	HART TRAVEL, LLC	800.00
47670	HEARTLAND TIRE INC.	30.00
47671	HINOJOS, VINCE	543.20
47672	JOSTENS, INC.	1,984.16
47673	MIDWEST BUS PARTS INC.	161.70
47674	MINN. ENERGY RESOURCES CORP.	1,607.77
47675	REGION 6 A	330.00
47676	T-MOBILE	1,205.40
47677	WADENA IRON & METAL INC.	161.00
47678	AMAZON CAPITAL SERVICES	3,814.71
47679	HAMANN, WYATT	150.00
47680	SCHMIDT, TED	150.00
47681	TERVO, KATELYN	120.00
47682	WIENER, RANDY	150.00
47683	BUSINESS PROFESSIONALS OF AMERICA	1,147.00
47684	MARCO TECHNOLOGIES LLC	3,689.07
47687	AFLAC	926.24
47688	AFSCME COUNCIL 65	957.07
47689	AMERITAS LIFE INSURANCE CORP.	965.76
47690	DELTA DENTAL OF MINNESOTA	3,705.35
47691	ED MN	84.60
47692	INTERNATIONAL UNION OF OPER.	107.52
47693	MADISON NATIONAL LIFE	1,101.70
47694	NATIONAL INSURANCE SERVICES OF WI	1,684.22
47695	NCPERS GROUP LIFE INS.	80.00
47696	WDC ED MN	4,297.64
47697	WDC PUBLIC SCHOOL	150.00
47698	KILPPENES, CHARLES	150.00
47699	TERVO, KATELYN	120.00
47700	VEDBRAATEN, CHRISTOPHER	150.00
47701	VEDBRAATEN, SCOTT	150.00
47702	BUSHINGER, CHRIS	120.00
47703	HAMANN, WYATT	150.00
47704	JOHNSON, CHARLIE	150.75
47705	SELK, TODD	150.75

WADENA-DEER CREEK PUBLIC SCHOOL: BILLS FOR APRIL 22, 2025

47706	TERVO, KATELYN	270.00
47707	VEDBRAATEN, CHRISTOPHER	150.00
47708	VEDBRAATEN, SCOTT	150.00
47710	CARLSON, DARBY	150.00
47711	KILPPENES, CHARLES	150.00
47712	MATHIOWETZ, H. JAMES	1,725.00
47713	TERVO, KATELYN	150.00
47714	BUSHINGER, CHRIS	120.00
47715	AFSCME COUNCIL 65	1,075.01
47716	ED MN	84.60
47717	INTERNATIONAL UNION OF OPER.	107.52
47718	WDC ED MN	4,297.64
47719	WDC PUBLIC SCHOOL	175.00
47720	ALBIN ACQUISITION CORP	125.00
47721	AMERICAN TIME & SIGNAL CO.	2,160.45
47722	ARVIG COMMUNICATIONS SYSTEMS	1,380.29
47723	ASTERA HEALTH	1,752.82
47724	AVIBEN	141.72
47725	BEMIDJI STATE UNIVERSITY	3,588.62
47726	BRICKMAN, JACKI, INC.	3,000.00
47727	BROSTROM, ROBERT	65.75
47728	CAPITAL ONE	987.44
47729	CARRY, KIRSTEN	284.94
47730	CENTRAL MINNESOTA E.R.D.C.	4,533.38
47731	CHROMEBOOKPARTS.COM	1,592.76
47732	CITY OF WADENA	26,026.15
47733	CLIMATE MAKERS INC.	6,305.25
47734	CULINEX	686.27
47735	CULLIGAN	533.20
47736	DACOTAH PAPER CO.	2,459.58
47737	DAMLO, RYAN	602.95
47738	DANIELLE THEIS CONSULTING, LLC	6,241.72
47739	DEMCO, INC.	249.82
47740	DEPARTMENT 5420	891.00
47741	DRUG TESTING SOLUTIONS	196.50
47742	ECKEL, JAY	49.00
47743	ECKROTH MUSIC CO.	211.35
47744	ELLENSON, MARY	2,199.17
47745	FARMTEK	5,403.03
47746	FLINN SCIENTIFIC INC.	745.70
47747	FORUM COMMUNICATIONS COMPANY	561.00
47748	FRESHWATER ED. DISTRICT	42,356.34
47749	FUN & FUNCTIONAL	103.38
47750	FUN EXPRESS, LLC	72.96
47751	G & T SANITATION	3,889.96
47752	GERRELLS SPORT CENTER, INC.	819.99
47753	GOPHER SPORT	511.63
47754	GRAINGER	394.25
47755	HAGEN, BRIAN	38.43
47756	HAMELAU, DAWN	60.44
47757	HBI RADIO WADENA	1,060.00
47758	HEARTLAND TIRE INC.	73.56
47759	HILLYARD/HUTCHINSON	6,283.78
47760	HINMAN ELECTRIC	606.30
47761	HITESMAN LAW	450.00

WADENA-DEER CREEK PUBLIC SCHOOL: BILLS FOR APRIL 22, 2025

47762	HOMETOWN CRAFTS	63.99
47763	IND. SCHOOL DIST. #116	300.00
47764	IND. SCHOOL DIST. #741	50.00
47765	INNOVATIVE OFFICE SOLUTIONS	1,008.36
47766	INTERQUEST DETECTION CANINES	340.00
47767	JACOBSON, JANET	64.50
47768	JOHN DEERE FINANCIAL	1,132.56
47769	JOHN'S CAR CARE CENTER INC.	61.66
47770	JOHNSON, CHRISTINA	64.50
47771	JOSTENS, INC.	639.75
47772	LAKES COUNTRY SERVICE COOP.	42.00
47773	LEIGHTON BROADCASTING	300.00
47774	LONG WEEKEND SPORTSWEAR	1,350.00
47775	LUCKY LUKE, LLC	247.05
47776	MARATHON PETROLEUM	10,025.20
47777	MEI TOTAL ELEVATOR SOLUTIONS	186.32
47778	MERCIER, JAY	480.00
47779	MERICKEL'S	43.95
47780	MINN. ENERGY RESOURCES CORP.	4,147.78
47781	MINNESOTA SCHOOL BOARDS ASSOC.	230.00
47782	MSCTC	25,954.00
47783	NAPA CENTRAL MN	3,672.06
47784	NASCO	19.60
47785	NASHKE GAMES	415.00
47786	NORTH CENTRAL INTERNATIONAL, LLC	6,388.41
47787	ORTMANN, MICHAEL	560.10
47788	OXYGEN SERVICE COMPANY	307.77
47789	PAN-O-GOLD BAKING CO.	1,169.90
47790	PEMBERTON LAW, P.L.L.P.	2,209.00
47791	PEPPER, J.W. & SON INC.	38.00
47792	PEPSICO BEVERAGE SALES LLC	983.76
47793	PLANK ROAD PUBLISHING, INC.	102.40
47794	POPPLERS MUSIC INC.	40.47
47795	PRO SKINZ & DESIGN	225.00
47796	QUADIENT FINANCE USA, INC.	1,000.00
47797	RIES, LEANNE	175.00

TOTAL 437,807.42

Detail Payment Register By Check

Check Number: 47595-47797 Payment Date: 7/1/2024-4/30/2025 Period: 202501-202510 Void Status: N

Bank	Check No	Code	Rcd	Vendor	Pmt/Void Date	Pmt Type
WSB	47595	3622		QUALITY AUTO BODY & GLASS LLC		Check
			E 01	006 760 000 000 314	REPAIRS- 2024 CHEVY MALIBU	\$21,601.87
PO#:	Voucher #:	124846	Invoice	Invoice No: WDC24CM	3/17/2025	Paid Amt: \$21,601.87
						Check Amount: \$21,601.87
WSB	47596	1760		REGION 5A		Check
			R 01	300 290 000 000 060	GATE- SECTION 5A BBB, 3/8/25	\$2,700.00
			R 01	300 290 000 000 060	GATE- SECTION 5A BBB, 3/12/2025	\$2,825.00
PO#:	Voucher #:	124847	Invoice	Invoice No: 3/17/2025	3/17/2025	Paid Amt: \$5,525.00
						Check Amount: \$5,525.00
WSB	47597	4320		KIMBER CREEK FORD		Check
			E 01	006 760 000 302 530	2024 FORD TRANSIT-350 PASSENGER VAN	\$65,756.60
			E 01	006 760 000 302 530	2024 FORD TRANSIT-350 PASSENGER VAN	(\$65,756.60)
			E 01	006 760 000 302 548	chnge obj from 530 to 548	\$65,756.60
PO#:	Voucher #:	124848	Invoice	Invoice No: 59863	3/18/2025	Paid Amt: \$65,756.60
						Check Amount: \$65,756.60
WSB	47598	26999		LEARNING OPPORTUNITIES, INC.		Check
			E 01	300 622 000 000 470	ORDER 247302 Book order	\$727.54
PO#: 14257	Voucher #:	124882	Invoice	Invoice No: 257181	3/20/2025	Paid Amt: \$727.54
						Check Amount: \$727.54
WSB	47599	32895		NAPA CENTRAL MN		Check
			E 01	005 815 000 000 401	RATCHET	\$113.39
PO#:	Voucher #:	124852	Invoice	Invoice No: 034377	3/20/2025	Paid Amt: \$113.39
			E 01	005 815 000 000 401	WORKSHOP VISE/BRAKE CLNR	\$276.45
PO#:	Voucher #:	124853	Invoice	Invoice No: 034492	3/20/2025	Paid Amt: \$276.45
			E 01	005 815 000 000 401	HOSE STOP	\$62.07
PO#:	Voucher #:	124849	Invoice	Invoice No: 034033	3/20/2025	Paid Amt: \$62.07
			E 01	005 815 000 000 401	ADAPTER	\$8.24
PO#:	Voucher #:	124855	Invoice	Invoice No: 034912	3/20/2025	Paid Amt: \$8.24
			E 01	005 815 000 000 401	FLOOR DRY	\$29.87
PO#:	Voucher #:	124850	Invoice	Invoice No: 034107	3/20/2025	Paid Amt: \$29.87
			E 01	005 815 000 000 401	FUEL FILTER	\$12.38
PO#:	Voucher #:	124854	Invoice	Invoice No: 034783	3/20/2025	Paid Amt: \$12.38
			E 01	005 815 000 000 401	SHOEASSY	\$140.17
PO#:	Voucher #:	124851	Invoice	Invoice No: 034108	3/20/2025	Paid Amt: \$140.17
						Check Amount: \$642.57

Detail Payment Register By Check

Check Number: 47595-47797 Payment Date: 7/1/2024-4/30/2025 Period: 202501-202510 Void Status: N

Bank	Check No	Code	Rcd	Vendor	Pmt/Void Date	Pmt Type			
WSB	47600	32900		NASCO		Check			
			E 01	110 212 021 000 430	Amaco Teacher's Palette Light Glaze 9730113	\$13.60			
PO#:	14300	Voucher #:	124856	Invoice	Invoice No: 692830	3/20/2025	Paid Amt:	\$13.60	
							Check Amount:	\$13.60	
WSB	47601	3403		NESLAND, JERALD		Check			
			E 04	500 505 000 321 305	2024-25 CONSULTING SERVICES	\$1,225.00			
PO#:		Voucher #:	124857	Invoice	Invoice No: 3/18/2025	3/20/2025	Paid Amt:	\$1,225.00	
							Check Amount:	\$1,225.00	
WSB	47602	35000		NORTH CENTRAL BUS & EQUIPMENT		Check			
			E 01	006 760 000 720 403	Vehicle Maint/Parts	\$563.67			
PO#:		Voucher #:	124858	Invoice	Invoice No: 557328	3/20/2025	Paid Amt:	\$563.67	
							Check Amount:	\$563.67	
WSB	47603	19840	REMIT	NORTH CENTRAL INTERNATIONAL, LLC		Check			
			E 01	006 760 000 720 403	Vehicle Maint/Parts	\$578.39			
PO#:		Voucher #:	124864	Invoice	Invoice No: X226025411:01	3/20/2025	Paid Amt:	\$578.39	
			E 01	006 760 000 720 403	Vehicle Maint/Parts	\$383.24			
PO#:		Voucher #:	124862	Invoice	Invoice No: X226024895:01	3/20/2025	Paid Amt:	\$383.24	
			E 01	006 760 000 720 403	Vehicle Maint/Parts	\$368.08			
PO#:		Voucher #:	124860	Invoice	Invoice No: X226024717:01	3/20/2025	Paid Amt:	\$368.08	
			E 01	006 760 000 720 403	Vehicle Maint/Parts	\$358.85			
PO#:		Voucher #:	124861	Invoice	Invoice No: X221052653:02	3/20/2025	Paid Amt:	\$358.85	
			E 01	006 760 000 720 403	Vehicle Maint/Parts	\$72.34			
PO#:		Voucher #:	124859	Invoice	Invoice No: X221052653:01	3/20/2025	Paid Amt:	\$72.34	
			E 01	006 760 000 720 403	Vehicle Maint/Parts	\$221.50			
PO#:		Voucher #:	124863	Invoice	Invoice No: X221052653:03	3/20/2025	Paid Amt:	\$221.50	
							Check Amount:	\$1,982.40	
WSB	47604	2580		OFFICE OF MN.IT SERVICES		Check			
			E 01	005 630 000 000 405	CYBERSECURITY PLAN	\$52.50			
PO#:		Voucher #:	124865	Invoice	Invoice No: 24120613	3/20/2025	Paid Amt:	\$52.50	
							Check Amount:	\$52.50	
WSB	47605	36470		OXYGEN SERVICE COMPANY		Check			
			E 01	300 255 000 000 335	MIG PORTABLE 250 AMP- EQUIP RENTAL	\$655.00			
PO#:		Voucher #:	124867	Invoice	Invoice No: 8805867	3/20/2025	Paid Amt:	\$655.00	
			E 01	300 255 000 000 335	MIG PORTABLE 250 AMP	\$175.92			
PO#:		Voucher #:	124869	Invoice	Invoice No: 8807368	3/20/2025	Paid Amt:	\$175.92	

Detail Payment Register By Check

Check Number: 47595-47797 Payment Date: 7/1/2024-4/30/2025 Period: 202501-202510 Void Status: N

Bank	Check No	Code	Rcd	Vendor	Pmt/Void Date	Pmt Type
WSB	47605	36470		OXYGEN SERVICE COMPANY		Check
			E 01	300 255 000 000 335	CYLINDER RENTAL	\$255.10
PO#:	Voucher #:	124870	Invoice	Invoice No: 3611972	3/20/2025	Paid Amt: \$255.10
			E 01	300 255 000 000 335	CYLINDER LEASE 5YR	\$154.00
PO#:	Voucher #:	124866	Invoice	Invoice No: 1023792	3/20/2025	Paid Amt: \$154.00
			E 01	300 255 000 000 404	Oxygen & Acetylene	\$139.39
PO#:	Voucher #:	124868	Invoice	Invoice No: 8807321	3/20/2025	Paid Amt: \$139.39
						Check Amount: \$1,379.41
WSB	47606	36716		PAN-O-GOLD BAKING CO.		Check
			E 02	007 770 000 707 490	Food	\$16.48
PO#:	Voucher #:	124876	Invoice	Invoice No: 10008325055002	3/20/2025	Paid Amt: \$16.48
			E 02	007 770 000 707 490	Food	\$21.54
PO#:	Voucher #:	124878	Invoice	Invoice No: 10008325058001	3/20/2025	Paid Amt: \$21.54
			E 02	007 770 000 707 490	Food	\$41.52
PO#:	Voucher #:	124877	Invoice	Invoice No: 10008325055001	3/20/2025	Paid Amt: \$41.52
			E 02	005 770 000 701 490	Food	\$28.00
PO#:	Voucher #:	124875	Invoice	Invoice No: 10008325041002	3/20/2025	Paid Amt: \$28.00
			E 02	005 770 000 701 490	Food	\$177.20
PO#:	Voucher #:	124871	Invoice	Invoice No: 10008325034001	3/20/2025	Paid Amt: \$177.20
			E 02	005 770 000 701 490	Food	\$36.80
PO#:	Voucher #:	124872	Invoice	Invoice No: 10008325041001	3/20/2025	Paid Amt: \$36.80
			E 02	005 770 000 701 490	Food	\$99.00
PO#:	Voucher #:	124873	Invoice	Invoice No: 10008325055003	3/20/2025	Paid Amt: \$99.00
			E 02	005 770 000 701 490	Food	\$128.60
PO#:	Voucher #:	124874	Invoice	Invoice No: 10008325037001	3/20/2025	Paid Amt: \$128.60
						Check Amount: \$549.14
WSB	47607	40182		ROBINSON, CARMEN		Check
			E 02	005 770 000 701 820	REIMB SNA RENEWAL	\$64.50
PO#:	Voucher #:	124879	Invoice	Invoice No: 2/26/2025	3/20/2025	Paid Amt: \$64.50
						Check Amount: \$64.50
WSB	47608	40202		ROERS, WANDA		Check
			E 02	005 770 000 701 820	REIMB. SNA RENEWAL	\$64.50
PO#:	Voucher #:	124880	Invoice	Invoice No: 3/04/2025	3/20/2025	Paid Amt: \$64.50
						Check Amount: \$64.50

Detail Payment Register By Check

Check Number: 47595-47797 Payment Date: 7/1/2024-4/30/2025 Period: 202501-202510 Void Status: N

Bank	Check No	Code	Rcd	Vendor	Pmt/Void Date	Pmt Type			
WSB	47609	40415		RUTTEN, LOUIS		Check			
			E 01 110 203 000 000 820	REIMB. 2025 ELKS MEMBERSHIP			\$108.30		
PO#:	Voucher #:	124881	Invoice	Invoice No: 2/26/2025	3/20/2025	Paid Amt:	\$108.30		
						Check Amount:	\$108.30		
WSB	47610	41445		SCHMIDT, LISA		Check			
			E 01 005 111 000 000 820	REIMB. NOTARY COMMISSION/FILING FEE			\$140.00		
PO#:	Voucher #:	124939	Invoice	Invoice No: 3/05/2025	3/20/2025	Paid Amt:	\$140.00		
						Check Amount:	\$140.00		
WSB	47611	43633		SNYDER, DAVID		Check			
			E 01 005 112 000 000 335	MARCH 25 BILLBOARD RENTAL			\$135.00		
PO#:	Voucher #:	124883	Invoice	Invoice No: 3/18/2025	3/20/2025	Paid Amt:	\$135.00		
						Check Amount:	\$135.00		
WSB	47612	2332		STEINKOPF, SARAH		Check			
			E 04 500 582 000 344 401	REIMB. SUPPLIES FOR CLASS			\$17.50		
PO#:	Voucher #:	124885	Invoice	Invoice No: 3/04/2025	3/20/2025	Paid Amt:	\$17.50		
			E 04 500 582 000 344 401	REIMB. SUPPLIES FOR CLASS			\$54.23		
PO#:	Voucher #:	124884	Invoice	Invoice No: 2/24/2025	3/20/2025	Paid Amt:	\$54.23		
						Check Amount:	\$71.73		
WSB	47613	44900		STEIN'S INC.		Check			
			E 01 010 810 000 000 410	DISINFECTANT			\$521.16		
PO#:	Voucher #:	124887	Invoice	Invoice No: 953678	3/20/2025	Paid Amt:	\$521.16		
			E 01 005 810 000 000 410	DISINFECTANT			\$521.16		
PO#:	Voucher #:	124888	Invoice	Invoice No: 953679	3/20/2025	Paid Amt:	\$521.16		
			E 01 010 810 000 000 313	REPAIRS/PARTS			\$400.24		
PO#:	Voucher #:	124886	Invoice	Invoice No: 953263	3/20/2025	Paid Amt:	\$400.24		
						Check Amount:	\$1,442.56		
WSB	47614	44934		STEVE'S ALIGNMENT & REPAIR		Check			
			E 01 006 760 000 720 314	MAINTENANCE- 2017 DODGE GRAND CAR.			\$85.08		
PO#:	Voucher #:	124889	Invoice	Invoice No: 61387	3/20/2025	Paid Amt:	\$85.08		
						Check Amount:	\$85.08		
WSB	47615	2645		SUMMIT FIRE PROTECTION		Check			
			E 01 005 865 000 363 311	REPAIR- LEAK IN SYSTEM			\$2,873.00		
PO#:	Voucher #:	124890	Invoice	Invoice No: 3100585	3/20/2025	Paid Amt:	\$2,873.00		
						Check Amount:	\$2,873.00		

Detail Payment Register By Check

Check Number: 47595-47797 Payment Date: 7/1/2024-4/30/2025 Period: 202501-202510 Void Status: N

Bank	Check No	Code	Rcd	Vendor	Pmt/Void Date	Pmt Type
WSB	47616	50502		SUPER ONE FOODS- RETAIL ACCOUNTING		Check
			E 01 110 201 000 000 401	KG KITCHEN SUPPLIES		\$45.54
PO#:	Voucher #:	124891	Invoice	Invoice No: 207763	3/20/2025	Paid Amt: \$45.54
			E 01 110 201 000 000 401	KG KITCHEN SUPPLIES		\$51.53
PO#:	Voucher #:	124892	Invoice	Invoice No: 286638	3/20/2025	Paid Amt: \$51.53
			E 01 110 201 000 000 401	KG KITCHEN SUPPLIES		\$9.87
PO#:	Voucher #:	124893	Invoice	Invoice No: 288461	3/20/2025	Paid Amt: \$9.87
			E 01 110 201 000 000 401	KG KITCHEN SUPPLIES		\$46.28
PO#:	Voucher #:	124894	Invoice	Invoice No: 288462	3/20/2025	Paid Amt: \$46.28
			E 01 300 260 023 000 430	11TH GRADE SCIENCE SUPPLIES		\$63.85
PO#:	Voucher #:	124895	Invoice	Invoice No: 288606	3/20/2025	Paid Amt: \$63.85
						Check Amount: \$217.07
WSB	47617	4186		TEN FINNS CREAMERY, LLC		Check
			E 02 007 770 000 707 495	Milk		\$70.50
PO#:	Voucher #:	124908	Invoice	Invoice No: 10675321	3/20/2025	Paid Amt: \$70.50
			E 02 005 770 000 701 495	Milk		\$285.00
PO#:	Voucher #:	124901	Invoice	Invoice No: 10675508	3/20/2025	Paid Amt: \$285.00
			E 02 005 770 000 701 495	Milk		\$198.00
PO#:	Voucher #:	124905	Invoice	Invoice No: 10675507	3/20/2025	Paid Amt: \$198.00
			E 02 005 770 000 701 495	Milk		\$288.00
PO#:	Voucher #:	124906	Invoice	Invoice No: 10675515	3/20/2025	Paid Amt: \$288.00
			E 02 005 770 000 701 495	Milk		\$415.50
PO#:	Voucher #:	124903	Invoice	Invoice No: 10675455	3/20/2025	Paid Amt: \$415.50
			E 02 005 770 000 701 495	Milk		\$357.00
PO#:	Voucher #:	124899	Invoice	Invoice No: 10675480	3/20/2025	Paid Amt: \$357.00
			E 02 005 770 000 701 495	Milk		\$442.50
PO#:	Voucher #:	124902	Invoice	Invoice No: 10675516	3/20/2025	Paid Amt: \$442.50
			E 02 005 770 000 701 495	Milk		\$186.00
PO#:	Voucher #:	124898	Invoice	Invoice No: 10675428	3/20/2025	Paid Amt: \$186.00
			E 02 005 770 000 701 495	Milk		\$357.00
PO#:	Voucher #:	124896	Invoice	Invoice No: 10675390	3/20/2025	Paid Amt: \$357.00
			E 02 005 770 000 701 495	Milk		\$162.00
PO#:	Voucher #:	124897	Invoice	Invoice No: 10675416	3/20/2025	Paid Amt: \$162.00
			E 02 005 770 000 701 495	Milk		\$480.00
PO#:	Voucher #:	124900	Invoice	Invoice No: 10675485	3/20/2025	Paid Amt: \$480.00
			E 02 005 770 000 701 495	Milk		\$375.00
PO#:	Voucher #:	124904	Invoice	Invoice No: 10675479	3/20/2025	Paid Amt: \$375.00

Detail Payment Register By Check

Check Number: 47595-47797 Payment Date: 7/1/2024-4/30/2025 Period: 202501-202510 Void Status: N

Bank	Check No	Code	Rcd	Vendor	Pmt/Void Date	Pmt Type		
WSB	47617	4186		TEN FINNS CREAMERY, LLC		Check		
			E 02	007 770 000 707 495 Milk			\$57.00	
PO#:	Voucher #:	124909	Invoice	Invoice No: 10675481	3/20/2025	Paid Amt:	\$57.00	
			E 02	007 770 000 707 495 Milk			\$84.00	
PO#:	Voucher #:	124910	Invoice	Invoice No: 10675517	3/20/2025	Paid Amt:	\$84.00	
			E 02	005 770 000 701 495 Milk			\$315.00	
PO#:	Voucher #:	124907	Invoice	Invoice No: 10675539	3/20/2025	Paid Amt:	\$315.00	
						Check Amount:	\$4,072.50	
WSB	47618	47695		ULINE		Check		
			E 01	010 810 000 000 410 POWER CORDS			\$536.80	
PO#:	Voucher #:	124911	Invoice	Invoice No: 189954792	3/20/2025	Paid Amt:	\$536.80	
						Check Amount:	\$536.80	
WSB	47619	47770		UMLAND, BROOKE		Check		
			E 04	500 560 000 321 369 REIMB. UNIV MN SOFTBALL TICKETS			\$255.00	
PO#:	Voucher #:	124912	Invoice	Invoice No: 3/01/2025	3/20/2025	Paid Amt:	\$255.00	
						Check Amount:	\$255.00	
WSB	47620	48506		UPPER LAKES FOODS, INC.		Check		
			E 02	007 770 000 707 490 Food			\$1,950.34	
PO#:	Voucher #:	124973	Invoice	Invoice No: 569896	3/20/2025	Paid Amt:	\$1,950.34	
			E 02	007 770 000 707 490 Food			\$1,131.16	
			E 02	007 770 000 707 401 GRILL CLEANER/PLATES/TRAYS/PAN COVI			\$170.63	
PO#:	Voucher #:	124974	Invoice	Invoice No: 582142	3/20/2025	Paid Amt:	\$1,301.79	
			E 02	005 770 000 701 490 Food			\$251.46	
PO#:	Voucher #:	124972	Credit	Invoice No: 557172-0A	3/20/2025	Paid Amt:	(\$251.46)	
			E 02	005 770 000 701 490 Food			\$155.95	
PO#:	Voucher #:	124913	Invoice	Invoice No: 572407	3/20/2025	Paid Amt:	\$155.95	
			E 02	005 770 000 701 490 Food			\$2,380.25	
PO#:	Voucher #:	124914	Invoice	Invoice No: 576077	3/20/2025	Paid Amt:	\$2,380.25	
			E 02	005 770 000 701 490 Food			\$2,494.84	
PO#:	Voucher #:	124968	Invoice	Invoice No: 593019	3/20/2025	Paid Amt:	\$2,494.84	
			E 02	005 770 000 701 401 CONTAINERS/NAPKINS/TOWELS			\$201.20	
PO#:	Voucher #:	124916	Invoice	Invoice No: 576086	3/20/2025	Paid Amt:	\$201.20	
			E 02	005 770 000 701 490 Food			\$158.43	
PO#:	Voucher #:	124917	Invoice	Invoice No: 512536	3/20/2025	Paid Amt:	\$158.43	
			E 02	005 770 000 701 490 Food			\$853.48	
PO#:	Voucher #:	124918	Invoice	Invoice No: 579845	3/20/2025	Paid Amt:	\$853.48	

Detail Payment Register By Check

Check Number: 47595-47797 Payment Date: 7/1/2024-4/30/2025 Period: 202501-202510 Void Status: N

Bank	Check No	Code	Rcd	Vendor	Pmt/Void Date	Pmt Type
WSB	47620	48506		UPPER LAKES FOODS, INC.		Check
			E 02 005 770 000 701 490	Food		\$1,157.49
PO#:	Voucher #:	124919	Invoice	Invoice No: 579848	3/20/2025	Paid Amt: \$1,157.49
			E 02 005 770 000 701 490	Food		\$2,401.38
PO#:	Voucher #:	124920	Invoice	Invoice No: 582178	3/20/2025	Paid Amt: \$2,401.38
			E 02 005 770 000 701 490	Food		\$513.60
PO#:	Voucher #:	124921	Invoice	Invoice No: 582179	3/20/2025	Paid Amt: \$513.60
			E 02 005 770 000 701 401	CONTAINERS/KNIVES/GLOVES		\$89.37
PO#:	Voucher #:	124960	Invoice	Invoice No: 588722	3/20/2025	Paid Amt: \$89.37
			E 02 005 770 000 701 490	Food		\$4,223.78
PO#:	Voucher #:	124923	Invoice	Invoice No: 585302	3/20/2025	Paid Amt: \$4,223.78
			E 02 005 770 000 701 401	NAPKIN		\$113.72
PO#:	Voucher #:	124924	Invoice	Invoice No: 585303	3/20/2025	Paid Amt: \$113.72
			E 02 005 770 000 701 490	Food		\$99.70
PO#:	Voucher #:	124956	Invoice	Invoice No: 579236	3/20/2025	Paid Amt: \$99.70
			E 02 005 770 000 701 490	Food		\$694.31
PO#:	Voucher #:	124926	Invoice	Invoice No: 588568	3/20/2025	Paid Amt: \$694.31
			E 02 005 770 000 701 401	TOWELS		\$41.71
PO#:	Voucher #:	124927	Invoice	Invoice No: 588569	3/20/2025	Paid Amt: \$41.71
			E 02 005 770 000 701 490	Food		\$3,729.39
PO#:	Voucher #:	124952	Invoice	Invoice No: 582279	3/20/2025	Paid Amt: \$3,729.39
			E 02 005 770 000 701 490	Food		\$68.45
PO#:	Voucher #:	124929	Invoice	Invoice No: 582247	3/20/2025	Paid Amt: \$68.45
			E 02 005 770 000 701 490	Food		\$694.21
PO#:	Voucher #:	124930	Invoice	Invoice No: 589586	3/20/2025	Paid Amt: \$694.21
			E 02 005 770 000 701 490	Food		\$1,850.56
PO#:	Voucher #:	124931	Invoice	Invoice No: 589590	3/20/2025	Paid Amt: \$1,850.56
			E 02 005 770 000 701 490	Food		\$411.43
PO#:	Voucher #:	124932	Invoice	Invoice No: 590524	3/20/2025	Paid Amt: \$411.43
			E 02 005 770 000 701 401	CONTAINERS/NAPKINS/TRAYS/GLOVES		\$189.28
PO#:	Voucher #:	124933	Invoice	Invoice No: 591777	3/20/2025	Paid Amt: \$189.28
			E 02 005 770 000 701 490	Food		\$1,466.86
PO#:	Voucher #:	124934	Invoice	Invoice No: 591780	3/20/2025	Paid Amt: \$1,466.86
			E 02 005 770 000 701 490	Food		\$211.24
PO#:	Voucher #:	124944	Invoice	Invoice No: 512532	3/20/2025	Paid Amt: \$211.24
			E 02 005 770 000 701 490	Food		\$811.16
PO#:	Voucher #:	124936	Invoice	Invoice No: 593098	3/20/2025	Paid Amt: \$811.16

Detail Payment Register By Check

Check Number: 47595-47797 Payment Date: 7/1/2024-4/30/2025 Period: 202501-202510 Void Status: N

Bank	Check No	Code	Rcd	Vendor	Pmt/Void Date	Pmt Type
WSB	47620	48506		UPPER LAKES FOODS, INC.		Check
			E 02 005 770 000 701 490	Food		\$2,057.81
PO#:	Voucher #:	124937	Invoice	Invoice No: 593105	3/20/2025	Paid Amt: \$2,057.81
			E 02 005 770 000 701 401	SPOONS		\$51.99
PO#:	Voucher #:	124938	Invoice	Invoice No: 593113	3/20/2025	Paid Amt: \$51.99
			E 02 007 770 000 707 401	PLATES/GLOVES		\$229.39
			E 02 007 770 000 707 490	Food		\$1,573.38
PO#:	Voucher #:	124976	Invoice	Invoice No: 590752	3/20/2025	Paid Amt: \$1,802.77
			E 02 005 770 000 701 490	Food		\$193.45
PO#:	Voucher #:	124941	Invoice	Invoice No: 572406	3/20/2025	Paid Amt: \$193.45
			E 02 005 770 000 701 490	Food		\$388.90
PO#:	Voucher #:	124942	Invoice	Invoice No: 576127	3/20/2025	Paid Amt: \$388.90
			E 02 005 770 000 701 490	Food		\$3,604.91
PO#:	Voucher #:	124943	Invoice	Invoice No: 576148	3/20/2025	Paid Amt: \$3,604.91
			E 02 005 770 000 701 490	Food		\$49.70
PO#:	Voucher #:	124935	Invoice	Invoice No: 588678	3/20/2025	Paid Amt: \$49.70
			E 02 005 770 000 701 490	Food		\$1,472.02
PO#:	Voucher #:	124945	Invoice	Invoice No: 578730	3/20/2025	Paid Amt: \$1,472.02
			E 02 005 770 000 701 490	Food		\$49.73
PO#:	Voucher #:	124946	Credit	Invoice No: 578730-0A	3/20/2025	Paid Amt: (\$49.73)
			E 02 005 770 000 701 490	Food		\$552.37
PO#:	Voucher #:	124947	Invoice	Invoice No: 578755	3/20/2025	Paid Amt: \$552.37
			E 02 005 770 000 701 490	Food		\$629.27
PO#:	Voucher #:	124948	Invoice	Invoice No: 579936	3/20/2025	Paid Amt: \$629.27
			E 02 005 770 000 701 401	CONTAINERS/NAPKINS/TRAYS/BAGS		\$557.67
PO#:	Voucher #:	124949	Invoice	Invoice No: 579942	3/20/2025	Paid Amt: \$557.67
			E 02 005 770 000 701 490	Food		\$3,471.60
PO#:	Voucher #:	124950	Invoice	Invoice No: 580012	3/20/2025	Paid Amt: \$3,471.60
			E 02 005 770 000 701 490	Food		\$613.95
PO#:	Voucher #:	124951	Invoice	Invoice No: 582242	3/20/2025	Paid Amt: \$613.95
			E 02 005 770 000 701 490	Food		\$1,584.95
PO#:	Voucher #:	124928	Invoice	Invoice No: 588570	3/20/2025	Paid Amt: \$1,584.95
			E 02 005 770 000 701 401	BAGS		\$24.44
PO#:	Voucher #:	124953	Invoice	Invoice No: 580604	3/20/2025	Paid Amt: \$24.44
			E 02 005 770 000 701 490	Food		\$714.27
PO#:	Voucher #:	124954	Invoice	Invoice No: 585307	3/20/2025	Paid Amt: \$714.27

Detail Payment Register By Check

Check Number: 47595-47797 Payment Date: 7/1/2024-4/30/2025 Period: 202501-202510 Void Status: N

Bank	Check No	Code	Rcd	Vendor	Pmt/Void Date	Pmt Type
WSB	47620	48506		UPPER LAKES FOODS, INC.		Check
			E 02 005 770 000 701 490	Food		\$2,824.74
PO#:	Voucher #:	124955	Invoice	Invoice No: 585309	3/20/2025	Paid Amt: \$2,824.74
			E 02 005 770 000 701 490	Food		\$74.70
PO#:	Voucher #:	124925	Invoice	Invoice No: 579238	3/20/2025	Paid Amt: \$74.70
			E 02 005 770 000 701 490	Food		\$193.32
PO#:	Voucher #:	124957	Invoice	Invoice No: 580337	3/20/2025	Paid Amt: \$193.32
			E 02 005 770 000 701 490	Food		\$2,382.40
PO#:	Voucher #:	124958	Invoice	Invoice No: 588707	3/20/2025	Paid Amt: \$2,382.40
			E 02 005 770 000 701 490	Food		\$481.67
PO#:	Voucher #:	124959	Invoice	Invoice No: 588712	3/20/2025	Paid Amt: \$481.67
			E 02 005 770 000 701 490	Food		\$1,089.49
PO#:	Voucher #:	124922	Invoice	Invoice No: 585301	3/20/2025	Paid Amt: \$1,089.49
			E 02 005 770 000 701 490	Food		\$93.45
PO#:	Voucher #:	124961	Invoice	Invoice No: 582245	3/20/2025	Paid Amt: \$93.45
			E 02 005 770 000 701 490	Food		\$1,697.81
			E 02 005 770 000 701 401	SPORKS		\$17.33
PO#:	Voucher #:	124962	Invoice	Invoice No: 589707	3/20/2025	Paid Amt: \$1,715.14
			E 02 005 770 000 701 490	Food		\$286.38
PO#:	Voucher #:	124963	Invoice	Invoice No: 589710	3/20/2025	Paid Amt: \$286.38
			E 02 005 770 000 701 490	Food		\$272.56
PO#:	Voucher #:	124964	Invoice	Invoice No: 591787	3/20/2025	Paid Amt: \$272.56
			E 02 005 770 000 701 490	Food		\$1,564.09
PO#:	Voucher #:	124965	Invoice	Invoice No: 591789	3/20/2025	Paid Amt: \$1,564.09
			E 02 005 770 000 701 490	Food		\$68.45
PO#:	Voucher #:	124966	Invoice	Invoice No: 588676	3/20/2025	Paid Amt: \$68.45
			E 02 005 770 000 701 490	Food		\$732.02
PO#:	Voucher #:	124967	Invoice	Invoice No: 592970	3/20/2025	Paid Amt: \$732.02
			E 02 005 770 000 701 490	Food		\$655.92
PO#:	Voucher #:	124915	Invoice	Invoice No: 576085	3/20/2025	Paid Amt: \$655.92
			E 02 005 770 000 701 490	Food		\$1,965.52
PO#:	Voucher #:	124969	Invoice	Invoice No: 594981	3/20/2025	Paid Amt: \$1,965.52
			E 02 005 770 000 701 490	Food		\$92.80
PO#:	Voucher #:	124970	Invoice	Invoice No: 594986	3/20/2025	Paid Amt: \$92.80
			E 02 005 770 000 701 490	Food		\$102.36
PO#:	Voucher #:	124971	Invoice	Invoice No: 595384	3/20/2025	Paid Amt: \$102.36
			E 02 007 770 000 707 490	Food		\$1,752.56

Detail Payment Register By Check

Check Number: 47595-47797 Payment Date: 7/1/2024-4/30/2025 Period: 202501-202510 Void Status: N

Bank	Check No	Code	Rcd	Vendor	Pmt/Void Date	Pmt Type			
WSB	47620	48506		UPPER LAKES FOODS, INC.		Check			
			E 02	007 770 000 707 401 SPOONS			\$34.66		
PO#:	Voucher #:	124975	Invoice	Invoice No: 584562	3/20/2025	Paid Amt:	\$1,787.22		
						Check Amount:	\$62,115.03		
WSB	47621	2568		REGION 6 A		Check			
			E 01	300 290 000 000 369 MUSIC CONTEST- STATE SECTION, 3/26/20			\$85.00		
PO#:	Voucher #:	124991	Invoice	Invoice No: 3/21/2025	3/21/2025	Paid Amt:	\$85.00		
						Check Amount:	\$85.00		
WSB	47622	49341		WADENA AUTO VALUE		Check			
			E 01	006 760 000 720 403 Vehicle Maint/Parts			\$242.21		
PO#:	Voucher #:	124982	Invoice	Invoice No: 65396040	3/21/2025	Paid Amt:	\$242.21		
			E 01	006 760 000 720 403 Vehicle Maint/Parts			\$27.98		
PO#:	Voucher #:	124980	Invoice	Invoice No: 65395655	3/21/2025	Paid Amt:	\$27.98		
			E 01	006 760 000 720 403 Vehicle Maint/Parts			\$9.08		
PO#:	Voucher #:	124981	Invoice	Invoice No: 65395816	3/21/2025	Paid Amt:	\$9.08		
			E 01	005 815 000 000 401 20 AMP FUSE HOLDER/BLACK ON-OFF RO			\$7.48		
PO#:	Voucher #:	124979	Invoice	Invoice No: 65395504	3/21/2025	Paid Amt:	\$7.48		
			E 01	006 760 000 720 403 Vehicle Maint/Parts			\$61.70		
PO#:	Voucher #:	124984	Invoice	Invoice No: 65396263	3/21/2025	Paid Amt:	\$61.70		
			E 01	006 760 000 720 403 CORE RETURN			\$72.22		
PO#:	Voucher #:	124983	Credit	Invoice No: 65396117	3/21/2025	Paid Amt:	(\$72.22)		
			E 01	006 760 000 720 403 Vehicle Maint/Parts			\$94.65		
PO#:	Voucher #:	124978	Invoice	Invoice No: 65395443	3/21/2025	Paid Amt:	\$94.65		
						Check Amount:	\$370.88		
WSB	47623	49674		WADENA COUNTY RECORDER		Check			
			E 04	500 580 000 325 401 FEB 2025 BIRTH REPORT			\$15.00		
PO#:	Voucher #:	124977	Invoice	Invoice No: 202500000066	3/21/2025	Paid Amt:	\$15.00		
						Check Amount:	\$15.00		
WSB	47624	49650		WADENA CTY FAMILY SERVICES		Check			
			E 01	005 111 000 000 820 2025 FSC MEMBERSHIP			\$100.00		
PO#:	Voucher #:	124985	Invoice	Invoice No: 0307524-03	3/21/2025	Paid Amt:	\$100.00		
						Check Amount:	\$100.00		
WSB	47625	50000		WADENA IRON & METAL INC.		Check			
			E 01	300 351 000 830 433 2 1/2 SQ TUBE/CUTTING			\$78.08		
PO#:	Voucher #:	124986	Invoice	Invoice No: 211402	3/21/2025	Paid Amt:	\$78.08		
						Check Amount:	\$78.08		

Detail Payment Register By Check

Check Number: 47595-47797 Payment Date: 7/1/2024-4/30/2025 Period: 202501-202510 Void Status: N

Bank	Check No	Code	Rcd	Vendor	Pmt/Void Date	Pmt Type		
WSB	47626	51006		WEBER'S WADENA HARDWARE		Check		
			E 01 010 810 000 000 410	SCREWS/SCREW DRIVER			\$7.89	
PO#:	Voucher #:	124987	Invoice	Invoice No: 404504	3/21/2025	Paid Amt:		\$7.89
			E 01 005 810 000 000 410	Custodial Supplies			\$90.46	
PO#:	Voucher #:	124988	Invoice	Invoice No: 404463	3/21/2025	Paid Amt:		\$90.46
			E 01 005 815 000 000 401	CAPS/THREAD TAPE/TUBING/ETC			\$31.08	
PO#:	Voucher #:	124989	Invoice	Invoice No: 404703	3/21/2025	Paid Amt:		\$31.08
						Check Amount:		\$129.43
WSB	47627	51011		WEGSCHEID, NADINE		Check		
			E 02 005 770 000 701 490	REIMB. SOY MILK			\$10.50	
PO#:	Voucher #:	124990	Invoice	Invoice No: 3/10/2025	3/21/2025	Paid Amt:		\$10.50
						Check Amount:		\$10.50
WSB	47628	22545		INSTRUMENTALIST AWARDS		Check		
			E 01 300 298 201 000 401	SOUSA COMBINATION- BAND AWARD			\$73.00	
			E 01 300 298 201 000 401	SHIPPING			\$17.00	
PO#:	Voucher #:	124992	Invoice	Invoice No: 56482W 2501	3/21/2025	Paid Amt:		\$90.00
						Check Amount:		\$90.00
WSB	47629	3275		COYLE, KRISTA		Check		
			E 01 300 290 000 000 369	STUDENT MEALS- STATE FCCLA, 3/27-3/30			\$1,120.00	
PO#:	Voucher #:	125052	Invoice	Invoice No: 3/26/2025	3/26/2025	Paid Amt:		\$1,120.00
						Check Amount:		\$1,120.00
WSB	47630	00972		ALLRED, JASON OR MICHELLE		Check		
			R 02 000 000 000 701 601	REIMB. STUDENT LUNCH ACCOUNT BALAN			\$10.90	
PO#:	Voucher #:	125053	Invoice	Invoice No: 12/05/2024	3/26/2025	Paid Amt:		\$10.90
						Check Amount:		\$10.90
WSB	47631	02292		ANDERSON, KATHY OR MICHAEL		Check		
			R 02 000 000 000 701 601	REIMB. STUDENT LUNCH ACCOUNT BALAN			\$8.55	
PO#:	Voucher #:	125054	Invoice	Invoice No: 12/05/2024	3/26/2025	Paid Amt:		\$8.55
						Check Amount:		\$8.55
WSB	47632	4322		BJORNSON, SARAH		Check		
			R 02 000 000 000 701 601	REIMB. STUDENT LUNCH ACCOUNT BALAN			\$28.85	
PO#:	Voucher #:	125055	Invoice	Invoice No: 12/05/2024	3/26/2025	Paid Amt:		\$28.85
						Check Amount:		\$28.85

Detail Payment Register By Check

Check Number: 47595-47797 Payment Date: 7/1/2024-4/30/2025 Period: 202501-202510 Void Status: N

Bank	Check No	Code	Rcd	Vendor	Pmt/Void Date	Pmt Type			
WSB	47633	4323		BRAITH, NICOLE		Check			
			R	02 000 000 000 701 601	REIMB. STUDENT LUNCH ACCOUNT BALAN		\$60.65		
PO#:	Voucher #:	125056	Invoice	Invoice No: 12/05/2024	3/26/2025	Paid Amt:	\$60.65		
						Check Amount:	\$60.65		
WSB	47634	3177		BRAUN, JULIE		Check			
			R	02 000 000 000 701 601	REIMB. STUDENT LUNCH ACCOUNT BALAN		\$17.75		
PO#:	Voucher #:	125057	Invoice	Invoice No: 12/05/2024	3/26/2025	Paid Amt:	\$17.75		
						Check Amount:	\$17.75		
WSB	47635	4324		CANNING-WILLIAMS, EMILY		Check			
			R	02 000 000 000 701 601	REIMB. STUDENT LUNCH ACCOUNT BALAN		\$22.00		
PO#:	Voucher #:	125058	Invoice	Invoice No: 12/05/2024	3/26/2025	Paid Amt:	\$22.00		
						Check Amount:	\$22.00		
WSB	47636	4325		CARKHUFF, JENA OR DAN		Check			
			R	02 000 000 000 701 601	REIMB. STUDENT LUNCH ACCOUNT BALAN		\$328.55		
PO#:	Voucher #:	125059	Invoice	Invoice No: 12/05/2024	3/26/2025	Paid Amt:	\$328.55		
						Check Amount:	\$328.55		
WSB	47637	4326		CHASE, GINA OR CORY		Check			
			R	02 000 000 000 701 601	REIMB. STUDENT LUNCH ACCOUNT BALAN		\$19.00		
PO#:	Voucher #:	125060	Invoice	Invoice No: 12/05/2024	3/26/2025	Paid Amt:	\$19.00		
						Check Amount:	\$19.00		
WSB	47638	4327		CLAPP, MEGAN OR ERIC		Check			
			R	02 000 000 000 701 601	REIMB. STUDENT LUNCH ACCOUNT BALAN		\$20.40		
PO#:	Voucher #:	125061	Invoice	Invoice No: 12/05/2024	3/26/2025	Paid Amt:	\$20.40		
						Check Amount:	\$20.40		
WSB	47639	4328		COSTNER-JENSEN, CANDI		Check			
			R	02 000 000 000 701 601	REIMB. STUDENT LUNCH ACCOUNT BALAN		\$11.00		
PO#:	Voucher #:	125062	Invoice	Invoice No: 12/05/2024	3/26/2025	Paid Amt:	\$11.00		
						Check Amount:	\$11.00		
WSB	47640	4329		DENNY, CORY OR TIMOTHY		Check			
			R	02 000 000 000 701 601	REIMB. STUDENT LUNCH ACCOUNT BALAN		\$11.00		
PO#:	Voucher #:	125063	Invoice	Invoice No: 12/05/2024	3/26/2025	Paid Amt:	\$11.00		
						Check Amount:	\$11.00		
WSB	47641	4330		DENNY, DANIELE		Check			
			R	02 000 000 000 701 601	REIMB. STUDENT LUNCH ACCOUNT BALAN		\$13.85		
PO#:	Voucher #:	125064	Invoice	Invoice No: 12/05/2024	3/26/2025	Paid Amt:	\$13.85		
						Check Amount:	\$13.85		

Detail Payment Register By Check

Check Number: 47595-47797 Payment Date: 7/1/2024-4/30/2025 Period: 202501-202510 Void Status: N

Bank	Check No	Code	Rcd	Vendor	Pmt/Void Date	Pmt Type			
WSB	47642	3229		DOMIER, SHARON		Check			
			R 02	000 000 000 701 601	REIMB. STUDENT LUNCH ACCOUNT BALAN		\$15.50		
PO#:	Voucher #:	125065	Invoice	Invoice No: 12/05/2024	3/26/2025	Paid Amt:	\$15.50		
						Check Amount:	\$15.50		
WSB	47643	4331		DORMAN, DEBRA		Check			
			R 02	000 000 000 701 601	REIMB. STUDENT LUNCH ACCOUNT BALAN		\$11.50		
PO#:	Voucher #:	125066	Invoice	Invoice No: 12/05/2024	3/26/2025	Paid Amt:	\$11.50		
						Check Amount:	\$11.50		
WSB	47644	4332		DWIRE, TANJA OR JEREMIAH		Check			
			R 02	000 000 000 701 601	REIMB. STUDENT LUNCH ACCOUNT BALAN		\$14.00		
PO#:	Voucher #:	125067	Invoice	Invoice No: 12/05/2024	3/26/2025	Paid Amt:	\$14.00		
						Check Amount:	\$14.00		
WSB	47645	2408		GRANGRUTH, SHANNON OR JESSIE		Check			
			R 02	000 000 000 701 601	REIMB. STUDENT LUNCH ACCOUNT BALAN		\$51.30		
PO#:	Voucher #:	125068	Invoice	Invoice No: 12/05/2024	3/26/2025	Paid Amt:	\$51.30		
						Check Amount:	\$51.30		
WSB	47646	2430		GRIEGER, DANIELLE		Check			
			R 02	000 000 000 701 601	REIMB. STUDENT LUNCH ACCOUNT BALAN		\$19.25		
PO#:	Voucher #:	125069	Invoice	Invoice No: 12/05/2024	3/26/2025	Paid Amt:	\$19.25		
						Check Amount:	\$19.25		
WSB	47647	4333		HALL, TAMMY		Check			
			R 02	000 000 000 701 601	REIMB. STUDENT LUNCH ACCOUNT BALAN		\$231.65		
PO#:	Voucher #:	125070	Invoice	Invoice No: 12/05/2024	3/26/2025	Paid Amt:	\$231.65		
						Check Amount:	\$231.65		
WSB	47648	4334		HARPER, KEVIN		Check			
			R 02	000 000 000 701 601	REIMB. STUDENT LUNCH ACCOUNT BALAN		\$10.00		
PO#:	Voucher #:	125071	Invoice	Invoice No: 12/05/2024	3/26/2025	Paid Amt:	\$10.00		
						Check Amount:	\$10.00		
WSB	47649	4335		HENDERSHOT, BRIAN		Check			
			R 02	000 000 000 701 601	REIMB. STUDENT LUNCH ACCOUNT BALAN		\$9.00		
PO#:	Voucher #:	125072	Invoice	Invoice No: 12/05/2024	3/26/2025	Paid Amt:	\$9.00		
						Check Amount:	\$9.00		
WSB	47650	4336		HUNKE, RYAN OR ALISON		Check			
			R 02	000 000 000 701 601	REIMB. STUDENT LUNCH ACCOUNT BALAN		\$799.15		
PO#:	Voucher #:	125073	Invoice	Invoice No: 12/05/2024	3/26/2025	Paid Amt:	\$799.15		
						Check Amount:	\$799.15		

Detail Payment Register By Check

Check Number: 47595-47797 Payment Date: 7/1/2024-4/30/2025 Period: 202501-202510 Void Status: N

Bank	Check No	Code	Rcd	Vendor	Pmt/Void Date	Pmt Type			
WSB	47651	4337		KALLEVIG, RENEE OR DANIEL		Check			
			R 02 000 000 000 701 601	REIMB. STUDENT LUNCH ACCOUNT BALAN			\$122.10		
PO#:	Voucher #:	125074	Invoice	Invoice No: 12/05/2024	3/26/2025	Paid Amt:	\$122.10		
						Check Amount:	\$122.10		
WSB	47652	1911		KAPPAHYN, CORY OR CRYSTAL		Check			
			R 02 000 000 000 701 601	REIMB. STUDENT LUNCH ACCOUNT BALAN			\$18.00		
PO#:	Voucher #:	125075	Invoice	Invoice No: 12/05/2024	3/26/2025	Paid Amt:	\$18.00		
						Check Amount:	\$18.00		
WSB	47653	4338		LAPLANT, MICHELLE		Check			
			R 02 000 000 000 701 601	REIMB. STUDENT LUNCH ACCOUNT BALAN			\$50.31		
PO#:	Voucher #:	125076	Invoice	Invoice No: 12/05/2024	3/26/2025	Paid Amt:	\$50.31		
						Check Amount:	\$50.31		
WSB	47654	4339		LAWRENCE, SHAYLA		Check			
			R 02 000 000 000 701 601	REIMB. STUDENT LUNCH ACCOUNT BALAN			\$126.85		
PO#:	Voucher #:	125077	Invoice	Invoice No: 12/05/2024	3/26/2025	Paid Amt:	\$126.85		
						Check Amount:	\$126.85		
WSB	47655	3928		MANN, BENJAMIN & AMANDA		Check			
			R 02 000 000 000 701 601	REIMB. STUDENT LUNCH ACCOUNT BALAN			\$250.50		
PO#:	Voucher #:	125078	Invoice	Invoice No: 12/05/2024	3/26/2025	Paid Amt:	\$250.50		
						Check Amount:	\$250.50		
WSB	47656	4340		MEEKINS, HEIDI		Check			
			R 02 000 000 000 701 601	REIMB. STUDENT LUNCH ACCOUNT BALAN			\$14.90		
PO#:	Voucher #:	125079	Invoice	Invoice No: 12/05/2024	3/26/2025	Paid Amt:	\$14.90		
						Check Amount:	\$14.90		
WSB	47657	4341		MITCHELL, STACY		Check			
			R 02 000 000 000 701 601	REIMB. STUDENT LUNCH ACCOUNT BALAN			\$19.30		
PO#:	Voucher #:	125080	Invoice	Invoice No: 12/05/2024	3/26/2025	Paid Amt:	\$19.30		
						Check Amount:	\$19.30		
WSB	47658	2826		MOENCH, DUANE		Check			
			R 02 000 000 000 701 601	REIMB. STUDENT LUNCH ACCOUNT BALAN			\$43.60		
PO#:	Voucher #:	125081	Invoice	Invoice No: 12/05/2024	3/26/2025	Paid Amt:	\$43.60		
						Check Amount:	\$43.60		
WSB	47659	3489		MOONEN, LAURA OR JEREMY		Check			
			R 02 000 000 000 701 601	REIMB. STUDENT LUNCH ACCOUNT BALAN			\$12.70		
PO#:	Voucher #:	125082	Invoice	Invoice No: 12/05/2024	3/26/2025	Paid Amt:	\$12.70		
						Check Amount:	\$12.70		

Detail Payment Register By Check

Check Number: 47595-47797 Payment Date: 7/1/2024-4/30/2025 Period: 202501-202510 Void Status: N

Bank	Check No	Code	Rcd	Vendor	Pmt/Void Date	Pmt Type			
WSB	47660	42303		SEA, DAVID		Check			
			R 02	000 000 000 707 606	REIMB. LUNCH ACCOUNT BALANCE		\$5.65		
PO#:	Voucher #:	125083	Invoice	Invoice No:	12/05/2024		3/26/2025	Paid Amt:	\$5.65
								Check Amount:	\$5.65
WSB	47661	4342		USELMAN, ALLEN		Check			
			R 02	000 000 000 701 601	REIMB. STUDENT LUNCH ACCOUNT BALAN		\$20.00		
PO#:	Voucher #:	125084	Invoice	Invoice No:	12/05/2024		3/26/2025	Paid Amt:	\$20.00
								Check Amount:	\$20.00
WSB	47662	47100		ASTERA HEALTH		Check			
			E 01	006 760 000 720 305	DOT Physicals & Drug Testing		\$260.00		
PO#:	Voucher #:	125114	Invoice	Invoice No:	3/05/2025		3/26/2025	Paid Amt:	\$260.00
								Check Amount:	\$260.00
WSB	47663	2471		BRICKMAN, JACKI, INC.		Check			
			E 01	110 640 000 316 366	IMPLEMENTATION SUPPORT DAYS- 2/25 &		\$3,000.00		
PO#:	Voucher #:	125115	Invoice	Invoice No:	INV-5013		3/26/2025	Paid Amt:	\$3,000.00
								Check Amount:	\$3,000.00
WSB	47664	4161		CHUBB		Check			
			E 01	005 940 000 000 340	Insurance		\$7,076.03		
PO#:	Voucher #:	125116	Invoice	Invoice No:	3/12/2025		3/26/2025	Paid Amt:	\$7,076.03
								Check Amount:	\$7,076.03
WSB	47665	09425		ECKEL, JAY		Check			
			E 01	006 760 000 720 314	CAMERA SYSTEM MAINT		\$2,949.00		
PO#:	Voucher #:	125117	Invoice	Invoice No:	10989		3/26/2025	Paid Amt:	\$2,949.00
								Check Amount:	\$2,949.00
WSB	47666	13282		EHLERS & ASSOCIATES, INC.		Check			
			E 07	005 910 000 000 790	2025 CONTINUING DISCLOSURE REPORTII		\$3,450.00		
PO#:	Voucher #:	125118	Invoice	Invoice No:	100755		3/26/2025	Paid Amt:	\$3,450.00
								Check Amount:	\$3,450.00
WSB	47667	2926		FIRST DAKOTA INDEMNITY COMPANY		Check			
			E 01	005 930 000 000 270	Workers Comp Ins.		\$9,836.00		
PO#:	Voucher #:	125119	Invoice	Invoice No:	3765426		3/26/2025	Paid Amt:	\$9,836.00
								Check Amount:	\$9,836.00
WSB	47668	17378		GRAINGER		Check			
			E 01	005 810 000 000 415	FAUCETS/DOOR STOPS		\$526.42		
PO#:	Voucher #:	125120	Invoice	Invoice No:	9427769188		3/26/2025	Paid Amt:	\$526.42

Detail Payment Register By Check

Check Number: 47595-47797 Payment Date: 7/1/2024-4/30/2025 Period: 202501-202510 Void Status: N

Bank	Check No	Code	Rcd	Vendor	Pmt/Void Date	Pmt Type
WSB	47668	17378		GRAINGER		Check
			E 01 005 810 000 000 415	DOOR STOPS/SLOAN CHROME/CONTROL		\$528.60
PO#:	Voucher #:	125121	Invoice	Invoice No: 9424767961	3/26/2025	Paid Amt: \$528.60
						Check Amount: \$1,055.02
WSB	47669	3978		HART TRAVEL, LLC		Check
			E 01 110 203 100 000 366	CHARTER BUS- AIPAC TO DETROIT LAKES		\$800.00
PO#:	Voucher #:	125122	Invoice	Invoice No: 5936	3/26/2025	Paid Amt: \$800.00
						Check Amount: \$800.00
WSB	47670	19150		HEARTLAND TIRE INC.		Check
			E 01 006 760 000 720 314	TIRE REPAIR		\$30.00
PO#:	Voucher #:	125123	Invoice	Invoice No: 16048034	3/26/2025	Paid Amt: \$30.00
						Check Amount: \$30.00
WSB	47671	19665		HINOJOS, VINCE		Check
			E 01 005 640 000 316 366	MILEAGE- WI DELLS CONF, 3/8-3/11/25		\$543.20
PO#:	Voucher #:	125124	Invoice	Invoice No: 3/13/2025	3/26/2025	Paid Amt: \$543.20
						Check Amount: \$543.20
WSB	47672	24095		JOSTENS, INC.		Check
			E 01 300 211 070 000 401	TASSELS		\$1,164.60
PO#:	Voucher #:	125126	Invoice	Invoice No: 36331217	3/26/2025	Paid Amt: \$1,164.60
			E 01 300 211 070 000 401	CAPS		\$819.56
PO#:	Voucher #:	125125	Invoice	Invoice No: 36350018	3/26/2025	Paid Amt: \$819.56
						Check Amount: \$1,984.16
WSB	47673	30470		MIDWEST BUS PARTS INC.		Check
			E 01 006 760 000 720 403	Vehicle Maint/Parts		\$161.70
PO#:	Voucher #:	125127	Invoice	Invoice No: INV5899	3/26/2025	Paid Amt: \$161.70
						Check Amount: \$161.70
WSB	47674	31400		MINN. ENERGY RESOURCES CORP.		Check
			E 01 005 810 000 000 440	Fuel For Buildings		\$302.29
PO#:	Voucher #:	125131	Invoice	Invoice No: 5397131784	3/26/2025	Paid Amt: \$302.29
			E 01 010 810 000 000 440	Fuel For Buildings		\$783.76
PO#:	Voucher #:	125128	Invoice	Invoice No: 5394946107	3/26/2025	Paid Amt: \$783.76
			E 01 006 760 000 720 440	Fuel For Buildings bus garage		\$221.10
PO#:	Voucher #:	125132	Invoice	Invoice No: 5401080943	3/26/2025	Paid Amt: \$221.10
			E 01 300 260 121 000 440	Greenhouse Natural Gas		\$236.92
PO#:	Voucher #:	125129	Invoice	Invoice No: 5396314407	3/26/2025	Paid Amt: \$236.92

Detail Payment Register By Check

Check Number: 47595-47797 Payment Date: 7/1/2024-4/30/2025 Period: 202501-202510 Void Status: N

Bank	Check No	Code	Rcd	Vendor	Pmt/Void Date	Pmt Type			
WSB	47674	31400		MINN. ENERGY RESOURCES CORP.		Check			
			E 01	005 810 000 000 440	Fuel For Buildings		\$63.70		
PO#:	Voucher #:	125130	Invoice	Invoice No: 5397624024	3/26/2025	Paid Amt:	\$63.70		
						Check Amount:	\$1,607.77		
WSB	47675	2568		REGION 6 A		Check			
			E 01	300 290 000 000 369	MUSIC CONTEST- SUBSECTION, 4/02/2025		\$330.00		
PO#:	Voucher #:	125133	Invoice	Invoice No: 3/26/2025	3/26/2025	Paid Amt:	\$330.00		
						Check Amount:	\$330.00		
WSB	47676	2224		T-MOBILE		Check			
			B 01	206 002	TMOBILE: STAFF/FAMILY DEVICES		\$1,176.70		
			E 01	005 810 000 000 320	TMOBILE: BUILD/MAINT		\$28.70		
PO#:	Voucher #:	125134	Invoice	Invoice No: 3/11/2025	3/26/2025	Paid Amt:	\$1,205.40		
						Check Amount:	\$1,205.40		
WSB	47677	50000		WADENA IRON & METAL INC.		Check			
			E 01	300 351 000 830 433	1/4x12x10' FLAT		\$161.00		
PO#:	Voucher #:	125135	Invoice	Invoice No: 211214	3/26/2025	Paid Amt:	\$161.00		
						Check Amount:	\$161.00		
WSB	47678	00989		AMAZON CAPITAL SERVICES		Check			
			E 01	150 203 027 000 430	1408245299 Longman, Study Dictionary of Arr		\$52.97		
			E 01	150 203 027 000 430	Amazon Shipping Charge		\$3.99		
PO#: 14286	Voucher #:	125138	Invoice	Invoice No: 11LG-DJ61-XT4G	3/27/2025	Paid Amt:	\$56.96		
			E 01	110 411 000 740 401	B0BV6QK3G2 DALSTACK Wall File Holder 16"		\$54.89		
			E 01	110 411 000 740 401	Amazon Shipping Charge		\$0.00		
PO#: 14288	Voucher #:	125139	Invoice	Invoice No: 11W3-CLVY-67DJ	3/27/2025	Paid Amt:	\$54.89		
			E 01	300 401 000 740 433	B071XN3TFH BMOUO Kids Case for iPad 5th		\$15.98		
			E 01	300 401 000 740 433	B07VXXNZ2F Print File 35mm Size Top-Load		\$27.96		
			E 01	300 401 000 740 433	Amazon Shipping Charge		\$0.00		
PO#: 14289	Voucher #:	125140	Invoice	Invoice No: 1F9Y-G4J4-3WTW	3/27/2025	Paid Amt:	\$43.94		
			E 02	005 770 000 701 401	B009R8BDPM Curad Fingertip Adhesive Banc		\$26.40		
			E 02	005 770 000 701 401	BOCL9KP2R5 Maitys 50 Pack Binder Pockets		\$24.79		
PO#: 14290	Voucher #:	125141	Invoice	Invoice No: 11JV-4QGX-YY4N	3/27/2025	Paid Amt:	\$51.19		
			E 01	300 258 201 000 430	B0002OP0WC D'Addario Violin Rosin - Cello f		\$7.98		
			E 01	300 258 201 000 430	B09KN32GBB LMS Violin Bow Full Size 4/4 B		\$45.00		
			E 01	300 258 201 000 430	Amazon Shipping Charge		\$0.00		
PO#: 14291	Voucher #:	125142	Invoice	Invoice No: 11DX-YVLL-34NM	3/27/2025	Paid Amt:	\$52.98		
			E 01	110 203 000 000 401	B0D8MZ1D1D Sterilite 27 Gal Industrial Tote,		\$99.99		

Detail Payment Register By Check

Check Number: 47595-47797 Payment Date: 7/1/2024-4/30/2025 Period: 202501-202510 Void Status: N

Bank	Check No	Code	Rcd	Vendor	Pmt/Void Date	Pmt Type	
WSB	47678	00989		AMAZON CAPITAL SERVICES		Check	
			E 01	110 203 000 000 401	Amazon Shipping Charge	\$0.00	
PO#:	14292	Voucher #:	125143	Invoice	Invoice No: 143G-H7T6-44HN	3/27/2025	Paid Amt: \$99.99
			E 01	300 211 000 000 460	144140838X A Christmas Carol	\$368.00	
			E 01	300 220 021 000 401	B0190UDW0G Swingline Stapler, Commercia	\$19.17	
PO#:	14294	Voucher #:	125144	Invoice	Invoice No: 1P4K-XVDC-3WFK	3/27/2025	Paid Amt: \$387.17
			E 01	005 720 000 000 401	0794430406 Brush Your Teeth, Please: A Pop-	\$25.70	
			E 01	005 720 000 000 401	B0D3LPGNTB Bokon 100 Pcs Toothbrush for	\$26.99	
			E 01	005 720 000 000 401	Amazon Shipping Charge	\$0.00	
PO#:	14295	Voucher #:	125145	Invoice	Invoice No: 1PYN-HXF9-4NRT	3/27/2025	Paid Amt: \$52.69
			R 12	300 298 001 000 619	B000E56LFE Nerds Rope Candy, Rainbow, 0.	\$41.98	
			R 12	300 298 001 000 619	B0045VZWWQ FUNacho Nacho Cheese Sau	\$429.90	
			R 12	300 298 001 000 619	Amazon Shipping Charge	\$0.00	
PO#:	14296	Voucher #:	125146	Invoice	Invoice No: 1K1C-VRMC-Y917	3/27/2025	Paid Amt: \$471.88
			E 01	110 203 034 000 401	B002FTN45M X-ACTO Boston School Pro Ele	\$57.00	
			E 01	110 203 034 000 401	Amazon Shipping Charge	\$0.00	
PO#:	14297	Voucher #:	125147	Invoice	Invoice No: 19W9-7FDY-4VHR	3/27/2025	Paid Amt: \$57.00
			E 01	110 408 000 740 433	B0717B6VVB Sharpie Permanent Markers Ult	\$49.77	
			E 01	110 408 000 740 433	Amazon Shipping Charge	\$0.00	
PO#:	14298	Voucher #:	125148	Invoice	Invoice No: 1WML-WJDF-4NJK	3/27/2025	Paid Amt: \$49.77
			E 01	300 296 061 000 401	B001CF4YE0 Jugs Lite-Flite 12-Inch Softballs	\$149.90	
			E 01	300 296 061 000 401	B09JC325FK 4 (Black) Cylindrical Sand Bags	\$25.98	
			E 01	300 296 061 000 401	B0BMQSTQQB 9 Hole Pitching Net Baseball I	\$159.99	
			E 01	300 296 061 000 401	Amazon Shipping Charge	\$0.00	
PO#:	14301	Voucher #:	125149	Invoice	Invoice No: 1XLY-61Y4-4FRP	3/27/2025	Paid Amt: \$335.87
			E 01	005 720 000 000 401	B000KL1N3C Carex Health Brands Ultra Pill C	\$7.50	
			E 01	005 720 000 000 401	B01GQ5GQEG Goldfish Crackers Big Smiles	\$25.72	
			E 01	005 720 000 000 401	B06Y6LL159 American White Cross Adhesive	\$42.83	
			E 01	005 720 000 000 401	B07WSTZ95G Amazon Saver, Saltine Cracke	\$7.16	
			E 01	005 720 000 000 401	B07YSJJSF9 Kool-Aid Jammers Tropical Pun	\$7.27	
			E 01	005 720 000 000 401	B0937TMQGV Amazon Basic Care Cherry Co	\$5.98	
			E 01	005 720 000 000 401	B09KC4XZ3K Amazon Basic Care Sugar Free	\$4.13	
			E 01	005 720 000 000 401	B09KC7GWCD Amazon Basic Care Vitamin C	\$6.74	
			E 01	005 720 000 000 401	B0D9R1BMJR Quaker Chewy Granola Bars, C	\$13.82	
			E 01	005 720 000 000 401	Promo & Discounts	(\$1.07)	
PO#:	14302	Voucher #:	125150	Invoice	Invoice No: 19W9-7FDY-6CRL	3/27/2025	Paid Amt: \$120.08
			E 01	300 351 000 830 433	B007X4X7QA Prime-Line SP 9712 Compressi	\$10.68	

Detail Payment Register By Check

Check Number: 47595-47797 Payment Date: 7/1/2024-4/30/2025 Period: 202501-202510 Void Status: N

Bank	Check No	Code	Rcd	Vendor	Pmt/Void Date	Pmt Type		
WSB	47678	00989		AMAZON CAPITAL SERVICES		Check		
			E 01	300 351 000 830 433	Amazon Shipping Charge	\$0.00		
PO#: 14304	Voucher #:	125151	Invoice	Invoice No: 1TKD-VXPN-Y19W	3/27/2025	Paid Amt:	\$10.68	
			E 12	300 298 214 301 401	B005CV1SO4 HERSHEY'S Cookies 'n' Creme	\$85.48		
			E 12	300 298 214 301 401	B01EBGUSFU Super Z Outlet 1" Assorted Col	\$23.97		
			E 12	300 298 214 301 401	B07N63KTTF Elwish 365pcs Round Jewels Sl	\$22.47		
			E 12	300 298 214 301 401	B0C1RVH4SQ GIFTINBOX Kids Sunglasses f	\$12.99		
			E 12	300 298 214 301 401	B0CZYMWKS7 Blue Squid Face Painting Kit f	\$31.98		
			E 12	300 298 214 301 401	Amazon Shipping Charge	\$0.00		
PO#: 14306	Voucher #:	125152	Invoice	Invoice No: 1XLY-61Y4-1FFQ	3/27/2025	Paid Amt:	\$176.89	
			R 01	300 622 000 000 619	B07DFMGD64 sencoo Girl Cute Pens Kawaii l	\$6.99		
			R 01	300 622 000 000 619	B07G25ZS3L KINGYAO Squishies Squishy Tc	\$7.99		
			R 01	300 622 000 000 619	B07Y82B1DM URSKYTOUS 35Pcs Animal Er	\$8.98		
			R 01	300 622 000 000 619	B09ZXVKD59 Nezyo 48 Pcs Magnetic Bookm	\$12.99		
			R 01	300 622 000 000 619	B0BCWDC411 Stickers for Water Bottles, 200	\$7.98		
			R 01	300 622 000 000 619	B0BYRYGWRQ Ireer 18 Pcs Cute Highlighter	\$12.99		
			R 01	300 622 000 000 619	B0C2NYH3C9 Kosiz 12 Pcs Multicolor Ballpoi	\$12.99		
			R 01	300 622 000 000 619	B0C39WWJ7J 12pcs Cute Kawaii Animal Pen	\$10.98		
			R 01	300 622 000 000 619	B0D8KTGVYW Outus 24 Pcs Kids Bookmarks	\$11.99		
			R 01	300 622 000 000 619	B0DCTBWRJQ 24 Fidget Spinner Multicolor F	\$18.89		
			R 01	300 622 000 000 619	Amazon Shipping Charge	\$0.00		
PO#: 14307	Voucher #:	125153	Invoice	Invoice No: 1Q3H-HPMN-6X63	3/27/2025	Paid Amt:	\$112.77	
			E 01	300 301 000 830 433	B07DX98QJL Tootsie Roll Midgees - Chewy C	\$22.24		
			E 01	300 301 000 830 433	B07TWWXHQ3 Gejoy Pig Nose Cosplay Masl	\$40.47		
			E 01	300 301 000 830 433	B096WH7XF6 Starburst Fruit Chews, Original	\$9.98		
			E 01	300 301 000 830 433	B0C7ZWJHFZ Pink Balloons Set, 60 Packs 1:	\$9.99		
			E 01	300 301 000 830 433	Amazon Shipping Charge	\$0.00		
PO#: 14310	Voucher #:	125154	Invoice	Invoice No: 1K1C-VRMC-XXFW	3/27/2025	Paid Amt:	\$82.68	
			E 01	110 407 000 740 433	B0006PKZ7W Learning Resources Baby Bear	\$16.99		
			E 01	110 407 000 740 433	B00JM5GW10 Play-Doh Bulk 10-Pack Case c	\$7.99		
			E 01	110 407 000 740 433	B08YCGLNN3 Cooking Concepts Divided Lun	\$12.90		
			E 01	110 407 000 740 433	B09VDD9XF7 24 Pack Hanging Storage Bags	\$15.99		
			E 01	110 407 000 740 433	B0B68DYRDQ Coogam Math Cubes, Manipul	\$19.73		
			E 01	110 407 000 740 433	B0BR4SF5LC 24PCS Mini Squishy Stress Bal	\$9.99		
			E 01	110 407 000 740 433	B0DCBCWQCP 6Pcs EVA Foam Dice,3.15" L	\$17.99		
			E 01	110 407 000 740 433	Amazon Shipping Charge	\$0.00		
PO#: 14311	Voucher #:	125155	Invoice	Invoice No: 1YHY-13XW-3XFT	3/27/2025	Paid Amt:	\$101.58	

Detail Payment Register By Check

Check Number: 47595-47797 Payment Date: 7/1/2024-4/30/2025 Period: 202501-202510 Void Status: N

Bank	Check No	Code	Rcd	Vendor	Pmt/Void Date	Pmt Type
WSB	47678	00989		AMAZON CAPITAL SERVICES		Check
			E 01	300 351 000 830 433	B000LDEP0C Eagle 20 Gallon Plastic Drum w	\$89.57
			E 01	300 351 000 830 433	B00370N1UG Evapo-Rust ER013 Super Safe	\$599.75
			E 01	300 351 000 830 433	B01E1E89EY Kreg SML-F125-1200 Zinc Pock	\$53.22
			E 01	300 351 000 830 433	B08R5YC94Z BUSY-CORNER 495 Pieces SA	\$16.99
			E 01	300 351 000 830 433	B0CQV85624 100 Pieces Rubber Feet for Cut	\$35.98
			E 01	300 351 000 830 433	B0D2CNRCMY VinTS 8 PCS Trifold Poster Bc	\$48.99
			E 01	300 351 000 830 433	Amazon Shipping Charge	\$16.81
PO#: 14312	Voucher #:	125156	Invoice	Invoice No: 1JRG-6D1F-6LKX	3/27/2025	Paid Amt: \$861.31
			E 01	110 203 026 000 401	B002FTN45M X-ACTO Boston School Pro Ele	\$57.00
			E 01	110 203 026 000 401	Amazon Shipping Charge	\$0.00
PO#: 14313	Voucher #:	125157	Invoice	Invoice No: 1KRN-R3YQ-3KTW	3/27/2025	Paid Amt: \$57.00
			E 01	110 212 021 000 430	B00A6WK0EI Mayco Speckled Stroke & Coat	\$21.47
			E 01	110 212 021 000 430	B09SLCFBMK Star Hole Punch, Star Punch, &	\$12.97
			E 01	110 212 021 000 430	B0BCVSRKW UCEC Circle Punch, 2 1.5 1In	\$18.80
			E 01	110 212 021 000 430	Amazon Shipping Charge	\$0.00
PO#: 14314	Voucher #:	125158	Invoice	Invoice No: 1CXK-MP49-YYCQ	3/27/2025	Paid Amt: \$53.24
			E 01	110 401 000 740 401	B087FXJLN7 ProCase Kids Case for iPad 9th	\$33.14
			E 01	110 401 000 740 401	Amazon Shipping Charge	\$0.00
PO#: 14316	Voucher #:	125159	Invoice	Invoice No: 1G4Q-FKXQ-1WGG	3/27/2025	Paid Amt: \$33.14
			E 04	500 570 001 321 401	B000ZDME7Y Perler Multi-Mix Fuse Beads Ja	\$25.79
			E 04	500 570 001 321 401	B009XPPYOK Perler Beads Fuse Beads for C	\$7.38
			E 04	500 570 001 321 401	B009XPPYQ8 Perler Beads Fuse Beads for C	\$7.38
			E 04	500 570 001 321 401	B00ABVM6NC Bright Green Perler Beads for l	\$3.69
			E 04	500 570 001 321 401	B06XRLTJWM Fellowes Thermal Laminating &	\$19.99
			E 04	500 570 001 321 401	B08R9VB2FX HangerSpace Suction Cup Hoo	\$13.78
			E 04	500 570 001 321 401	B08ZMQS8QV PANGAEA Tree Swing Hangin	\$14.88
			E 04	500 570 001 321 401	B0C61W6Q7V Yunsailing 36 Pcs Happy Birth	\$9.99
			E 04	500 570 001 321 401	B0D362Z7ZM Perler 83-99788 Fuse Bead Set	\$18.56
			E 04	500 570 001 321 401	Amazon Shipping Charge	\$0.00
PO#: 14320	Voucher #:	125160	Invoice	Invoice No: 1TQQ-PRXH-77NV	3/27/2025	Paid Amt: \$121.44
			E 01	110 203 032 000 430	DAMAGED/MISSING ITEMS- RETURN	\$5.98
PO#:	Voucher #:	125136	Credit	Invoice No: 1P69-7N1G-6JCF	3/27/2025	Paid Amt: (\$5.98)
			E 01	300 260 023 000 430	B07PQTS1MH TI30XIISPINK - Description : T	\$195.57
			E 01	300 260 023 000 430	B0BJVCWJKB YaFiti Swivel Bar Stools Set of	\$149.99

Detail Payment Register By Check

Check Number: 47595-47797 Payment Date: 7/1/2024-4/30/2025 Period: 202501-202510 Void Status: N

Bank	Check No	Code	Rcd	Vendor	Pmt/Void Date	Pmt Type			
WSB	47678	00989		AMAZON CAPITAL SERVICES		Check			
			E 01 300 260 023 000 430	Amazon Shipping Charge			\$29.99		
PO#:	14283	Voucher #:	125137	Invoice	Invoice No: 1YWN-CF6G-XYGM			Paid Amt:	\$375.55
					3/27/2025			Check Amount:	\$3,814.71
WSB	47679	18356		HAMANN, WYATT		Check			
			E 01 300 294 053 000 305	UMPIRE- JV BASEBALL, 3/31/2025			\$150.00		
PO#:		Voucher #:	125161	Invoice	Invoice No: 3/31/2025			Paid Amt:	\$150.00
					3/31/2025			Check Amount:	\$150.00
WSB	47680	3399		SCHMIDT, TED		Check			
			E 01 300 294 053 000 305	UMPIRE- V BASEBALL, 3/31/2025			\$150.00		
PO#:		Voucher #:	125165	Invoice	Invoice No: 3/31/2025			Paid Amt:	\$150.00
					3/31/2025			Check Amount:	\$150.00
WSB	47681	37430		TERVO, KATELYN		Check			
			E 01 300 296 061 000 305	UMPIRE- JH SOFTBALL, 3/31/2025			\$120.00		
PO#:		Voucher #:	125166	Invoice	Invoice No: 3/31/2025			Paid Amt:	\$120.00
					3/31/2025			Check Amount:	\$120.00
WSB	47682	51680		WIENER, RANDY		Check			
			E 01 300 294 053 000 305	UMPIRE- V BASEBALL, 3/31/2025			\$150.00		
PO#:		Voucher #:	125167	Invoice	Invoice No: 3/31/2025			Paid Amt:	\$150.00
					3/31/2025			Check Amount:	\$150.00
WSB	47683	3109		BUSINESS PROFESSIONALS OF AMERICA		Check			
			E 01 300 298 209 000 369	2025 NAT'L LEADERSHIP CONF- STUDENT			\$375.00		
			E 12 300 298 209 301 401	GRAD HONOR CORDS			\$30.00		
			E 12 300 298 209 301 401	2025 NAT'L BPA T-SHIRTS			\$36.00		
			E 12 300 298 209 301 369	2025 NAT'L BPA ACTIVE WALKER REGISTR			\$30.00		
PO#:		Voucher #:	125208	Invoice	Invoice No: 29531	4/4/2025		Paid Amt:	\$471.00
			E 01 300 298 209 000 366	2025 NAT'L LEADERSHIP CONF- CHAPTER			\$263.00		
PO#:		Voucher #:	125207	Invoice	Invoice No: 29530	4/4/2025		Paid Amt:	\$263.00
			E 01 300 298 209 000 369	2025 NAT'L LEADERSHIP CONF- STUDENT			\$250.00		
			E 12 300 298 209 301 401	GRAD HONOR CORDS			\$30.00		
			E 12 300 298 209 301 401	2025 NAT'L BPA T-SHIRTS			\$18.00		
			E 12 300 298 209 301 369	2025 NAT'L BPA GUEST REGISTRATION			\$115.00		
PO#:		Voucher #:	125209	Invoice	Invoice No: 29532	4/4/2025		Paid Amt:	\$413.00
								Check Amount:	\$1,147.00

Detail Payment Register By Check

Check Number: 47595-47797 Payment Date: 7/1/2024-4/30/2025 Period: 202501-202510 Void Status: N

Bank	Check No	Code	Rcd	Vendor	Pmt/Void Date	Pmt Type			
WSB	47684	3005		MARCO TECHNOLOGIES LLC		Check			
			E 01	005 850 000 000 335	COPIER LEASE 3/25-4/25/2025		\$3,689.07		
PO#:	Voucher #:	125210	Invoice	Invoice No: 552527053	4/4/2025	Paid Amt:	\$3,689.07	Check Amount:	\$3,689.07
WSB	47687	01600		AFLAC		Check			
			B 01	215 030	Employee Insurance Withholding Payable		\$439.52		
			B 02	215 030	Employee Insurance Withholding Payable		\$23.60		
PO#:	Voucher #:	125087	Invoice	Invoice No: S2025180	4/8/2025	Paid Amt:	\$463.12		
			B 01	215 030	AFLAC		\$47.00		
PO#:	Voucher #:	125227	Credit	Invoice No: 3/28/2025	4/8/2025	Paid Amt:	(\$47.00)		
			B 01	215 030	Employee Insurance Withholding Payable		\$486.52		
			B 02	215 030	Employee Insurance Withholding Payable		\$23.60		
PO#:	Voucher #:	124749	Invoice	Invoice No: S2025170	4/8/2025	Paid Amt:	\$510.12	Check Amount:	\$926.24
WSB	47688	00675		AFSCME COUNCIL 65		Check			
			B 01	215 040	Union Dues Withholding Payable		\$937.71		
			B 04	215 040	Union Dues Withholding Payable		\$19.36		
PO#:	Voucher #:	125094	Invoice	Invoice No: S2025180	4/8/2025	Paid Amt:	\$957.07	Check Amount:	\$957.07
WSB	47689	1864		AMERITAS LIFE INSURANCE CORP.		Check			
			B 01	215 030	Employee Insurance Withholding Payable		\$843.61		
			B 02	215 030	Employee Insurance Withholding Payable		\$51.64		
			B 04	215 030	Employee Ins. Withholding Payable		\$23.31		
PO#:	Voucher #:	125113	Invoice	Invoice No: S2025180	4/8/2025	Paid Amt:	\$918.56		
			B 01	215 030	VISION		\$47.20		
PO#:	Voucher #:	125228	Invoice	Invoice No: 3/28/2025	4/8/2025	Paid Amt:	\$47.20	Check Amount:	\$965.76
WSB	47690	2582		DELTA DENTAL OF MINNESOTA		Check			
			B 01	215 030	DENTAL		\$202.60		
PO#:	Voucher #:	125229	Invoice	Invoice No: 3/28/2025	4/8/2025	Paid Amt:	\$202.60		
			B 01	215 030	Employee Insurance Withholding Payable		\$3,399.98		
			B 02	215 030	Employee Insurance Withholding Payable		\$68.32		
			B 04	215 030	Employee Ins. Withholding Payable		\$34.45		
PO#:	Voucher #:	125091	Invoice	Invoice No: S2025180	4/8/2025	Paid Amt:	\$3,502.75	Check Amount:	\$3,705.35

Detail Payment Register By Check

Check Number: 47595-47797 Payment Date: 7/1/2024-4/30/2025 Period: 202501-202510 Void Status: N

Bank	Check No	Code	Rcd	Vendor	Pmt/Void Date	Pmt Type			
WSB	47691	12786		ED MN		Check			
			B 02	215 040	Union Dues Withholding Payable		\$84.60		
PO#:	Voucher #:	125093	Invoice	Invoice No: S2025180	4/8/2025	Paid Amt:	\$84.60		
						Check Amount:	\$84.60		
WSB	47692	22800		INTERNATIONAL UNION OF OPER.		Check			
			B 01	215 040	Union Dues Withholding Payable		\$107.52		
PO#:	Voucher #:	125095	Invoice	Invoice No: S2025180	4/8/2025	Paid Amt:	\$107.52		
						Check Amount:	\$107.52		
WSB	47693	29080		MADISON NATIONAL LIFE		Check			
			E 01	110 203 000 000 240	Ltd Ins		\$503.44		
			E 01	300 211 000 000 240	Ltd Ins		\$527.88		
			E 01	111 216 000 401 240	Ltd Ins		\$70.38		
PO#:	Voucher #:	125230	Invoice	Invoice No: 3/28/2025	4/8/2025	Paid Amt:	\$1,101.70		
						Check Amount:	\$1,101.70		
WSB	47694	33520		NATIONAL INSURANCE SERVICES OF WI		Check			
			B 01	215 030	Employee Insurance Withholding Payable		\$663.43		
			B 02	215 030	Employee Insurance Withholding Payable		\$46.74		
			B 04	215 030	Employee Ins. Withholding Payable		\$43.25		
PO#:	Voucher #:	124766	Invoice	Invoice No: S2025170	4/8/2025	Paid Amt:	\$753.42		
			B 01	215 030	Employee Insurance Withholding Payable		\$668.98		
			B 02	215 030	Employee Insurance Withholding Payable		\$50.44		
			B 04	215 030	Employee Ins. Withholding Payable		\$43.94		
PO#:	Voucher #:	125105	Invoice	Invoice No: S2025180	4/8/2025	Paid Amt:	\$763.36		
			B 01	215 030	LIFE		\$167.44		
PO#:	Voucher #:	125231	Invoice	Invoice No: 3/28/2025	4/8/2025	Paid Amt:	\$167.44		
						Check Amount:	\$1,684.22		
WSB	47695	31631		NCPERS GROUP LIFE INS.		Check			
			B 01	215 030	Employee Insurance Withholding Payable		\$27.54		
			B 02	215 030	Employee Insurance Withholding Payable		\$12.46		
PO#:	Voucher #:	124770	Invoice	Invoice No: S2025170	4/8/2025	Paid Amt:	\$40.00		
			B 01	215 030	Employee Insurance Withholding Payable		\$27.71		
			B 02	215 030	Employee Insurance Withholding Payable		\$12.29		
PO#:	Voucher #:	125109	Invoice	Invoice No: S2025180	4/8/2025	Paid Amt:	\$40.00		
						Check Amount:	\$80.00		
WSB	47696	49720		WDC ED MN		Check			
			B 01	215 040	Union Dues Withholding Payable		\$4,179.78		

Detail Payment Register By Check

Check Number: 47595-47797 Payment Date: 7/1/2024-4/30/2025 Period: 202501-202510 Void Status: N

Bank	Check No	Code	Rcd	Vendor	Pmt/Void Date	Pmt Type			
WSB	47696	49720		WDC ED MN		Check			
			B 04	215 040	Union Dues Withholding Payable		\$117.86		
PO#:	Voucher #:	125092	Invoice	Invoice No: S2025180	4/8/2025	Paid Amt:	\$4,297.64	Check Amount:	\$4,297.64
WSB	47697	49725		WDC PUBLIC SCHOOL		Check			
			B 01	215 000	Net Payroll Payable		\$150.00		
PO#:	Voucher #:	125107	Invoice	Invoice No: S2025180	4/8/2025	Paid Amt:	\$150.00	Check Amount:	\$150.00
WSB	47698	4238		KILPPENES, CHARLES		Check			
			E 01	300 294 053 000 305	UMPIRE- BASEBALL, 4/10/2025		\$150.00		
PO#:	Voucher #:	125232	Invoice	Invoice No: 4/10/2025	4/10/2025	Paid Amt:	\$150.00	Check Amount:	\$150.00
WSB	47699	37430		TERVO, KATELYN		Check			
			E 01	300 296 061 000 305	UMPIRE- SOFTBALL, 4/10/2025		\$120.00		
PO#:	Voucher #:	125233	Invoice	Invoice No: 4/10/2025	4/10/2025	Paid Amt:	\$120.00	Check Amount:	\$120.00
WSB	47700	3665		VEDBRAATEN, CHRISTOPHER		Check			
			E 01	300 294 053 000 305	UMPIRE- BASEBALL, 4/10/2025		\$150.00		
PO#:	Voucher #:	125234	Invoice	Invoice No: 4/10/2025	4/10/2025	Paid Amt:	\$150.00	Check Amount:	\$150.00
WSB	47701	3664		VEDBRAATEN, SCOTT		Check			
			E 01	300 294 053 000 305	UMPIRE- BASEBALL, 4/10/2025		\$150.00		
PO#:	Voucher #:	125235	Invoice	Invoice No: 4/10/2025	4/10/2025	Paid Amt:	\$150.00	Check Amount:	\$150.00
WSB	47702	06335		BUSHINGER, CHRIS		Check			
			E 01	300 294 053 000 305	UMPIRE- BASEBALL, 4/10/2025		\$120.00		
PO#:	Voucher #:	125236	Invoice	Invoice No: 4/10/2025	4/10/2025	Paid Amt:	\$120.00	Check Amount:	\$120.00
WSB	47703	18356		HAMANN, WYATT		Check			
			E 01	300 294 053 000 305	UMPIRE- BASEBALL, 4/11/2025		\$150.00		
PO#:	Voucher #:	125246	Invoice	Invoice No: 4/11/2025	4/11/2025	Paid Amt:	\$150.00	Check Amount:	\$150.00
WSB	47704	4355		JOHNSON, CHARLIE		Check			
			E 01	300 296 061 000 305	UMPIRE- SOFTBALL, 4/11/2025		\$150.75		
PO#:	Voucher #:	125247	Invoice	Invoice No: 4/11/2025	4/11/2025	Paid Amt:	\$150.75	Check Amount:	\$150.75

Detail Payment Register By Check

Check Number: 47595-47797 Payment Date: 7/1/2024-4/30/2025 Period: 202501-202510 Void Status: N

Bank	Check No	Code	Rcd	Vendor	Pmt/Void Date	Pmt Type			
WSB	47705	4356		SELK, TODD		Check			
			E 01	300 296 061 000 305	UMPIRE- SOFTBALL, 4/11/2025		\$150.75		
PO#:	Voucher #:	125248	Invoice	Invoice No: 4/11/2025	4/11/2025			Paid Amt:	\$150.75
								Check Amount:	\$150.75
WSB	47706	37430		TERVO, KATELYN		Check			
			E 01	300 296 061 000 305	UMPIRE- SOFTBALL, 4/11/2025		\$270.00		
PO#:	Voucher #:	125249	Invoice	Invoice No: 4/11/2025	4/11/2025			Paid Amt:	\$270.00
								Check Amount:	\$270.00
WSB	47707	3665		VEDBRAATEN, CHRISTOPHER		Check			
			E 01	300 294 053 000 305	UMPIRE- BASEBALL, 4/11/2025		\$150.00		
PO#:	Voucher #:	125250	Invoice	Invoice No: 4/11/2025	4/11/2025			Paid Amt:	\$150.00
								Check Amount:	\$150.00
WSB	47708	3664		VEDBRAATEN, SCOTT		Check			
			E 01	300 294 053 000 305	UMPIRE- BASEBALL, 4/11/2025		\$150.00		
PO#:	Voucher #:	125251	Invoice	Invoice No: 4/11/2025	4/11/2025			Paid Amt:	\$150.00
								Check Amount:	\$150.00
WSB	47710	3874		CARLSON, DARBY		Check			
			E 01	300 296 061 000 305	UMPIRE- SOFTBALL, 4/15/2025		\$150.00		
PO#:	Voucher #:	125292	Invoice	Invoice No: 4/15/2025	4/15/2025			Paid Amt:	\$150.00
								Check Amount:	\$150.00
WSB	47711	4238		KILPPENES, CHARLES		Check			
			E 01	300 296 061 000 305	UMPIRE- SOFTBALL, 4/15/2025		\$150.00		
PO#:	Voucher #:	125293	Invoice	Invoice No: 4/15/2025	4/15/2025			Paid Amt:	\$150.00
								Check Amount:	\$150.00
WSB	47712	4027		MATHIOWETZ, H. JAMES		Check			
			E 01	300 290 000 000 369	MEALS- STATE FFA CONTEST, 4/27-4/29/20;		\$1,725.00		
PO#:	Voucher #:	125295	Invoice	Invoice No: 4/15/2025	4/15/2025			Paid Amt:	\$1,725.00
								Check Amount:	\$1,725.00
WSB	47713	37430		TERVO, KATELYN		Check			
			E 01	300 296 061 000 305	UMPIRE- SOFTBALL, 4/15/2025		\$150.00		
PO#:	Voucher #:	125294	Invoice	Invoice No: 4/15/2025	4/15/2025			Paid Amt:	\$150.00
								Check Amount:	\$150.00
WSB	47714	06335		BUSHINGER, CHRIS		Check			
			E 01	300 294 053 000 305	UMPIRE- BASEBALL, 4/15/2025		\$120.00		
PO#:	Voucher #:	125291	Invoice	Invoice No: 4/15/2025	4/15/2025			Paid Amt:	\$120.00
								Check Amount:	\$120.00

Detail Payment Register By Check

Check Number: 47595-47797 Payment Date: 7/1/2024-4/30/2025 Period: 202501-202510 Void Status: N

Bank	Check No	Code	Rcd	Vendor	Pmt/Void Date	Pmt Type			
WSB	47715	00675		AFSCME COUNCIL 65		Check			
			B 01	215 040	Union Dues Withholding Payable		\$1,054.59		
			B 04	215 040	Union Dues Withholding Payable		\$20.42		
PO#:	Voucher #:	125262	Invoice	Invoice No: S2025190	4/17/2025	Paid Amt:	\$1,075.01		
						Check Amount:	\$1,075.01		
WSB	47716	12786		ED MN		Check			
			B 02	215 040	Union Dues Withholding Payable		\$84.60		
PO#:	Voucher #:	125261	Invoice	Invoice No: S2025190	4/17/2025	Paid Amt:	\$84.60		
						Check Amount:	\$84.60		
WSB	47717	22800		INTERNATIONAL UNION OF OPER.		Check			
			B 01	215 040	Union Dues Withholding Payable		\$107.52		
PO#:	Voucher #:	125263	Invoice	Invoice No: S2025190	4/17/2025	Paid Amt:	\$107.52		
						Check Amount:	\$107.52		
WSB	47718	49720		WDC ED MN		Check			
			B 01	215 040	Union Dues Withholding Payable		\$4,179.78		
			B 04	215 040	Union Dues Withholding Payable		\$117.86		
PO#:	Voucher #:	125260	Invoice	Invoice No: S2025190	4/17/2025	Paid Amt:	\$4,297.64		
						Check Amount:	\$4,297.64		
WSB	47719	49725		WDC PUBLIC SCHOOL		Check			
			B 01	215 000	Net Payroll Payable		\$175.00		
PO#:	Voucher #:	125275	Invoice	Invoice No: S2025190	4/17/2025	Paid Amt:	\$175.00		
						Check Amount:	\$175.00		
WSB	47720	1904		ALBIN ACQUISITION CORP		Check			
			E 01	005 111 000 000 305	BACKGROUND STUDIES		\$125.00		
PO#:	Voucher #:	125282	Invoice	Invoice No: MRIUS2343276	4/22/2025	Paid Amt:	\$125.00		
						Check Amount:	\$125.00		
WSB	47721	02000		AMERICAN TIME & SIGNAL CO.		Check			
			E 01	005 810 000 000 415	SQ93BADD204BP 12" Sitesync IQ Battery-AA		\$400.95		
			E 01	005 810 000 000 415	SQ56BADD304BP 12" Sitesync IQ Battery-AA		\$1,759.50		
PO#: 14347	Voucher #:	125283	Invoice	Invoice No: 887407	4/22/2025	Paid Amt:	\$2,160.45		
						Check Amount:	\$2,160.45		
WSB	47722	02895		ARVIG COMMUNICATIONS SYSTEMS		Check			
			E 01	005 810 000 000 320	Communications Serv		\$1,380.29		
PO#:	Voucher #:	125284	Invoice	Invoice No: 2/28/2025	4/22/2025	Paid Amt:	\$1,380.29		
						Check Amount:	\$1,380.29		

Detail Payment Register By Check

Check Number: 47595-47797 Payment Date: 7/1/2024-4/30/2025 Period: 202501-202510 Void Status: N

Bank	Check No	Code	Rcd	Vendor	Pmt/Void Date	Pmt Type
WSB	47723	47100		ASTERA HEALTH		Check
			E 01	006 760 000 720 305	DOT Physicals & Drug Testing	\$452.82
PO#:	Voucher #:	125285	Invoice	Invoice No: 4/05/2025	4/22/2025	Paid Amt: \$452.82
			E 01	300 292 000 000 305	MARCH 25 ATHLETIC TRAINER HOURS	\$1,300.00
PO#:	Voucher #:	125286	Invoice	Invoice No: 188013	4/22/2025	Paid Amt: \$1,300.00
						Check Amount: \$1,752.82
WSB	47724	13177		AVIBEN		Check
			E 01	005 111 000 000 305	APRIL 2025 403(b) ADMIN & COMPL FEE	\$141.72
PO#:	Voucher #:	125287	Invoice	Invoice No: 36911	4/22/2025	Paid Amt: \$141.72
						Check Amount: \$141.72
WSB	47725	04227		BEMIDJI STATE UNIVERSITY		Check
			E 01	300 213 000 000 394	SPRING 2025 PSEO CLASSES	\$3,588.62
PO#:	Voucher #:	125296	Invoice	Invoice No: 4/01/2025	4/22/2025	Paid Amt: \$3,588.62
						Check Amount: \$3,588.62
WSB	47726	2471		BRICKMAN, JACKI, INC.		Check
			E 01	110 640 000 316 366	IMPLEMENTATION SUPPORT DAYS 3/20-3/2	\$3,000.00
PO#:	Voucher #:	125297	Invoice	Invoice No: INV-5049	4/22/2025	Paid Amt: \$3,000.00
						Check Amount: \$3,000.00
WSB	47727	4357		BROSTROM, ROBERT		Check
			E 01	006 760 000 733 402	REIMB. GAS- PICK UP NEW VAN	\$65.75
PO#:	Voucher #:	125298	Invoice	Invoice No: 3/19/2025	4/22/2025	Paid Amt: \$65.75
						Check Amount: \$65.75
WSB	47728	50811		REMIT1 CAPITAL ONE		Check
			E 01	300 301 000 830 433	Ag Class Supplies	\$56.66
PO#:	Voucher #:	125305	Invoice	Invoice No: 07783	4/22/2025	Paid Amt: \$56.66
			E 01	112 206 000 433 433	INCENTIVES	\$50.27
PO#:	Voucher #:	125306	Invoice	Invoice No: 02729	4/22/2025	Paid Amt: \$50.27
			E 01	110 203 100 000 401	SNACKS FOR EVENTS	\$78.56
PO#:	Voucher #:	125307	Invoice	Invoice No: 04946	4/22/2025	Paid Amt: \$78.56
			E 01	300 402 000 740 433	SUPPLIES- LIFE SKILLS	\$70.11
PO#:	Voucher #:	125299	Invoice	Invoice No: 02015	4/22/2025	Paid Amt: \$70.11
			E 01	300 260 022 000 430	M&Ms/CANDY/FEBREZE	\$48.71
PO#:	Voucher #:	125309	Invoice	Invoice No: 03324	4/22/2025	Paid Amt: \$48.71
			E 04	500 582 000 344 401	FOOD COLORING/MARSHMALLOWS/CORN	\$25.67
PO#:	Voucher #:	125310	Invoice	Invoice No: 02177	4/22/2025	Paid Amt: \$25.67

Detail Payment Register By Check

Check Number: 47595-47797 Payment Date: 7/1/2024-4/30/2025 Period: 202501-202510 Void Status: N

Bank	Check No	Code	Rcd	Vendor	Pmt/Void Date	Pmt Type
WSB	47728	50811		REMIT1 CAPITAL ONE		Check
			E 01	110 408 000 740 433	SNACKS	\$39.82
PO#:	Voucher #:	125300	Invoice	Invoice No: 09633	4/22/2025	Paid Amt: \$39.82
			E 01	110 408 000 740 433	SNACKS	\$22.10
PO#:	Voucher #:	125311	Invoice	Invoice No: 06366	4/22/2025	Paid Amt: \$22.10
			E 04	500 513 000 321 401	CAKE BAKING CLASS- SUPPLIES	\$11.88
PO#:	Voucher #:	125312	Invoice	Invoice No: 03178	4/22/2025	Paid Amt: \$11.88
			E 01	300 212 021 000 401	LATCH BOXES	\$23.88
PO#:	Voucher #:	125301	Invoice	Invoice No: 05892	4/22/2025	Paid Amt: \$23.88
			E 01	005 630 000 000 455	SPEAKERS	\$20.94
PO#:	Voucher #:	125313	Invoice	Invoice No: 03404	4/22/2025	Paid Amt: \$20.94
			E 04	500 513 000 321 401	CAKE DECORATING CLASS- SUPPLIES	\$33.62
PO#:	Voucher #:	125314	Invoice	Invoice No: 09264	4/22/2025	Paid Amt: \$33.62
			E 01	110 408 000 740 433	SNACKS	\$20.34
PO#:	Voucher #:	125302	Invoice	Invoice No: 00062	4/22/2025	Paid Amt: \$20.34
			E 01	300 301 000 830 433	Food supplies for Ag Classes	\$49.84
PO#: 14377	Voucher #:	125315	Invoice	Invoice No: 05236	4/22/2025	Paid Amt: \$49.84
			E 01	150 203 000 000 430	MINTS- MCA TESTING	\$37.62
PO#:	Voucher #:	125316	Invoice	Invoice No: 07291	4/22/2025	Paid Amt: \$37.62
			E 01	300 301 000 830 433	Food supplies for Ag Classes	\$83.05
PO#: 14361	Voucher #:	125308	Invoice	Invoice No: 02899	4/22/2025	Paid Amt: \$83.05
			E 01	005 810 000 000 410	MOPS/TOWELS	\$34.24
PO#:	Voucher #:	125303	Invoice	Invoice No: 07024	4/22/2025	Paid Amt: \$34.24
			E 12	300 298 210 301 401	FOOD- NHS DAY OF CARING	\$197.24
PO#:	Voucher #:	125317	Invoice	Invoice No: 07292	4/22/2025	Paid Amt: \$197.24
			E 01	300 260 021 000 430	COOKIES - Wollum Sci	\$31.80
PO#:	Voucher #:	125318	Invoice	Invoice No: 04227	4/22/2025	Paid Amt: \$31.80
			E 01	300 401 000 740 433	Gummy Bears	\$19.56
			E 01	300 401 000 740 433	Starburst Jelly Beans	\$3.97
			E 01	300 401 000 740 433	Post it Notes	\$5.26
			E 01	300 401 000 740 433	M&M Candy	\$4.92
			E 01	300 401 000 740 433	Pokemon Cards	\$9.94
			E 01	300 401 000 740 433	Craft pom poms	\$1.47
			E 01	300 401 000 740 433	Markers	\$1.00
			E 01	300 401 000 740 433	White Card Stock	\$4.97
PO#: 14346	Voucher #:	125304	Invoice	Invoice No: 01350	4/22/2025	Paid Amt: \$51.09
						Check Amount: \$987.44

Detail Payment Register By Check

Check Number: 47595-47797 Payment Date: 7/1/2024-4/30/2025 Period: 202501-202510 Void Status: N

Bank	Check No	Code	Rcd	Vendor	Pmt/Void Date	Pmt Type		
WSB	47729	4358		CARRY, KIRSTEN		Check		
			E 02	005 770 000 701 820	REIMB. SNA MEMBERSHIP	\$64.50		
PO#:	Voucher #:	125319	Invoice	Invoice No: 4/14/2025	4/22/2025	Paid Amt:	\$64.50	
			E 02	005 770 000 701 366	REIMB. CFPM CLASS	\$185.00		
			E 02	005 770 000 701 820	REIMB. CFPM CERTIFICATE	\$35.44		
PO#:	Voucher #:	125320	Invoice	Invoice No: 4/14/2025	4/22/2025	Paid Amt:	\$220.44	
						Check Amount:	\$284.94	
WSB	47730	07400		CENTRAL MINNESOTA E.R.D.C.		Check		
			E 01	005 111 000 000 318	4TH QTR ACCOUNTING/SYSTEM SERVICE:	\$3,927.00		
			E 01	005 111 000 000 318	APRIL-JUNE 25 CITRIX HOST SERVICES	\$606.38		
PO#:	Voucher #:	125322	Invoice	Invoice No: 200130	4/22/2025	Paid Amt:	\$4,533.38	
						Check Amount:	\$4,533.38	
WSB	47731	3658		CHROMEBOOKPARTS.COM		Check		
			E 01	005 630 000 000 314	CHROMEBOOK REPAIRS	\$57.49		
PO#:	Voucher #:	125333	Invoice	Invoice No: 236288	4/22/2025	Paid Amt:	\$57.49	
			E 01	005 630 000 000 314	CHROMEBOOK REPAIRS	\$57.49		
PO#:	Voucher #:	125323	Invoice	Invoice No: 235059	4/22/2025	Paid Amt:	\$57.49	
			E 01	005 630 000 000 314	CHROMEBOOK REPAIRS	\$57.49		
PO#:	Voucher #:	125326	Invoice	Invoice No: 234990	4/22/2025	Paid Amt:	\$57.49	
			E 01	005 630 000 000 314	CHROMEBOOK REPAIRS	\$69.49		
PO#:	Voucher #:	125327	Invoice	Invoice No: 235744	4/22/2025	Paid Amt:	\$69.49	
			E 01	005 630 000 000 314	CHROMEBOOK REPAIRS	\$99.48		
PO#:	Voucher #:	125329	Invoice	Invoice No: 236059	4/22/2025	Paid Amt:	\$99.48	
			E 01	005 630 000 000 314	CHROMEBOOK REPAIRS	\$57.49		
PO#:	Voucher #:	125331	Invoice	Invoice No: 236275	4/22/2025	Paid Amt:	\$57.49	
			E 01	005 630 000 000 314	CHROMEBOOK REPAIRS	\$69.49		
PO#:	Voucher #:	125334	Invoice	Invoice No: 236289	4/22/2025	Paid Amt:	\$69.49	
			E 01	005 630 000 000 314	CHROMEBOOK REPAIRS	\$69.49		
PO#:	Voucher #:	125336	Invoice	Invoice No: 236298	4/22/2025	Paid Amt:	\$69.49	
			E 01	005 630 000 000 314	CHROMEBOOK REPAIRS	\$30.00		
PO#:	Voucher #:	125337	Invoice	Invoice No: 237281	4/22/2025	Paid Amt:	\$30.00	
			E 01	005 630 000 000 314	CHROMEBOOK REPAIRS	\$69.49		
PO#:	Voucher #:	125338	Invoice	Invoice No: 237927	4/22/2025	Paid Amt:	\$69.49	
			E 01	005 630 000 000 314	CHROMEBOOK REPAIRS	\$82.99		
PO#:	Voucher #:	125339	Invoice	Invoice No: 237926	4/22/2025	Paid Amt:	\$82.99	
			E 01	005 630 000 000 314	CHROMEBOOK REPAIRS	\$57.49		
PO#:	Voucher #:	125340	Invoice	Invoice No: 238287	4/22/2025	Paid Amt:	\$57.49	

Detail Payment Register By Check

Check Number: 47595-47797 Payment Date: 7/1/2024-4/30/2025 Period: 202501-202510 Void Status: N

Bank	Check No	Code	Rcd	Vendor	Pmt/Void Date	Pmt Type
WSB	47731	3658		CHROMEBOOKPARTS.COM		Check
			E 01 005 630 000 000 314	CHROMEBOOK REPAIRS		\$57.49
PO#:	Voucher #:	125341	Invoice	Invoice No: 238319	4/22/2025	Paid Amt: \$57.49
			E 01 005 630 000 000 314	Contr-Equip Rep		\$57.49
PO#:	Voucher #:	125342	Invoice	Invoice No: 238268	4/22/2025	Paid Amt: \$57.49
			E 01 005 630 000 000 314	CHROMEBOOK REPAIRS		\$57.49
PO#:	Voucher #:	125343	Invoice	Invoice No: 238273	4/22/2025	Paid Amt: \$57.49
			E 01 005 630 000 000 314	CHROMEBOOK REPAIRS		\$69.49
PO#:	Voucher #:	125344	Invoice	Invoice No: 238265	4/22/2025	Paid Amt: \$69.49
			E 01 005 630 000 000 314	CHROMEBOOK REPAIRS		\$69.49
PO#:	Voucher #:	125345	Invoice	Invoice No: 238276	4/22/2025	Paid Amt: \$69.49
			E 01 005 630 000 000 314	CHROMEBOOK REPAIRS		\$30.00
PO#:	Voucher #:	125330	Invoice	Invoice No: 236279	4/22/2025	Paid Amt: \$30.00
			E 01 005 630 000 000 314	CHROMEBOOK REPAIRS		\$68.49
PO#:	Voucher #:	125346	Invoice	Invoice No: 238799	4/22/2025	Paid Amt: \$68.49
			E 01 005 630 000 000 314	CHROMEBOOK REPAIRS		\$57.49
PO#:	Voucher #:	125332	Invoice	Invoice No: 236282	4/22/2025	Paid Amt: \$57.49
			E 01 005 630 000 000 314	CHROMEBOOK REPAIRS		\$69.49
PO#:	Voucher #:	125347	Invoice	Invoice No: 238797	4/22/2025	Paid Amt: \$69.49
			E 01 005 630 000 000 314	CHROMEBOOK REPAIRS		\$69.49
PO#:	Voucher #:	125324	Invoice	Invoice No: 234888	4/22/2025	Paid Amt: \$69.49
			E 01 005 630 000 000 314	CHROMEBOOK REPAIRS		\$69.49
PO#:	Voucher #:	125348	Invoice	Invoice No: 238803	4/22/2025	Paid Amt: \$69.49
			E 01 005 630 000 000 314	CHROMEBOOK REPAIRS		\$69.49
PO#:	Voucher #:	125349	Invoice	Invoice No: 238800	4/22/2025	Paid Amt: \$69.49
			E 01 005 630 000 000 314	CHROMEBOOK REPAIRS		\$69.49
PO#:	Voucher #:	125350	Invoice	Invoice No: 238801	4/22/2025	Paid Amt: \$69.49
						Check Amount: \$1,592.76
WSB	47732	08300		CITY OF WADENA		Check
			E 01 006 760 000 720 332	Electricity		\$284.43
			E 01 006 760 000 720 332	Electricity		\$189.51
			E 01 006 760 000 720 331	Water & Sewage		\$100.63
			E 01 005 810 000 000 332	Electricity		\$18,368.01
			E 01 005 810 000 000 331	Water & Sewage		\$1,251.81
			E 01 005 810 000 000 332	Electricity		\$28.73
			E 01 005 810 000 000 332	Electricity		\$109.56
			E 01 005 810 000 000 332	Electricity		\$388.92

Detail Payment Register By Check

Check Number: 47595-47797 Payment Date: 7/1/2024-4/30/2025 Period: 202501-202510 Void Status: N

Bank	Check No	Code	Rcd	Vendor	Pmt/Void Date	Pmt Type
WSB	47732	08300		CITY OF WADENA		Check
			E 01	005 810 000 000 331	Water & Sewage	\$56.75
			E 01	010 810 000 000 332	Electricity	\$160.80
			E 01	010 810 000 000 332	Electricity	\$4,041.56
			E 01	010 810 000 000 331	Water & Sewage	\$1,022.97
			E 01	005 810 000 000 332	Electricity	\$22.47
PO#:	Voucher #:	125354	Invoice	Invoice No: 3/31/2025	4/22/2025	Paid Amt: \$26,026.15
						Check Amount: \$26,026.15
WSB	47733	08425		CLIMATE MAKERS INC.		Check
			E 01	010 810 000 000 313	EXHAUST FAN MAINTENANCE	\$2,412.86
PO#:	Voucher #:	125356	Invoice	Invoice No: 123515	4/22/2025	Paid Amt: \$2,412.86
			E 01	005 810 000 000 313	PUMP ALIGNMENT	\$2,049.50
PO#:	Voucher #:	125355	Invoice	Invoice No: 123483	4/22/2025	Paid Amt: \$2,049.50
			E 01	010 810 000 000 313	UNIT VENTILATOR MOTOR SEIZED	\$1,842.89
PO#:	Voucher #:	125357	Invoice	Invoice No: 123514	4/22/2025	Paid Amt: \$1,842.89
						Check Amount: \$6,305.25
WSB	47734	10552		CULINEX		Check
			E 02	005 770 000 701 401	RS HINGE ASSY LEFT-R VOLLRATH	\$686.27
PO#:	Voucher #:	125358	Invoice	Invoice No: INV936615	4/22/2025	Paid Amt: \$686.27
						Check Amount: \$686.27
WSB	47735	10550		CULLIGAN		Check
			E 01	006 760 000 720 401	5 GAL PREM WATER	\$59.00
PO#:	Voucher #:	125362	Invoice	Invoice No: 292596	4/22/2025	Paid Amt: \$59.00
			E 01	005 810 000 000 401	SOLAR SALT/SANIT PACKS	\$126.75
PO#:	Voucher #:	125360	Invoice	Invoice No: 292582	4/22/2025	Paid Amt: \$126.75
			E 01	006 760 000 720 335	Rentals or Leases	\$57.70
			E 01	005 815 000 000 335	Rentals or Leases	\$13.50
PO#:	Voucher #:	125364	Invoice	Invoice No: 4/01/2025	4/22/2025	Paid Amt: \$71.20
			E 01	005 810 000 000 401	SOLAR SALT/SANIT PACKS	\$113.75
PO#:	Voucher #:	125363	Invoice	Invoice No: 292951	4/22/2025	Paid Amt: \$113.75
			E 01	006 760 000 720 401	SOLAR SALT/SANIT PACKS	\$74.75
PO#:	Voucher #:	125361	Invoice	Invoice No: 292589	4/22/2025	Paid Amt: \$74.75
			E 01	010 810 000 000 401	SOLAR SALT/SANIT PACKS	\$87.75
PO#:	Voucher #:	125359	Invoice	Invoice No: 292581	4/22/2025	Paid Amt: \$87.75
						Check Amount: \$533.20

Detail Payment Register By Check

Check Number: 47595-47797 Payment Date: 7/1/2024-4/30/2025 Period: 202501-202510 Void Status: N

Bank	Check No	Code	Rcd	Vendor	Pmt/Void Date	Pmt Type		
WSB	47736	10980		DACOTAH PAPER CO.		Check		
			E 02	005 770 000 701 401	SPOONS/TRAYS/FORKS		\$816.10	
PO#:	Voucher #:	125367	Invoice	Invoice No: 82992	4/22/2025	Paid Amt:	\$816.10	
			E 02	005 770 000 701 401	TRAYS/SPOONS/FORKS		\$1,193.86	
PO#:	Voucher #:	125365	Invoice	Invoice No: 76533	4/22/2025	Paid Amt:	\$1,193.86	
			E 02	005 770 000 701 401	TRAYS		\$366.10	
PO#:	Voucher #:	125368	Invoice	Invoice No: 11719	4/22/2025	Paid Amt:	\$366.10	
			E 02	005 770 000 701 401	SPORKS/TRAYS		\$83.52	
PO#:	Voucher #:	125366	Invoice	Invoice No: 79798	4/22/2025	Paid Amt:	\$83.52	
						Check Amount:	\$2,459.58	
WSB	47737	3600		DAMLO, RYAN		Check		
			E 01	300 292 054 000 369	REIMB. NDSU ENTRY FEE		\$550.00	
			E 01	300 292 054 000 401	REIMB. RATCHET STRAPS		\$52.95	
PO#:	Voucher #:	125369	Invoice	Invoice No: 4/10/2025	4/22/2025	Paid Amt:	\$602.95	
						Check Amount:	\$602.95	
WSB	47738	3989		DANIELLE THEIS CONSULTING, LLC		Check		
			E 01	110 640 000 316 366	CONSULTATION/LODGING- 1/7-1/08/2025		\$3,120.86	
PO#:	Voucher #:	125370	Invoice	Invoice No: 01082025	4/22/2025	Paid Amt:	\$3,120.86	
			E 01	110 640 000 316 366	CONSULTATION/LODGING 3/24-3/25/2025		\$3,120.86	
PO#:	Voucher #:	125371	Invoice	Invoice No: 03252025	4/22/2025	Paid Amt:	\$3,120.86	
						Check Amount:	\$6,241.72	
WSB	47739	11450		DEMCO, INC.		Check		
			E 01	110 622 000 000 401	Quote#W508423000 Library Materials		\$249.82	
PO#: 14390	Voucher #:	125372	Invoice	Invoice No: 7628067	4/22/2025	Paid Amt:	\$249.82	
						Check Amount:	\$249.82	
WSB	47740	4156		REMIT DEPARTMENT 5420		Check		
			E 01	300 407 000 740 394	HOSPITAL TUTORING- MAR 2025		\$495.00	
PO#:	Voucher #:	125418	Invoice	Invoice No: INV241115	4/22/2025	Paid Amt:	\$495.00	
			E 01	300 407 000 740 394	HOSPITAL TUTORING- MAR 2025		\$396.00	
PO#:	Voucher #:	125419	Invoice	Invoice No: INV245100	4/22/2025	Paid Amt:	\$396.00	
						Check Amount:	\$891.00	
WSB	47741	2090		DRUG TESTING SOLUTIONS		Check		
			E 01	006 760 000 720 305	DOT Physicals & Drug Testing		\$31.50	
PO#:	Voucher #:	125374	Invoice	Invoice No: 4181	4/22/2025	Paid Amt:	\$31.50	

Detail Payment Register By Check

Check Number: 47595-47797 Payment Date: 7/1/2024-4/30/2025 Period: 202501-202510 Void Status: N

Bank	Check No	Code	Rcd	Vendor	Pmt/Void Date	Pmt Type		
WSB	47741	2090		DRUG TESTING SOLUTIONS		Check		
			E 01	006 760 000 720 305	DOT Physicals & Drug Testing		\$165.00	
PO#:	Voucher #:	125373	Invoice	Invoice No: 4190	4/22/2025	Paid Amt:	\$165.00	
						Check Amount:	\$196.50	
WSB	47742	09425		ECKEL, JAY		Check		
			E 01	006 760 000 720 314	BUS#91- REMOVE CAMERA EQUIPMENT		\$49.00	
PO#:	Voucher #:	125375	Invoice	Invoice No: 11018	4/22/2025	Paid Amt:	\$49.00	
						Check Amount:	\$49.00	
WSB	47743	12297		ECKROTH MUSIC CO.		Check		
			R 01	300 258 201 000 619	FRENCH HORN BOOK		\$17.90	
PO#:	Voucher #:	125376	Invoice	Invoice No: 5612779	4/22/2025	Paid Amt:	\$17.90	
			E 01	300 258 201 000 314	CONGA REPAIRS		\$63.70	
			R 01	300 258 201 000 619	BOOKS- TRUMPET/FLUTE/CLARINET		\$129.75	
PO#:	Voucher #:	125377	Invoice	Invoice No: 5640013	4/22/2025	Paid Amt:	\$193.45	
						Check Amount:	\$211.35	
WSB	47744	13375		ELLENSON, MARY		Check		
			E 01	110 203 100 000 401	REIMB. DRY GOODS/FABRICS		\$1,190.00	
			E 01	110 203 100 000 366	REIMB. HOTEL		\$1,009.17	
PO#:	Voucher #:	125378	Invoice	Invoice No: 4/04/2025	4/22/2025	Paid Amt:	\$2,199.17	
						Check Amount:	\$2,199.17	
WSB	47745	2104		FARMTEK		Check		
			E 01	300 301 000 628 433	PolyMax Bench System w/Legs - 4' x 8' Item I		\$3,035.70	
			E 01	300 301 000 628 433	Freight		\$35.63	
PO#:	14367	Voucher #:	125379	Invoice	Invoice No: 7839695	4/22/2025	Paid Amt:	\$3,071.33
			E 01	300 301 000 830 433	PolyMax Bench System w/Legs - 2' x 8' Item N		\$1,655.70	
			E 01	300 301 000 830 433	Shipping		\$676.00	
PO#:	14368	Voucher #:	125380	Invoice	Invoice No: 7839694	4/22/2025	Paid Amt:	\$2,331.70
						Check Amount:	\$5,403.03	
WSB	47746	15035		FLINN SCIENTIFIC INC.		Check		
			E 01	300 260 023 000 430	A0222 ~ Aluminum Powder, 500g		\$42.85	
			E 01	300 260 023 000 430	S0172 ~ Silver Nitrate Solution, 1.0M, 500ml		\$193.90	
			E 01	300 260 023 000 430	F0010 ~ Iron (III) Oxide, Reagent, 500g		\$22.85	
			E 01	300 260 023 000 430	Freight		\$25.96	
PO#:	14383	Voucher #:	125381	Invoice	Invoice No: 3125492	4/22/2025	Paid Amt:	\$285.56
			E 01	300 260 023 000 430	AP1278- Weighing Dishes, Disposable, 3-1/16		\$251.30	
			E 01	300 260 023 000 430	AP4512- Shampoo Test - Student Laboratory I		\$58.10	

Detail Payment Register By Check

Check Number: 47595-47797 Payment Date: 7/1/2024-4/30/2025 Period: 202501-202510 Void Status: N

Bank	Check No	Code	Rcd	Vendor	Pmt/Void Date	Pmt Type	
WSB	47746	15035		FLINN SCIENTIFIC INC.		Check	
			E 01	300 260 023 000 430	AP8700- Tie-Dying (Chemistry Fun Student Ac	\$103.73	
			E 01	300 260 023 000 430	Freight	\$47.01	
PO#:	14403	Voucher #:	125382	Invoice	Invoice No: 3128762	4/22/2025	Paid Amt: \$460.14
							Check Amount: \$745.70
WSB	47747	15305		FORUM COMMUNICATIONS COMPANY		Check	
			E 01	005 112 000 000 320	KINDERGARTEN REGISTRATION	\$492.00	
			E 01	005 112 000 000 320	WINTER SPORTS	\$69.00	
PO#:		Voucher #:	125383	Invoice	Invoice No: MP1229850325	4/22/2025	Paid Amt: \$561.00
							Check Amount: \$561.00
WSB	47748	15490		FRESHWATER ED. DISTRICT		Check	
			E 01	005 400 000 000 391	MAR 25 MEMBER SERVICES	\$3,943.25	
			E 01	005 400 000 000 391	MAR 25 FACILITY LEASE AGR	\$439.39	
			E 01	005 630 000 311 391	MAR 25 INTERNET ACCESS	\$15.92	
			E 01	005 400 000 000 391	MAR 25 BUSINESS OFFICE SERVICES	\$3.00	
			E 01	300 401 000 740 396	MAR 25 OTHER SPED ASSESSMENTS	\$13,206.79	
			E 01	300 400 000 000 390	MAR 25 NON SPED ELIG	\$290.95	
			E 01	110 412 000 740 396	MAR 25 ECSE	\$12,630.27	
			E 01	300 400 000 000 390	MAR 25 SPEECH	\$2,827.06	
			E 01	005 630 000 311 391	MAR 25 WIDE AREA NETWORK	\$525.41	
			E 01	005 400 000 000 391	MAR 25 MA SUPPORT	\$570.25	
			E 01	005 400 000 000 391	MAR 25 STUDENT SUPPORT PERSONNEL	\$1,854.74	
PO#:		Voucher #:	125384	Invoice	Invoice No: 20503	4/22/2025	Paid Amt: \$36,307.03
			E 01	006 760 000 723 390	JUL-AUG 2024 ESY TRANSP	\$299.20	
			E 01	006 760 000 723 390	SEP 2024 TRANSP	\$1,404.63	
			E 01	006 760 000 723 390	OCT 2024 TRANSP	\$1,508.87	
			E 01	006 760 000 723 390	NOV 2024 TRANSP	\$1,626.85	
			E 01	006 760 000 723 390	DEC 2024 TRANSP	\$1,209.76	
PO#:		Voucher #:	125385	Invoice	Invoice No: 20531	4/22/2025	Paid Amt: \$6,049.31
							Check Amount: \$42,356.34
WSB	47749	1516		FUN & FUNCTIONAL		Check	
			E 01	300 403 000 740 433	sku #wr1811 Weighted Compression Vest Nav	\$91.49	
			E 01	300 403 000 740 433	Freight	\$11.89	
PO#:	14353	Voucher #:	125386	Invoice	Invoice No: 905757	4/22/2025	Paid Amt: \$103.38
							Check Amount: \$103.38
WSB	47750	2068		FUN EXPRESS, LLC		Check	
			E 01	111 216 000 401 401	#14312362 Bulk 96 pc. Mini Mochi Squishes I	\$24.98	

Detail Payment Register By Check

Check Number: 47595-47797 Payment Date: 7/1/2024-4/30/2025 Period: 202501-202510 Void Status: N

Bank	Check No	Code	Rcd	Vendor	Pmt/Void Date	Pmt Type			
WSB	47750	2068		FUN EXPRESS, LLC		Check			
			E 01	111 216 000 401 401	#49/95 Mini Inflatable Patterned 5" vinyl beach		\$11.99		
			E 01	111 216 000 401 401	#13719790. Bulk 250 piece I Love to Read Pri		\$35.99		
			E 01	111 216 000 401 401	Shipping-Free shipping with code MARCHFUN		\$0.00		
PO#:	14382	Voucher #:	125387	Invoice	Invoice No: 73660485201	4/22/2025	Paid Amt:	\$72.96	
							Check Amount:	\$72.96	
WSB	47751	2827		G & T SANITATION		Check			
			E 01	005 810 000 000 330	MS/HS - Garbage		\$1,305.72		
			E 02	005 770 000 701 330	FS MS/HS- Garbage		\$707.27		
			E 01	010 810 000 000 330	ELEM- Garbage		\$1,124.37		
			E 02	005 770 000 701 330	FS ELEM- Garbage		\$616.59		
			E 01	005 815 000 000 330	GROUPS - Garbage		\$36.27		
			E 01	006 760 000 720 330	BUS GARAGE -Garbage		\$99.74		
PO#:		Voucher #:	125388	Invoice	Invoice No: 146158	4/22/2025	Paid Amt:	\$3,889.96	
							Check Amount:	\$3,889.96	
WSB	47752	16300		GERRELLS SPORT CENTER, INC.		Check			
			E 01	300 292 054 000 401	SHELLS/SHOT PUT/MEASURING TAPE		\$819.99		
PO#:		Voucher #:	125389	Invoice	Invoice No: 118706	4/22/2025	Paid Amt:	\$819.99	
							Check Amount:	\$819.99	
WSB	47753	17256		GOPHER SPORT		Check			
			E 01	300 240 000 000 401	Rainbow DurabiliTee GM42-176		\$289.00		
			E 01	300 240 000 000 401	Screamin Orange FlexFly GM20-851		\$159.80		
			E 01	300 240 000 000 401	Freight		\$62.83		
PO#:	14375	Voucher #:	125390	Invoice	Invoice No: IN436011	4/22/2025	Paid Amt:	\$511.63	
							Check Amount:	\$511.63	
WSB	47754	17378		GRAINGER		Check			
			E 01	005 810 000 000 415	MID ARC, CHROME, SLOAN, BRASS		\$394.25		
PO#:		Voucher #:	125391	Invoice	Invoice No: 9460095848	4/22/2025	Paid Amt:	\$394.25	
							Check Amount:	\$394.25	
WSB	47755	3099		HAGEN, BRIAN		Check			
			E 01	300 351 000 830 433	PART#273280 HEAD GASKETS		\$38.43		
PO#:		Voucher #:	125392	Invoice	Invoice No: 00585442	4/22/2025	Paid Amt:	\$38.43	
							Check Amount:	\$38.43	
WSB	47756	18360		HAMELAU, DAWN		Check			
			E 01	300 402 000 740 433	REIMB. LAUNDRY BASKET/DRINK SUPPLIE		\$21.44		
PO#:		Voucher #:	125394	Invoice	Invoice No: 3/10/2025	4/22/2025	Paid Amt:	\$21.44	

Detail Payment Register By Check

Check Number: 47595-47797 Payment Date: 7/1/2024-4/30/2025 Period: 202501-202510 Void Status: N

Bank	Check No	Code	Rcd	Vendor	Pmt/Void Date	Pmt Type			
WSB	47756	18360		HAMELAU, DAWN		Check			
			E 01 005 720 000 000 401	REIMB. PANTS FOR NURSES OFFICE			\$39.00		
PO#:	Voucher #:	125393	Invoice	Invoice No: 3/13/2025	4/22/2025	Paid Amt:	\$39.00		
						Check Amount:	\$60.44		
WSB	47757	2666		HBI RADIO WADENA		Check			
			E 01 005 112 000 000 320	HS SPORTS			\$1,000.00		
PO#:	Voucher #:	125395	Invoice	Invoice No: MCC-1250344692	4/22/2025	Paid Amt:	\$1,000.00		
			E 01 005 112 000 000 320	PHONE REMOTE			\$60.00		
PO#:	Voucher #:	125396	Invoice	Invoice No: IN-1250344602	4/22/2025	Paid Amt:	\$60.00		
						Check Amount:	\$1,060.00		
WSB	47758	19150		HEARTLAND TIRE INC.		Check			
			E 01 006 760 000 720 403	CASING CREDIT			\$70.00		
PO#:	Voucher #:	125397	Credit	Invoice No: 16047444	4/22/2025	Paid Amt:	(\$70.00)		
			E 01 005 815 000 000 314	REPAIR- LEAKING TIRE			\$143.56		
PO#:	Voucher #:	125398	Invoice	Invoice No: 16048109	4/22/2025	Paid Amt:	\$143.56		
						Check Amount:	\$73.56		
WSB	47759	19640		HILLYARD/HUTCHINSON		Check			
			E 01 005 810 000 000 410	Custodial Supplies			\$2,645.08		
PO#:	Voucher #:	125400	Invoice	Invoice No: 605763299	4/22/2025	Paid Amt:	\$2,645.08		
			E 01 005 865 000 347 401	GLOVES			\$37.80		
			E 01 010 810 000 000 410	Custodial Supplies			\$3,239.82		
PO#:	Voucher #:	125399	Invoice	Invoice No: 605763298	4/22/2025	Paid Amt:	\$3,277.62		
			E 01 005 810 000 000 410	Custodial Supplies			\$361.08		
PO#:	Voucher #:	125401	Invoice	Invoice No: 605763300	4/22/2025	Paid Amt:	\$361.08		
						Check Amount:	\$6,283.78		
WSB	47760	3986		HINMAN ELECTRIC		Check			
			E 01 010 810 000 000 313	REPAIRS- ELEM 3/3 & 3/18/25			\$606.30		
PO#:	Voucher #:	125402	Invoice	Invoice No: 1379	4/22/2025	Paid Amt:	\$606.30		
						Check Amount:	\$606.30		
WSB	47761	2204		HITESMAN LAW		Check			
			E 01 005 150 000 000 311	LEGAL- EMPLOYEE BENEFITS			\$450.00		
PO#:	Voucher #:	125403	Invoice	Invoice No: 32158	4/22/2025	Paid Amt:	\$450.00		
						Check Amount:	\$450.00		

Detail Payment Register By Check

Check Number: 47595-47797 Payment Date: 7/1/2024-4/30/2025 Period: 202501-202510 Void Status: N

Bank	Check No	Code	Rcd	Vendor	Pmt/Void Date	Pmt Type
WSB	47762	20512		HOMETOWN CRAFTS		Check
			E 01	110 203 100 000 401	RIBBON/SKIRT/SHIRTS	\$63.99
PO#:	Voucher #:	125404	Invoice	Invoice No: 081399	4/22/2025	Paid Amt: \$63.99
						Check Amount: \$63.99
WSB	47763	21477		IND. SCHOOL DIST. #116		Check
			E 01	300 292 054 000 369	ENTRY FEE- TRACK, 4/10/2025	\$300.00
PO#:	Voucher #:	125405	Invoice	Invoice No: 4/07/2025	4/22/2025	Paid Amt: \$300.00
						Check Amount: \$300.00
WSB	47764	4126		IND. SCHOOL DIST. #741		Check
			E 01	300 294 057 000 369	ENTRY FEE- BOYS GOLF, 4/16/2025	\$50.00
PO#:	Voucher #:	125408	Invoice	Invoice No: 4/16/2025	4/22/2025	Paid Amt: \$50.00
						Check Amount: \$50.00
WSB	47765	21870		INNOVATIVE OFFICE SOLUTIONS		Check
			E 01	005 630 000 000 455	IVRF280X TONER,,80X,BK	\$198.76
PO#: 14389	Voucher #:	125407	Invoice	Invoice No: IN4803884	4/22/2025	Paid Amt: \$198.76
			E 01	005 810 000 000 314	MIK1690	\$809.60
PO#: 14183	Voucher #:	125406	Invoice	Invoice No: IN4798726	4/22/2025	Paid Amt: \$809.60
						Check Amount: \$1,008.36
WSB	47766	22801		INTERQUEST DETECTION CANINES		Check
			E 01	005 718 000 342 325	REGULAR CANINE SEARCH- 3/24/2025	\$340.00
PO#:	Voucher #:	125409	Invoice	Invoice No: March NM 2025	4/22/2025	Paid Amt: \$340.00
						Check Amount: \$340.00
WSB	47767	22945		JACOBSON, JANET		Check
			E 02	005 770 000 701 820	REIMB. SNA MEMBERSHIP	\$64.50
PO#:	Voucher #:	125410	Invoice	Invoice No: 3/19/2025	4/22/2025	Paid Amt: \$64.50
						Check Amount: \$64.50
WSB	47768	23643		JOHN DEERE FINANCIAL		Check
			E 01	005 815 000 000 401	BLADE	\$422.80
PO#:	Voucher #:	125412	Invoice	Invoice No: 10371630	4/22/2025	Paid Amt: \$422.80
			E 01	005 815 000 000 401	BLADE/VBELT/FILTERS/OIL	\$709.76
PO#:	Voucher #:	125411	Invoice	Invoice No: 10370596	4/22/2025	Paid Amt: \$709.76
						Check Amount: \$1,132.56
WSB	47769	23650		JOHN'S CAR CARE CENTER INC.		Check
			E 01	006 760 000 720 314	2018 RAM PROMASTER- OIL CHANGE	\$61.66
PO#:	Voucher #:	125413	Invoice	Invoice No: 5484	4/22/2025	Paid Amt: \$61.66
						Check Amount: \$61.66

Detail Payment Register By Check

Check Number: 47595-47797 Payment Date: 7/1/2024-4/30/2025 Period: 202501-202510 Void Status: N

Bank	Check No	Code	Rcd	Vendor	Pmt/Void Date	Pmt Type			
WSB	47770	4001		JOHNSON, CHRISTINA		Check			
			E 02	005 770 000 701 820	REIMB. SNA MEMBERSHIP		\$64.50		
PO#:	Voucher #:	125414	Invoice	Invoice No:	3/19/2025	4/22/2025	Paid Amt:	\$64.50	
							Check Amount:	\$64.50	
WSB	47771	24095		JOSTENS, INC.		Check			
			E 01	300 211 070 000 401	DIPLOMA		\$17.70		
PO#:	Voucher #:	125415	Invoice	Invoice No:	36698639	4/22/2025	Paid Amt:	\$17.70	
			E 01	300 211 070 000 401	DIPLOMAS		\$622.05		
PO#:	Voucher #:	125416	Invoice	Invoice No:	36698644	4/22/2025	Paid Amt:	\$622.05	
							Check Amount:	\$639.75	
WSB	47772	25950		LAKES COUNTRY SERVICE COOP.		Check			
			E 01	006 760 000 720 305	DOT Physicals & Drug Testing		\$42.00		
PO#:	Voucher #:	125417	Invoice	Invoice No:	101187	4/22/2025	Paid Amt:	\$42.00	
							Check Amount:	\$42.00	
WSB	47773	3634		LEIGHTON BROADCASTING		Check			
			E 01	005 112 000 000 320	KINDERGARTEN ROUND UP		\$150.00		
PO#:	Voucher #:	125420	Invoice	Invoice No:	249951-1	4/22/2025	Paid Amt:	\$150.00	
			E 01	005 112 000 000 320	KINDERGARTEN ROUND UP		\$150.00		
PO#:	Voucher #:	125421	Invoice	Invoice No:	249952-1	4/22/2025	Paid Amt:	\$150.00	
							Check Amount:	\$300.00	
WSB	47774	27762		LONG WEEKEND SPORTSWEAR		Check			
			E 04	500 524 000 321 401	CAGE JACKETS SO#11140		\$1,350.00		
PO#:	Voucher #:	125422	Invoice	Invoice No:	1914	4/22/2025	Paid Amt:	\$1,350.00	
							Check Amount:	\$1,350.00	
WSB	47775	2806		LUCKY LUKE, LLC		Check			
			E 01	111 216 000 401 433	All 24 Lucky Luke Books		\$234.60		
			E 01	111 216 000 401 433	Shipping		\$12.45		
PO#:	14351	Voucher #:	125423	Invoice	Invoice No:	69745	4/22/2025	Paid Amt:	\$247.05
							Check Amount:	\$247.05	
WSB	47776	4283		MARATHON PETROLEUM		Check			
			E 01	006 760 000 720 402	Gasoline		\$2,483.33		
			E 01	006 760 000 720 407	Diesel Fuel		\$7,532.87		
			E 01	006 760 000 720 314	CAR WASH		\$9.00		
PO#:	Voucher #:	125424	Invoice	Invoice No:	3/31/2025	4/22/2025	Paid Amt:	\$10,025.20	
							Check Amount:	\$10,025.20	

Detail Payment Register By Check

Check Number: 47595-47797 Payment Date: 7/1/2024-4/30/2025 Period: 202501-202510 Void Status: N

Bank	Check No	Code	Rcd	Vendor	Pmt/Void Date	Pmt Type			
WSB	47777	31362		MEI TOTAL ELEVATOR SOLUTIONS		Check			
			E 01	005 810 000 000 313	APRIL MONTHLY SERVICES		\$186.32		
PO#:	Voucher #:	125425	Invoice	Invoice No: 1121861	4/22/2025	Paid Amt:	\$186.32		
						Check Amount:	\$186.32		
WSB	47778	2616		MERCIER, JAY		Check			
			E 01	300 258 000 000 305	PIANO TUNING SERVICES: 03/25/2025		\$480.00		
PO#:	Voucher #:	125426	Invoice	Invoice No: 566262	4/22/2025	Paid Amt:	\$480.00		
						Check Amount:	\$480.00		
WSB	47779	30200		MERICKEL'S		Check			
			E 01	005 815 000 000 401	PAINT/BRUSHES		\$43.95		
PO#:	Voucher #:	125427	Invoice	Invoice No: 609414	4/22/2025	Paid Amt:	\$43.95		
						Check Amount:	\$43.95		
WSB	47780	31400		MINN. ENERGY RESOURCES CORP.		Check			
			E 01	300 260 121 000 440	Greenhouse Natural Gas		\$257.57		
PO#:	Voucher #:	125431	Invoice	Invoice No: 5434723680	4/22/2025	Paid Amt:	\$257.57		
			E 01	010 810 000 000 440	Fuel For Buildings		\$3,015.75		
PO#:	Voucher #:	125432	Invoice	Invoice No: 5424082016	4/22/2025	Paid Amt:	\$3,015.75		
			E 01	005 810 000 000 440	Fuel For Buildings		\$53.26		
PO#:	Voucher #:	125430	Invoice	Invoice No: 5433946585	4/22/2025	Paid Amt:	\$53.26		
			E 01	005 810 000 000 440	Fuel For Buildings		\$298.59		
PO#:	Voucher #:	125428	Invoice	Invoice No: 5434065313	4/22/2025	Paid Amt:	\$298.59		
			E 01	010 810 000 000 440	Fuel For Buildings		\$522.61		
PO#:	Voucher #:	125429	Invoice	Invoice No: 5431489833	4/22/2025	Paid Amt:	\$522.61		
						Check Amount:	\$4,147.78		
WSB	47781	31750		MINNESOTA SCHOOL BOARDS ASSOC.		Check			
			E 01	005 010 000 000 366	B.KERN- OWS: STAPLES- 3/14/2025		\$230.00		
PO#:	Voucher #:	125433	Invoice	Invoice No: INV-13179-S7Z5P8	4/22/2025	Paid Amt:	\$230.00		
						Check Amount:	\$230.00		
WSB	47782	31828		MSCTC		Check			
			E 01	300 213 000 000 394	PSEO -SPRING 2025 ECHS BILLING		\$25,954.00		
PO#:	Voucher #:	125434	Invoice	Invoice No: CI0000007573	4/22/2025	Paid Amt:	\$25,954.00		
						Check Amount:	\$25,954.00		
WSB	47783	32895		NAPA CENTRAL MN		Check			
			E 01	005 815 000 302 530	CARLYLE MASTER-589 PC/TOOL COMBO K		\$3,500.00		
PO#:	Voucher #:	125435	Invoice	Invoice No: 034704	4/22/2025	Paid Amt:	\$3,500.00		

Detail Payment Register By Check

Check Number: 47595-47797 Payment Date: 7/1/2024-4/30/2025 Period: 202501-202510 Void Status: N

Bank	Check No	Code	Rcd	Vendor	Pmt/Void Date	Pmt Type
WSB	47783	32895		NAPA CENTRAL MN		Check
			E 01 005 815 000 000 401	DIE GRINDER AIR VARIA		\$165.11
PO#:	Voucher #:	125436	Invoice	Invoice No: 035252	4/22/2025	Paid Amt: \$165.11
			E 01 005 815 000 000 401	METRIC TAPE/SCREWS		\$6.95
PO#:	Voucher #:	125437	Invoice	Invoice No: 035325	4/22/2025	Paid Amt: \$6.95
						Check Amount: \$3,672.06
WSB	47784	32900		NASCO		Check
			E 01 110 212 021 000 430	Spectrum Low Fire Metallic Glaze Golden Hak		\$19.60
PO#: 14300	Voucher #:	125438	Invoice	Invoice No: 696478	4/22/2025	Paid Amt: \$19.60
						Check Amount: \$19.60
WSB	47785	4359		NASHKE GAMES		Check
			E 01 110 203 100 000 401	GAMES		\$415.00
PO#:	Voucher #:	125439	Invoice	Invoice No: 242	4/22/2025	Paid Amt: \$415.00
						Check Amount: \$415.00
WSB	47786	19840	REMIT	NORTH CENTRAL INTERNATIONAL, LLC		Check
			E 01 006 760 000 720 403	Vehicle Maint/Parts		\$177.01
PO#:	Voucher #:	125446	Invoice	Invoice No: X226025803:02	4/22/2025	Paid Amt: \$177.01
			E 01 006 760 000 720 403	Vehicle Maint/Parts		\$391.97
PO#:	Voucher #:	125449	Invoice	Invoice No: X221054505:02	4/22/2025	Paid Amt: \$391.97
			E 01 006 760 000 720 403	Vehicle Maint/Parts		\$319.88
PO#:	Voucher #:	125447	Invoice	Invoice No: X221054292:01	4/22/2025	Paid Amt: \$319.88
			E 01 006 760 000 720 403	Vehicle Maint/Parts		\$278.48
PO#:	Voucher #:	125440	Invoice	Invoice No: X221053779:01	4/22/2025	Paid Amt: \$278.48
			E 01 006 760 000 720 403	Vehicle Maint/Parts		\$45.62
PO#:	Voucher #:	125442	Invoice	Invoice No: X221053823:01	4/22/2025	Paid Amt: \$45.62
			E 01 006 760 000 720 403	Vehicle Maint/Parts		\$317.42
PO#:	Voucher #:	125450	Invoice	Invoice No: X226026256:01	4/22/2025	Paid Amt: \$317.42
			E 01 006 760 000 720 403	Vehicle Maint/Parts		\$185.78
PO#:	Voucher #:	125448	Invoice	Invoice No: X221054505:01	4/22/2025	Paid Amt: \$185.78
			E 01 006 760 000 720 403	Vehicle Maint/Parts		\$914.99
PO#:	Voucher #:	125441	Invoice	Invoice No: X221053664:01	4/22/2025	Paid Amt: \$914.99
			E 01 006 760 000 720 403	Vehicle Maint/Parts		\$695.42
PO#:	Voucher #:	125445	Invoice	Invoice No: X221054048:01	4/22/2025	Paid Amt: \$695.42
			E 01 006 760 000 720 403	Vehicle Maint/Parts		\$88.04
PO#:	Voucher #:	125443	Invoice	Invoice No: X221053780:01	4/22/2025	Paid Amt: \$88.04

Detail Payment Register By Check

Check Number: 47595-47797 Payment Date: 7/1/2024-4/30/2025 Period: 202501-202510 Void Status: N

Bank	Check No	Code	Rcd	Vendor	Pmt/Void Date	Pmt Type
WSB	47786	19840	REMIT	NORTH CENTRAL INTERNATIONAL, LLC		Check
			E 01	006 760 000 720 403	Vehicle Maint/Parts	\$2,973.80
PO#:	Voucher #:	125444	Invoice	Invoice No: X226025803:01	4/22/2025	Paid Amt: \$2,973.80
						Check Amount: \$6,388.41
WSB	47787	36327		ORTMANN, MICHAEL		Check
			E 04	500 522 000 321 366	REIMB. TRAVEL- DRIVERS ED CONFERENC	\$560.10
PO#:	Voucher #:	125451	Invoice	Invoice No: 4/10/2025	4/22/2025	Paid Amt: \$560.10
						Check Amount: \$560.10
WSB	47788	36470		OXYGEN SERVICE COMPANY		Check
			E 01	300 351 000 830 433	SPOOL GUNS/WIRE FEEDERS	\$105.00
PO#:	Voucher #:	125452	Invoice	Invoice No: 0008813887	4/22/2025	Paid Amt: \$105.00
			E 01	300 255 000 000 335	CYLINDER RENTAL	\$202.77
PO#:	Voucher #:	125453	Invoice	Invoice No: 0003614719	4/22/2025	Paid Amt: \$202.77
						Check Amount: \$307.77
WSB	47789	36716		PAN-O-GOLD BAKING CO.		Check
			E 02	007 770 000 707 490	Food	\$64.40
PO#:	Voucher #:	125461	Invoice	Invoice No: 10008325083004	4/22/2025	Paid Amt: \$64.40
			E 02	005 770 000 701 490	Food	\$198.00
PO#:	Voucher #:	125459	Invoice	Invoice No: 10008325062003	4/22/2025	Paid Amt: \$198.00
			E 02	005 770 000 701 490	Food	\$199.00
PO#:	Voucher #:	125454	Invoice	Invoice No: 10008325062002	4/22/2025	Paid Amt: \$199.00
			E 02	005 770 000 701 490	Food	\$36.80
PO#:	Voucher #:	125455	Invoice	Invoice No: 10008325069001	4/22/2025	Paid Amt: \$36.80
			E 02	005 770 000 701 490	Food	\$99.00
PO#:	Voucher #:	125456	Invoice	Invoice No: 10008325076002	4/22/2025	Paid Amt: \$99.00
			E 02	005 770 000 701 490	Food	\$89.80
PO#:	Voucher #:	125457	Invoice	Invoice No: 10008325083001	4/22/2025	Paid Amt: \$89.80
			E 02	005 770 000 701 490	Food	\$222.00
PO#:	Voucher #:	125458	Invoice	Invoice No: 10008325090001	4/22/2025	Paid Amt: \$222.00
			E 02	005 770 000 701 490	Food	\$260.90
PO#:	Voucher #:	125460	Invoice	Invoice No: 10008325076001	4/22/2025	Paid Amt: \$260.90
						Check Amount: \$1,169.90
WSB	47790	37185		PEMBERTON LAW, P.L.L.P.		Check
			E 01	005 150 000 000 311	KAH GENERAL EMPLOYMENT LAW	\$2,209.00
PO#:	Voucher #:	125462	Invoice	Invoice No: 3/06/2025	4/22/2025	Paid Amt: \$2,209.00
						Check Amount: \$2,209.00

Detail Payment Register By Check

Check Number: 47595-47797 Payment Date: 7/1/2024-4/30/2025 Period: 202501-202510 Void Status: N

Bank	Check No	Code	Rcd	Vendor	Pmt/Void Date	Pmt Type
WSB	47791	37199		PEPPER, J.W. & SON INC.		Check
			E 01	300 258 200 000 430	MUSIC	\$38.00
PO#:	Voucher #:	125463	Invoice	Invoice No: 367443786	4/22/2025	Paid Amt: \$38.00
						Check Amount: \$38.00
WSB	47792	37210		PEPSICO BEVERAGE SALES LLC		Check
			E 02	007 770 000 707 490	SODA	\$983.76
PO#:	Voucher #:	125464	Invoice	Invoice No: 73293000	4/22/2025	Paid Amt: \$983.76
						Check Amount: \$983.76
WSB	47793	38090		PLANK ROAD PUBLISHING, INC.		Check
			E 01	110 258 021 000 430	XS-0789 Rain, Rain, Go Away	\$15.95
			E 01	110 258 021 000 430	XS - 0840 Open the Window!	\$15.95
			E 01	110 258 021 000 430	XS - 0248 Down at the Beach	\$15.95
			E 01	110 258 021 000 430	XS - 0578 Take Me Out to the Ball Game	\$15.95
			E 01	110 258 021 000 430	XS - 0541 I Can't Stand Still Under Those Rair	\$15.95
			E 01	110 258 021 000 430	XS - 0527 Summer's In the Air	\$15.95
			E 01	110 258 021 000 430	XS - 0526 Hey, May!	\$15.95
			E 01	110 258 021 000 430	Freight	\$2.50
			E 01	110 258 021 000 430	PROMOTIONAL DISCOUNT	(\$11.75)
PO#: 14379	Voucher #:	125465	Invoice	Invoice No: 25-030119	4/22/2025	Paid Amt: \$102.40
						Check Amount: \$102.40
WSB	47794	38240		POPPLERS MUSIC INC.		Check
			E 01	300 290 000 000 401	CONTEST MUSIC	\$30.48
PO#:	Voucher #:	125466	Invoice	Invoice No: 3024947	4/22/2025	Paid Amt: \$30.48
			E 01	300 290 000 000 401	CONTEST MUSIC	\$9.99
PO#:	Voucher #:	125467	Invoice	Invoice No: 3025723	4/22/2025	Paid Amt: \$9.99
						Check Amount: \$40.47
WSB	47795	3168		PRO SKINZ & DESIGN		Check
			E 01	006 760 000 720 401	2024 FORD TRANSIT VAN GRAPHICS	\$225.00
PO#:	Voucher #:	125468	Invoice	Invoice No: 3/29/2025	4/22/2025	Paid Amt: \$225.00
						Check Amount: \$225.00
WSB	47796	2050		QUADIENT FINANCE USA, INC.		Check
			E 01	005 111 000 000 329	Postage	\$1,000.00
PO#:	Voucher #:	125469	Invoice	Invoice No: 3/23/2025	4/22/2025	Paid Amt: \$1,000.00
						Check Amount: \$1,000.00

Detail Payment Register By Check

Check Number: 47595-47797 Payment Date: 7/1/2024-4/30/2025 Period: 202501-202510 Void Status: N

Bank	Check No	Code	Rcd	Vendor	Pmt/Void Date	Pmt Type
WSB	47797	40157		RIES, LEANNE		Check
			E 01 110 640 000 316 366	REIMB. MNAFEE CONF REGISTRATION		\$175.00
PO#:	Voucher #:	125470	Invoice	Invoice No: 4/15/2025	4/22/2025	Paid Amt: \$175.00
						Check Amount: \$175.00
						Report Total: \$437,807.42

WADENA-DEER CREEK PUBLIC SCHOOL
CREDIT CARDS- EFT PAYMENT THROUGH BMO ON 3/06/2025 FOR PURCHASES IN FEBRUARY 2025

<u>VENDOR</u>	<u>DESCRIPTION</u>	<u>AMOUNT</u>
BEST WESTERN AMERICANNA INN	HOTEL- MEGT CONF, 2/2-2/3/205 (K.COYLE)	120.51
CASEY'S GENERAL STORE	PIZZA- STAFF DEVELOPMENT	57.95
HOLIDAY	GAS- SECTION WRESTLING, 2/08/2025	54.94
HOLIDAY	DRINKS/SNACKS- FCCLA	14.95
CLEVERBRIDGE, INC.	CORELDRAW GRAPHICS SUITE- SINGLE USER (M.SHRODE)	600.00
PAYPAL	TRAINING- LKC STAFF, 2/19/2025	10.00
PAYPAL	TRAINING- J.NESS	10.00
PAYPAL	TRAININGS- J.NESS	10.00
PAYPAL	MN FCCLA STATE REGISTRATION	2,100.80
LARRY'S FAMILY PIZZA	STAFF MEAL- AFTER HOURS CPR TRAINING, 2/3/25	28.99
LARRY'S FAMILY PIZZA	PIZZA- PTC	111.13
HOLIDAY INN HOTEL & SUITES	HOTEL- SECTION WRESTLING, 2/7-2/8/2025	946.40
STEFFEL PEST CONTROL INC.	MONTHLY PEST CONTROL SERVICES	380.00
OLD CREAMERY	MEAL- MESPA CONF, 2/07/2025	13.35
MSCTC	PSEO -BOOKS	60.50
ZOOM VIDEO COMMUNICATIONS INC	ZOOM ACCESS- MONTHLY CHARGE	50.00
PROCARE	PROCARE TUITION EXPRESS SOFTWARE	44.50
PROCARE	PROCARE TUITION EXPRESS SOFTWARE	44.50
RAISING CANE'S	MEALS, 2/25/2025	57.81
RADISSON SUITE HOTEL	HOTEL- MESPA CONF, 2/4-2/07/2025	570.84
RADISSON SUITE HOTEL	PARKING- MESPA CONF, 2/07/2025	20.00
SCHEELS	HOCKEY- SHARPENING WHEELS	225.43
SIMPLEPRACTICE LLC	MONTHLY- EHR SUBSCRIPTION	84.60
DEVELOP CHILD CARE	TRAINING- LKC STAFF, 3/20/25	50.00
DEVELOP CHILD CARE	TRAINING- LKC STAFF, 3/25-3/27/25	80.00
QDOBA MEXICAN EATS	LUNCH W/JUDGES- REGIONAL COMP IN ALEXANDRIA	70.80
THE NEURODIVERSITY	PRESENTATION FEE- NEURODIVERSITY, 2/03/2025	35.00
STARBUCKS COFFEE	MEAL- FCCLA REGIONAL COMP, 2/03/2025 (K.COYLE)	19.93
CAPITOL COMPLEX	PARKING- FFA, 2/25/2025	8.00
MASTER NOODLE	MEAL- MESPA CONF, 2/4/25	21.26
BECKS BURGER CO	MEAL- MESPA CONF, 2/04/2025	13.69
STONEGARDEN	MEAL- MESPA CONF, 2/05/2025	28.35
MINNESOTA INDIAN EDUCATION ASSOCIATION	MIEA CONF REGISTRATION	1,595.00
IND. SCHOOL DIST. #535	REGISTRATION- KG CONF.	596.00
SUBWAY	SUBS- MS/HS PTC	259.79
TEACHERS PAY TEACHERS CO	A Year's Worth of Morphology MEGABUNDLE! wordmorphed	60.00
TEACHERS PAY TEACHERS CO	Morphology Sentences for Latin Roots and Connectives	9.99
TEACHERS PAY TEACHERS CO	Morphology Games for Latin Roots Task Cards	26.00
TEACHERS PAY TEACHERS CO	Morphology Reading Passages for Greek Forms	8.99
TEACHERS PAY TEACHERS CO	Morphology Activities Passages for Prefixes, Suffixes, Roots, Greek Forms	34.99
VERIZON WIRELESS	KID KREW - Communications Serv	78.33
VERIZON WIRELESS	KIDS CLUB- Communications Serv	98.53
VERIZON WIRELESS	BUS GARAGE - Communications Serv	35.01
SUPER ONE FOODS- RETAIL ACCOUNTING	BUNS	6.98
WALMART	NACHO CHEESE/2OZ CUPS	59.24
WALMART	(3 pack) Sterilite 7 Quart Latch Box, Clear Plastic Storage Bin with Clear Lid	23.88
WALMART	Sterilite Small Pencil Box Plastic, Clear	2.91
WALMART	(2 pack) Sterilite Small Pencil Box Plastic, Cobalt Tint	9.70
WALMART	(4 pack) Sterilite Small Pencil Box Plastic, Clear	11.64
WALMART	(2 pack) Sterilite Small Pencil Box Plastic, Neon Pink	3.88
WALMART	Food supplies for Ag Classes	364.19
WALMART	FOOD ITEMS- BUS DRIVER MEETING	6.97
WALMART	Food supplies for Ag Classes	184.96
WALMART	Food- Meals	98.57
WALMART	Food Kids Krew	98.58
WALMART	Foods Class Supplies	45.06
WALMART	SLOW COOKER	26.68
WALMART	NACHO CHEESE	28.74
WALMART	LKC/KK SUPPLIES	49.19
WALMART	LKC/KK SUPPLIES	49.20
WALMART	LKC/KK SUPPLIES	81.47
WALMART	LKC/KK SUPPLIES	81.47
WALMART	Food supplies for Ag Classes	87.62
	TOTAL	10,067.79

WADENA-DEER CREEK STUDENT ACTIVITY BILLS FOR APRIL 22, 2025

<u>CHECK#</u>	<u>VENDOR</u>	<u>AMOUNT</u>
23391	BOONDOCKS CAFE	1,692.00
23392	GREIMAN'S	545.00
23393	GRENDAHL, ROBBY	111.76
23394	MAYER, JEANNIE	236.50
23395	LARRY'S FAMILY PIZZA	1,639.31
23396	MASON BROS.	4,761.44
23397	MECA SPORTSWEAR	888.89
23398	MINNESOTA FFA ASSOCIATION	400.00
23399	NORTHSIDE FLORAL	150.00
23400	PEPSICO BEVERAGE SALES LLC	2,522.80
23401	TWINS BALLPARK, LLC	1,990.00
23402	WADENA LANES	104.00
23403	FIEMEYER, JILENE	3,479.67
23404	MINNESOTA BPA	235.00
23405	OVER THE RAINBOW FLORAL	150.00
23406	OMNI ORLAND RESORT AT CHAMPIONSGATE	3,421.32
23407	AC ENTERTAINMENT, LLC	600.00
23408	CANOE PADDLE KETTLE CORN	25.00
23409	JS EVENT RENTAL	258.25
23410	MASON BROS.	281.55
23411	PIZZA RANCH	107.31
23412	THE UNDERTAKERS SCHOOL DANCE DJs	4,780.00
23413	TOP GUN FUN INFLATABLES LLC	150.00
23414	NICKELODEON UNIVERSE - MALL OF AMERICA	577.50
23415	BECKER, HOLLY	485.06
23416	TWINS BALLPARK, LLC	1,305.00
	TOTAL	30,897.36

Detail Payment Register By Check

Check Number: 23391-23416 Payment Date: 7/1/2024-4/30/2025 Period: 202501-202510 Void Status: N

Bank	Check No	Code	Rcd	Vendor	Pmt/Void Date	Pmt Type
STUD	23391	05290		BOONDOCKS CAFE		Check
			R 12 300 298 204 301 619	PIE FUNDRAISER FOR MUSIC DEPT.		\$1,692.00
PO#:	Voucher #:	124993	Invoice	Invoice No: 3/17/2025	3/25/2025	Paid Amt: \$1,692.00
						Check Amount: \$1,692.00
STUD	23392	17530		REMIT1 GREIMAN'S		Check
			E 12 300 298 218 301 401	FFA OFFICER VESTS		\$392.00
PO#:	Voucher #:	124994	Invoice	Invoice No: 11028	3/25/2025	Paid Amt: \$392.00
			E 12 300 298 218 301 401	FFA OFFICER VESTS		\$98.00
PO#:	Voucher #:	124995	Invoice	Invoice No: 11176	3/25/2025	Paid Amt: \$98.00
			E 12 300 298 218 301 401	FFA OFFICER VESTS		\$55.00
PO#:	Voucher #:	124996	Invoice	Invoice No: 11193	3/25/2025	Paid Amt: \$55.00
						Check Amount: \$545.00
STUD	23393	17545		GREND AHL, ROBBY		Check
			E 12 300 294 056 301 401	REIMB. HOCKEY BANQUET SUPPLIES		\$111.76
PO#:	Voucher #:	124997	Invoice	Invoice No: 3/04/2025	3/25/2025	Paid Amt: \$111.76
						Check Amount: \$111.76
STUD	23394	4321		MAYER, JEANNIE		Check
			E 12 300 298 310 301 401	REIMB. FLOWERS FOR DANCE BANQUET		\$236.50
PO#:	Voucher #:	125051	Invoice	Invoice No: 069082	3/25/2025	Paid Amt: \$236.50
						Check Amount: \$236.50
STUD	23395	26170		LARRY'S FAMILY PIZZA		Check
			R 12 300 298 209 301 619	PIZZA-CONCESSIONS		\$225.00
PO#:	Voucher #:	125016	Invoice	Invoice No: 3127358-92	3/25/2025	Paid Amt: \$225.00
			R 12 300 298 203 301 619	PIZZA-CONCESSIONS		\$27.00
PO#:	Voucher #:	125007	Invoice	Invoice No: 3127305	3/25/2025	Paid Amt: \$27.00
			E 01 110 203 100 000 401	PIZZA		\$167.50
PO#:	Voucher #:	125050	Invoice	Invoice No: 63	3/25/2025	Paid Amt: \$167.50
			R 12 300 298 214 301 619	PIZZA-CONCESSIONS		\$63.00
PO#:	Voucher #:	125013	Invoice	Invoice No: 47951	3/25/2025	Paid Amt: \$63.00
			R 12 300 296 060 301 619	PIZZA- CONCESSIONS		\$72.00
PO#:	Voucher #:	125000	Invoice	Invoice No: 3127284-5	3/25/2025	Paid Amt: \$72.00
			R 12 300 292 059 301 619	PIZZA-CONCESSIONS		\$243.00
PO#:	Voucher #:	125009	Invoice	Invoice No: 3127268-3127331	3/25/2025	Paid Amt: \$243.00
			R 12 300 294 056 301 619	PIZZA-CONCESSIONS		\$45.00
PO#:	Voucher #:	125006	Invoice	Invoice No: 3127309	3/25/2025	Paid Amt: \$45.00
			R 12 300 298 202 301 619	PIZZA- CONCESSIONS		\$54.00
PO#:	Voucher #:	125003	Invoice	Invoice No: 3127303	3/25/2025	Paid Amt: \$54.00

Detail Payment Register By Check

Check Number: 23391-23416 Payment Date: 7/1/2024-4/30/2025 Period: 202501-202510 Void Status: N

Bank	Check No	Code	Rcd	Vendor	Pmt/Void Date	Pmt Type
STUD	23395	26170		LARRY'S FAMILY PIZZA		Check
			R 12 300 292	057 301 619 PIZZA- CONCESSIONS		\$72.00
PO#:	Voucher #:	124999	Invoice	Invoice No: 0202-34/3127286	3/25/2025	Paid Amt: \$72.00
			R 12 300 298	218 301 619 PIZZA-CONCESSIONS		\$144.00
PO#:	Voucher #:	125005	Invoice	Invoice No: 3127263/3127320	3/25/2025	Paid Amt: \$144.00
			R 12 300 298	206 301 619 PIZZA- CONCESSIONS		\$54.00
PO#:	Voucher #:	125001	Invoice	Invoice No: 3127316-7	3/25/2025	Paid Amt: \$54.00
			R 12 300 298	208 301 619 PIZZA-CONCESSIONS		\$36.00
PO#:	Voucher #:	125008	Invoice	Invoice No: 3127297	3/25/2025	Paid Amt: \$36.00
			R 12 300 298	104 301 619 PIZZA-CONCESSIONS		\$27.00
PO#:	Voucher #:	125011	Invoice	Invoice No: 3127360	3/25/2025	Paid Amt: \$27.00
			R 12 300 298	214 301 619 PIZZA- CONCESSIONS		\$45.00
PO#:	Voucher #:	125002	Invoice	Invoice No: 3127278	3/25/2025	Paid Amt: \$45.00
			E 12 300 298	305 301 401 PIZZA- CHEERLEADING		\$42.60
PO#:	Voucher #:	124998	Invoice	Invoice No: 3127304	3/25/2025	Paid Amt: \$42.60
			R 12 300 298	110 301 619 PIZZA-CONCESSIONS		\$90.00
PO#:	Voucher #:	125004	Invoice	Invoice No: 3127330,2,3	3/25/2025	Paid Amt: \$90.00
			E 12 300 298	305 301 401 PIZZA- CHEERLEADERS		\$16.21
PO#:	Voucher #:	125010	Invoice	Invoice No: 3127352	3/25/2025	Paid Amt: \$16.21
			R 12 300 298	218 301 619 PIZZA-CONCESSIONS		\$117.00
PO#:	Voucher #:	125014	Invoice	Invoice No: 3127389-90, 67,69	3/25/2025	Paid Amt: \$117.00
			R 12 300 294	050 301 619 PIZZA-CONCESSIONS		\$63.00
PO#:	Voucher #:	125012	Invoice	Invoice No: 3127342-3	3/25/2025	Paid Amt: \$63.00
			R 12 300 292	054 301 619 PIZZA-CONCESSIONS		\$36.00
PO#:	Voucher #:	125015	Invoice	Invoice No: 3127346	3/25/2025	Paid Amt: \$36.00
						Check Amount: \$1,639.31
STUD	23396	29600		MASON BROS.		Check
			R 12 300 298	001 000 619 MALT CUPS		\$156.83
PO#:	Voucher #:	125023	Invoice	Invoice No: 44745	3/25/2025	Paid Amt: \$156.83
			R 12 300 298	001 000 619 MALT CUPS		\$125.47
PO#:	Voucher #:	125019	Invoice	Invoice No: 62102	3/25/2025	Paid Amt: \$125.47
			R 12 300 298	001 000 619 TORTILLA CHIPS		\$113.85
PO#:	Voucher #:	125020	Invoice	Invoice No: 63208	3/25/2025	Paid Amt: \$113.85
			R 12 300 298	001 000 619 CANDY		\$399.85
PO#:	Voucher #:	125021	Invoice	Invoice No: 44743	3/25/2025	Paid Amt: \$399.85
			R 12 300 298	001 000 619 PRETZELS		\$53.48
PO#:	Voucher #:	125018	Invoice	Invoice No: 62101	3/25/2025	Paid Amt: \$53.48

Detail Payment Register By Check

Check Number: 23391-23416 Payment Date: 7/1/2024-4/30/2025 Period: 202501-202510 Void Status: N

Bank	Check No	Code	Rcd	Vendor	Pmt/Void Date	Pmt Type
STUD	23396	29600		MASON BROS.		Check
			R 12 300 298	001 000 619 PRETZELS		\$267.34
PO#:	Voucher #:	125022	Invoice	Invoice No: 44744	3/25/2025	Paid Amt: \$267.34
			R 12 300 298	001 000 619 DILLY BITES		\$53.75
PO#:	Voucher #:	125024	Invoice	Invoice No: 44746	3/25/2025	Paid Amt: \$53.75
			R 12 300 298	001 000 619 POPCORN		\$87.32
PO#:	Voucher #:	125039	Invoice	Invoice No: 55716	3/25/2025	Paid Amt: \$87.32
			R 12 300 298	001 000 619 MALT CUPS		\$125.47
PO#:	Voucher #:	125026	Invoice	Invoice No: 49060	3/25/2025	Paid Amt: \$125.47
			R 12 300 298	001 000 619 CANDY		\$198.72
PO#:	Voucher #:	125027	Invoice	Invoice No: 49522	3/25/2025	Paid Amt: \$198.72
			R 12 300 298	001 000 619 TORTILLA CHIPS		\$113.85
PO#:	Voucher #:	125035	Invoice	Invoice No: 36964	3/25/2025	Paid Amt: \$113.85
			R 12 300 298	001 000 619 POPCORN		\$43.67
PO#:	Voucher #:	125029	Invoice	Invoice No: 49524	3/25/2025	Paid Amt: \$43.67
			R 12 300 298	001 000 619 CANDY		\$289.71
PO#:	Voucher #:	125030	Invoice	Invoice No: 36065	3/25/2025	Paid Amt: \$289.71
			R 12 300 298	001 000 619 PRETZELS/PB BARS		\$148.89
PO#:	Voucher #:	125031	Invoice	Invoice No: 36066	3/25/2025	Paid Amt: \$148.89
			R 12 300 298	001 000 619 MALT CUPS		\$376.36
PO#:	Voucher #:	125032	Invoice	Invoice No: 36067	3/25/2025	Paid Amt: \$376.36
			R 12 300 298	001 000 619 DILLY BITES		\$107.48
PO#:	Voucher #:	125033	Invoice	Invoice No: 36068	3/25/2025	Paid Amt: \$107.48
			R 12 300 298	001 000 619 DILLY BITES		\$26.88
PO#:	Voucher #:	125028	Invoice	Invoice No: 49523	3/25/2025	Paid Amt: \$26.88
			R 12 300 298	001 000 619 POPCORN		\$43.67
PO#:	Voucher #:	125034	Invoice	Invoice No: 36069	3/25/2025	Paid Amt: \$43.67
			R 12 300 298	202 301 619 VALENTINE COOKIE FUNDRAISER		\$1,300.39
PO#:	Voucher #:	125036	Invoice	Invoice No: 36787	3/25/2025	Paid Amt: \$1,300.39
			R 12 300 298	001 000 619 CANDY		\$492.25
PO#:	Voucher #:	125037	Invoice	Invoice No: 55714	3/25/2025	Paid Amt: \$492.25
			R 12 300 298	001 000 619 POPCORN/OIL		\$109.87
PO#:	Voucher #:	125025	Invoice	Invoice No: 44747	3/25/2025	Paid Amt: \$109.87
			R 12 300 298	001 000 619 MALT CUPS		\$62.74
PO#:	Voucher #:	125038	Invoice	Invoice No: 55715	3/25/2025	Paid Amt: \$62.74

Detail Payment Register By Check

Check Number: 23391-23416 Payment Date: 7/1/2024-4/30/2025 Period: 202501-202510 Void Status: N

Bank	Check No	Code	Rcd	Vendor	Pmt/Void Date	Pmt Type			
STUD	23396	29600		MASON BROS.		Check			
			R 12 300 298 001 000 619	CANDY			\$63.60		
PO#:	Voucher #:	125017	Invoice	Invoice No: 62100	3/25/2025	Paid Amt:	\$63.60		
						Check Amount:	\$4,761.44		
STUD	23397	3987		MECA SPORTSWEAR		Check			
			E 12 300 298 211 301 401	"WDC" 6" CHENILLE, C-70TR			\$888.89		
PO#:	Voucher #:	125040	Invoice	Invoice No: SIP259866	3/25/2025	Paid Amt:	\$888.89		
						Check Amount:	\$888.89		
STUD	23398	3818		MINNESOTA FFA ASSOCIATION		Check			
			E 12 300 298 218 301 369	APEX REGISTRATION			\$400.00		
PO#:	Voucher #:	125041	Invoice	Invoice No: 7099	3/25/2025	Paid Amt:	\$400.00		
						Check Amount:	\$400.00		
STUD	23399	35390		NORTHSIDE FLORAL		Check			
			E 12 300 298 213 301 401	ROSES- NHS			\$100.00		
PO#:	Voucher #:	125042	Invoice	Invoice No: 14379	3/25/2025	Paid Amt:	\$100.00		
			E 12 300 298 305 301 401	ARM BOUQUETS- CHEERLEADING			\$50.00		
PO#:	Voucher #:	125043	Invoice	Invoice No: 14374	3/25/2025	Paid Amt:	\$50.00		
						Check Amount:	\$150.00		
STUD	23400	37210		PEPSICO BEVERAGE SALES LLC		Check			
			R 12 300 298 001 000 619	SODA			\$676.40		
PO#:	Voucher #:	125044	Invoice	Invoice No: 25279006	3/25/2025	Paid Amt:	\$676.40		
			R 12 300 298 001 000 619	SODA			\$702.00		
PO#:	Voucher #:	125045	Invoice	Invoice No: 10840005	3/25/2025	Paid Amt:	\$702.00		
			R 12 300 298 001 000 619	SODA			\$728.56		
PO#:	Voucher #:	125046	Invoice	Invoice No: 80397008	3/25/2025	Paid Amt:	\$728.56		
			R 12 300 298 001 000 619	SODA			\$415.84		
PO#:	Voucher #:	125047	Invoice	Invoice No: 44403012	3/25/2025	Paid Amt:	\$415.84		
						Check Amount:	\$2,522.80		
STUD	23401	31855		TWINS BALLPARK, LLC		Check			
			E 12 300 298 112 301 369	ACCT#1430068 GROUP TICKETS, 4/16/2025			\$1,990.00		
PO#:	Voucher #:	125048	Invoice	Invoice No: 3/20/2025	3/25/2025	Paid Amt:	\$1,990.00		
						Check Amount:	\$1,990.00		
STUD	23402	49450		WADENA LANES		Check			
			E 12 300 298 218 301 369	BOWLING- FFA STUDENTS, 3/11/2025			\$104.00		
PO#:	Voucher #:	125049	Invoice	Invoice No: 339523	3/25/2025	Paid Amt:	\$104.00		
						Check Amount:	\$104.00		

Detail Payment Register By Check

Check Number: 23391-23416 Payment Date: 7/1/2024-4/30/2025 Period: 202501-202510 Void Status: N

Bank	Check No	Code	Rcd	Vendor	Pmt/Void Date	Pmt Type		
STUD	23403	14625		FIEMEYER, JILENE		Check		
			E 12	300 298 209 301 369	REIMB. BPA AIRLINE TICKETS TO ORLAND		\$2,085.60	
			E 01	300 298 209 000 366	REIMB. BPA AIRLINE TICKETS TO ORLAND		\$834.26	
PO#:	Voucher #:	125212	Invoice	Invoice No: R5G7JC	4/4/2025	Paid Amt:	\$2,919.86	
			E 12	300 298 209 301 369	REIMB. FOR TEAM MEAL @ BUCA DI BEPP		\$559.81	
PO#:	Voucher #:	125213	Invoice	Invoice No: 3/07/2025	4/4/2025	Paid Amt:	\$559.81	
						Check Amount:	\$3,479.67	
STUD	23404	2531		MINNESOTA BPA		Check		
			E 12	300 298 209 301 401	NATIONALS- PINS/STICKERS/SHIRTS		\$235.00	
PO#:	Voucher #:	125211	Invoice	Invoice No: 1518-121	4/4/2025	Paid Amt:	\$235.00	
						Check Amount:	\$235.00	
STUD	23405	36400		OVER THE RAINBOW FLORAL		Check		
			E 12	300 294 052 301 401	FLOWERS- WRAPPED CARNATIONS		\$150.00	
PO#:	Voucher #:	125214	Invoice	Invoice No: 1060	4/4/2025	Paid Amt:	\$150.00	
						Check Amount:	\$150.00	
STUD	23406	4354		OMNI ORLAND RESORT AT CHAMPIONSGATE		Check		
			E 12	300 298 209 301 369	CHAPTER ID: 30-0048 BPA HOUSING RESE		\$2,280.88	
			E 01	300 298 209 000 366	CHAPTER ID: 30-0048 BPA HOUSING RESE		\$1,140.44	
PO#:	Voucher #:	125237	Invoice	Invoice No: 29529	4/11/2025	Paid Amt:	\$3,421.32	
						Check Amount:	\$3,421.32	
STUD	23407	00320		AC ENTERTAINMENT, LLC		Check		
			E 12	300 298 214 301 305	DJ- PROM, 4/12/2025		\$600.00	
PO#:	Voucher #:	125238	Invoice	Invoice No: 108	4/11/2025	Paid Amt:	\$600.00	
						Check Amount:	\$600.00	
STUD	23408	2965		CANOE PADDLE KETTLE CORN		Check		
			E 12	300 298 214 301 401	KETTLE CORN- PARTY SIZE BAG		\$25.00	
PO#:	Voucher #:	125239	Invoice	Invoice No: 000441	4/11/2025	Paid Amt:	\$25.00	
						Check Amount:	\$25.00	
STUD	23409	4302		JS EVENT RENTAL		Check		
			E 12	300 298 214 301 305	BUNGEE BASKETBALL/JENGA		\$258.25	
PO#:	Voucher #:	125240	Invoice	Invoice No: 4/11/2025	4/11/2025	Paid Amt:	\$258.25	
						Check Amount:	\$258.25	
STUD	23410	29600		MASON BROS.		Check		
			E 12	300 298 214 301 401	DONUTS		\$61.83	
PO#:	Voucher #:	125245	Invoice	Invoice No: 91683	4/11/2025	Paid Amt:	\$61.83	

Detail Payment Register By Check

Check Number: 23391-23416 Payment Date: 7/1/2024-4/30/2025 Period: 202501-202510 Void Status: N

Bank	Check No	Code	Rcd	Vendor	Pmt/Void Date	Pmt Type			
STUD	23410	29600		MASON BROS.		Check			
			E 12 300 298 214 301 401	DONUTS/CUPCAKES/COOKIES			\$219.72		
PO#:	Voucher #:	125244	Invoice	Invoice No: 91682	4/11/2025		Paid Amt:	\$219.72	
							Check Amount:	\$281.55	
STUD	23411	38077		PIZZA RANCH		Check			
			E 12 300 298 214 301 401	PIZZA- LUNCH FOR PROM COMMITTEE			\$107.31		
PO#:	Voucher #:	125241	Invoice	Invoice No: 33077540	4/11/2025		Paid Amt:	\$107.31	
							Check Amount:	\$107.31	
STUD	23412	2839		THE UNDERTAKERS SCHOOL DANCE DJS		Check			
			E 12 300 298 214 301 305	DJ- PROM, 4/12/2025			\$4,780.00		
PO#:	Voucher #:	125242	Invoice	Invoice No: 4/11/2025	4/11/2025		Paid Amt:	\$4,780.00	
							Check Amount:	\$4,780.00	
STUD	23413	4148		TOP GUN FUN INFLATABLES LLC		Check			
			E 12 300 298 214 301 305	GAGA BALL- PROM, 4/12/2025			\$150.00		
PO#:	Voucher #:	125243	Invoice	Invoice No: 4/08/2025	4/11/2025		Paid Amt:	\$150.00	
							Check Amount:	\$150.00	
STUD	23414	2273		NICKELODEON UNIVERSE - MALL OF AMERICA		Check			
			E 12 300 298 112 301 369	TICKETS- 3HR GROUP (SR CLASS TRIP)			\$577.50		
PO#:	Voucher #:	125252	Invoice	Invoice No: 832709	4/14/2025		Paid Amt:	\$577.50	
							Check Amount:	\$577.50	
STUD	23415	04108		BECKER, HOLLY		Check			
			E 12 300 298 214 301 401	REIMB. PINWHEELS/VEGGIE TRAYS			\$405.06		
PO#:	Voucher #:	125288	Invoice	Invoice No: 3/29/2025	4/15/2025		Paid Amt:	\$405.06	
			E 12 300 298 214 301 401	REIMB. COFFEE FOR PROM COMMITTEE			\$80.00		
PO#:	Voucher #:	125289	Invoice	Invoice No: 4/11/2025	4/15/2025		Paid Amt:	\$80.00	
							Check Amount:	\$485.06	
STUD	23416	31855		TWINS BALLPARK, LLC		Check			
			E 12 300 298 104 301 369	LTB TOUR- STUDENTS & CHAPERONES			\$1,265.00		
			E 18 005 211 127 000 369	LTB TOUR- STUDENTS & CHAPERONES			\$40.00		
PO#:	Voucher #:	125290	Invoice	Invoice No: 90511743531230159	4/15/2025		Paid Amt:	\$1,305.00	
							Check Amount:	\$1,305.00	
							Report Total:	\$30,897.36	

WADENA/DEER CREEK PUBLIC SCHOOLS

A RESOLUTION ACCEPTING DONATIONS TO THE DISTRICT

WHEREAS, State Statute 465.03, Gifts to Municipalities, states, in part, that “Any city, county, school district, or town may accept a grant or devise of real or personal property and maintain such property for the benefit of its citizens in accordance with the terms prescribed by the donor.”; and;

WHEREAS, Every such acceptance shall be by resolution of the governing body adopted by a two-thirds majority of its members, expressing such terms in full, and;

WHEREAS, The Wadena/Deer Creek Public School has received and accepted donations as disclosed in the attached Donation listing, and,

THEREFORE, LET IT BE RESOLVED that the Wadena/Deer Creek Public School gratefully accepts these donations.

Whereupon the Resolution was declared duly passed and adopted by the Wadena/Deer Creek Public School Board this 22nd day of April, 2025.

Education District 6004

Freshwater Member District Board,

The Freshwater Education District is requesting your district's support in securing Long-Term Facilities Maintenance (LTFM) levy funds to address deferred maintenance needs in our owned facilities. As you know, these facilities play a vital role in delivering essential educational services, specialized programs, and shared resources that directly benefit students across all our member districts.

Over the years, our cooperative has made every effort to maintain our buildings efficiently. However, unlike independent school districts, Freshwater does not receive state funding to make repairs and improvements to our facilities. These deferred maintenance projects include costs associated with roof repairs, HVAC system updates, accessibility improvements, structural integrity, all of which are essential to ensuring a safe, functional, and sustainable learning environment for students and staff.

The LTFM levy provides a crucial funding mechanism that allows school districts to address facility needs in a fiscally responsible manner. Approving this resolution allows Freshwater to levy for these LTFM funds in addition to what your district already receives in LTFM funding. What would otherwise be a direct assessment to your district would instead be a levy through your district's tax base. Your district would still have the option to under levy these funds and utilize other funding sources based on your current financial situation.

We greatly appreciate your ongoing partnership and commitment to collaboration in serving students. We respectfully ask for your board's approval to support this LTFM levy request, ensuring that our cooperative facilities remain safe, efficient, and fully functional for years to come.

If you have any questions or would like to discuss this request further, I would be happy to provide additional details. Thank you for your time and consideration. We look forward to continuing our strong partnership in serving the students and families of our region.



Jordan Anderson
Business Manager
janderson@fed.k12.mn.us
218-629-6051

Education District 6004

District Superintendent and Business Manager,

The Freshwater Education District, upon approval, will be levying dollars through your district for LTFM. This LTFM levy will be in addition to you current LTFM levy and will be levied on a Net Tax Capacity basis. Here is the timeline and tasks to be completed in order to get this on the 25Pay26 levy:

Date/Month	Task Items	Due Date
February	Jordan will send <ol style="list-style-type: none"> 1. Freshwater Request Letter 2. Resolution Word Document 3. Supporting Docs 	Immediate
February or March Board Meeting	Districts will adopt/approve the proposed resolution. <u>The resolution needs to be on district letterhead.</u> <u>The resolution needs to be notarized after board approval.</u>	March 31 st , 2025
April	Freshwater Approves LTFM Levy 10-year plan	April 23 rd , 2025
May	Jordan will send all LTFM Levy documents to MDE	May 31 st , 2025
Fiscal Year 2027	The district will recognize LTFM levy revenue in fiscal year 2027 and Freshwater will assess for an equal amount in fiscal year 2027.	June 30 th , 2027
Fiscal Year 2026	The districts will need to approve a new resolution every year for this levy.	March, 31 st , 2026



Jordan Anderson
Business Manager
janderson@fed.k12.mn.us
218-629-6051

FRESHWATER

Education District 6004

Membership District Tax Impact on LTFM Levy - Allocated by NTC

District Number	Type	School District Name	Allocated Pay-as-you-go (Number 1)	Tax Impact on \$125,000 Home Class 1a	Tax Impact on \$150,000 Home Class 1a	Tax Impact on \$200,000 Home Class 1a	Tax Impact on \$300,000 Home Class 1a	Tax Impact on \$500,000 Home Class 1a	24Pay25 Net Tax Capacity	Percent of Total NTC
786	1	Bertha-Hewitt	\$ 2,987.67	\$ 0.82	\$ 0.99	\$ 1.31	\$ 1.97	\$ 3.29	4,544,155.00	3.51%
787	1	Browerville	\$ 3,473.08	\$ 0.82	\$ 0.99	\$ 1.31	\$ 1.97	\$ 3.29	5,282,443.00	4.09%
23	1	Frazee-Vergas	\$ 9,194.86	\$ 0.82	\$ 0.99	\$ 1.31	\$ 1.97	\$ 3.29	13,985,080.00	10.82%
545	1	Henning	\$ 5,394.11	\$ 0.82	\$ 0.99	\$ 1.31	\$ 1.97	\$ 3.29	8,204,258.00	6.35%
2753	1	Long Prairie-Grey Eagle	\$ 8,276.44	\$ 0.82	\$ 0.99	\$ 1.31	\$ 1.97	\$ 3.29	12,588,201.00	9.74%
821	1	Menahga	\$ 5,034.32	\$ 0.82	\$ 0.99	\$ 1.31	\$ 1.97	\$ 3.29	7,657,033.00	5.92%
553	1	New York Mills	\$ 3,929.27	\$ 0.82	\$ 0.99	\$ 1.31	\$ 1.97	\$ 3.29	5,976,292.00	4.62%
549	1	Perham-Dent	\$ 24,247.00	\$ 0.82	\$ 0.99	\$ 1.31	\$ 1.97	\$ 3.29	36,878,885.00	28.53%
116	1	Pillager	\$ -	\$ -	\$ -	\$ -	\$ -	\$ -	-	0.00%
820	1	Sebeka	\$ 3,252.53	\$ 0.82	\$ 0.99	\$ 1.31	\$ 1.97	\$ 3.29	4,946,986.00	3.83%
2170	1	Staples-Motley	\$ 11,754.49	\$ 0.82	\$ 0.99	\$ 1.31	\$ 1.97	\$ 3.29	17,878,191.00	13.83%
818	1	Verndale	\$ 1,691.56	\$ 0.82	\$ 0.99	\$ 1.31	\$ 1.97	\$ 3.29	2,572,801.00	1.99%
2155	1	Wadena-Deer Creek	\$ 5,764.68	\$ 0.82	\$ 0.99	\$ 1.31	\$ 1.97	\$ 3.29	8,767,887.00	6.78%
Totals			\$ 85,000.00						\$ 129,282,212.00	100.00%

General Information:

Minnesota Statutes 2023, section 123B.595, subd. 3 (Long-Term Facilities Maintenance Revenue) states:

subd. 3. Intermediate districts and other cooperative units.

(a) Upon approval through the adoption of a resolution by each member district school board of an intermediate district or other cooperative units under Minnesota Statutes 2023, section 123A.24, subd. 2, and the approval of the commissioner of education, a school district may include in its authority under this section a proportionate share of the Long-Term Facilities Maintenance (LTFM) costs of the intermediate district or cooperative unit. The cooperative unit may issue bonds to finance the project costs or levy for the costs, using LTFM revenue transferred from member districts to make debt service payments or pay project costs. Authority under this subd. is in addition to the authority for individual district projects under subd. 1. (b) The resolution adopted under paragraph (a) may specify which member districts will share the project costs under this subdivision, except that debt service payments for bonds issued by a cooperative unit or joint powers district to finance long-term maintenance project costs must be the responsibility of all member districts (Minnesota Statutes 2023, section 123A.24, subd. 1(b) and 123B.02, subd. 3).

The tax impact presented is based on estimated changes and is for informational purposes only. Many varying factors can affect an individual's property tax impact, and the amounts provided do not represent an actual or guaranteed change in property taxes. The Freshwater Education District is responsible for providing annual LTFM levy amounts based on the approved resolutions of its member districts. Property owners should consult with their local tax authorities for official tax impact assessments.

Budget Committee Recommendations for 2025-2026 School Year

<u>Reductions</u>	<u>Savings</u>
Eliminate Preschool Noon Busing	\$42,000
Reduce Preschool Sections	\$19,000
MS Teacher (Reduce 5th Grade from 4 to 3 sections)	\$53,500
Do not Replace LICSW Therapist	\$50,000
Elem. EBD Teaching Position	\$31,000
Eliminate MS/HS Dean and Reassign Mr. Gallant to Communications/Comm. Ed Coordinator	\$44,000
Reduce P.E. Requirements and Eliminate Overloads	\$17,000
Eliminate Half Time Sub Position	\$13,000
Total	\$269,500



**Wadena-Deer Creek Public Schools
Independent School District #2155**

SMUDGING PROCEDURE

- A. Smudging on campus will be overseen by our American Indian Education Coordinator in collaboration with school district administrators.
- B. When smudging, prior approval must be obtained by the building principal, American Indian education coordinator, head custodian and the superintendent.
- C. Prior to smudging, staff in the building will be notified that there will be a smudging ceremony taking place in the building with the room(s) identified and the time it will take place.
- D. The medicine is placed in a smudge container that is a shell or ceramic, stone, copper, brass or cast iron dish or pan.
- E. The medicine is lit with a match that, once lit, is properly disposed of in a container with water.
- F. Once the smudging ceremony begins, the traditional procedure of pushing the smoke will take place.
- G. When smudging, do not create enough smoke to fill an entire space.
- H. Once completed, the used material must be handled appropriately to respect the fire hazard and fire detections systems.
- I. Never leave a burning smudge unattended.
- J. In the event that the fire alarm is triggered during the ceremony, attendees must evacuate the building appropriately.

5-12 Board Report
April 22, 2025

1. Students have done their initial registration for next year. We will now use these early registration numbers to map out our master schedule. Toni met with all 8-11 students this past week, and after Easter will meet with any students who were absent for registration. The goal will be to now have a master schedule in place by May 1st, so we can create official schedules for all students before the end of school.
2. We are proposing some changes for our required courses going forward. This will impact PE/Health and Social Studies for next school year. I will have a document to share with you at the board meeting to explain these changes.
3. Our senior high teachers continue to bring people in for presentations to help expose our students to different careers. Jil Fiemeyer has done a great job of having people in from all different lines of work. An example would be Jil and Mr. Ortmann having country music artist Aaron Simmons in to present to our Careers and Choir classes. Aaron was able to answer many questions about the music industry, but also shared a positive message about hard work and resilience.
4. WDC Prom was held on Saturday, April 12th. Thanks to Holly Becker, the Junior Class, and the many parent volunteers that made the night a success. Prom lasted until midnight with After-Prom going until 3:00 am. The students had a great time with many great prizes given out.
5. Our Day of Caring is fast approaching. Leah Osberg and Tayton Lehman, along with advisors Mr. and Mrs. Grendahl, have been busy organizing for the day. April 30th will be the day, with May 5th being the backup date. We officially have 119 jobs for the day in Wadena, Deer Creek, and Bluffton. This continues to be a great opportunity for our students to give back to the communities that support us so much.
6. State testing is well underway in the district. We have already completed all of our Reading MCAs (5th, 7th, 8th, and 10th grades). Our Juniors have also completed their math MCAs and the ACT. We still have 5th, 6th, 7th, and 8th math left as well as 5th, 8th, and 10th grade Science.
7. Mr. Ortmann led our Seniors and Foreign Exchange students on the Senior Class Trip on April 16th. We had approximately 50 kids attend the trip as they went to a Twins Game and the Mall of America.

WDC Enrollment Report

<u>Grade</u>	<u>May 2024</u>	<u>Sept. 2024</u>	<u>Oct. 2024</u>	<u>Nov. 2024</u>	<u>Dec. 2024</u>	<u>Jan. 2025</u>	<u>Feb. 2025</u>	<u>March 2025</u>	<u>April 2025</u>	<u>May 2025</u>
K	91	81	82	83	83	84	84	84	84	
1	85	86	86	85	85	84	83	83	84	
2	90	79	79	79	80	82	82	82	82	
3	78	87	86	86	86	85	85	85	86	
4	87	76	77	76	77	78	78	78	78	
5	71	85	86	84	84	84	85	85	87	
6	91	73	73	73	73	74	74	73	76	
7	73	94	93	93	92	92	95	94	94	
8	72	76	73	71	71	71	70	70	70	
9	73	72	68	68	69	69	69	69	68	
10	73	72	71	70	70	70	70	70	70	
11	80	75	73	72	72	72	68	67	67	
12	75	79	74	74	70	70	68	68	68	
K-12 Total	1039	1035	1021	1014	1012	1015	1011	1008	1014	