

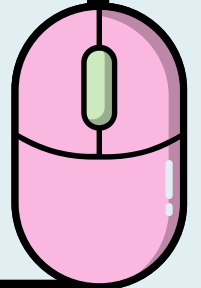


Welcome to Technology Night!

Presenters: Mrs. Clark, Dr. Fletcher, Ms. Soles, and Grade Level Teachers

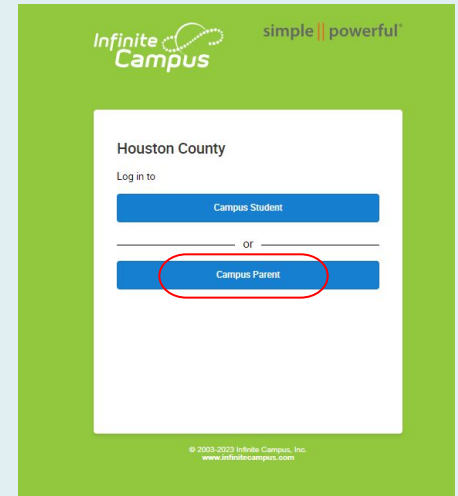
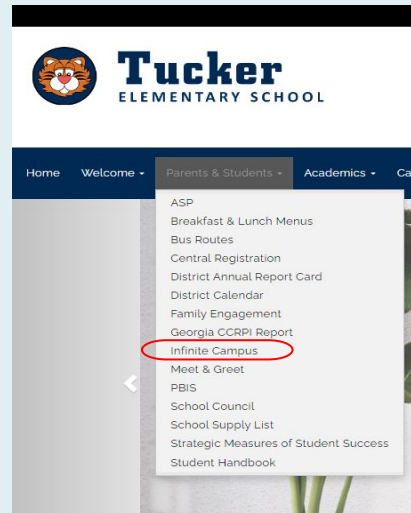
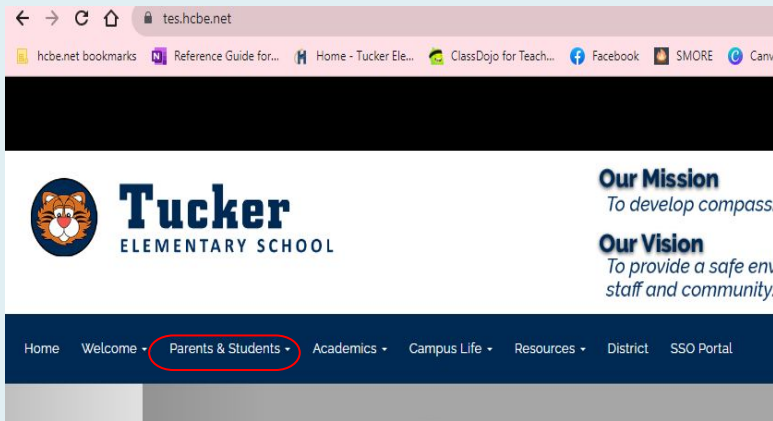


Infinite Campus

Mrs. Clark and Ms. Soles



When you visit tes.hcbe.net infinite campus can be found under the parent & student tab. Once you select infinite campus under the parent & student tab, it will give you the option to choose campus student or campus parent. As a parent you want to choose campus parent to create an account.





Infinite Campus

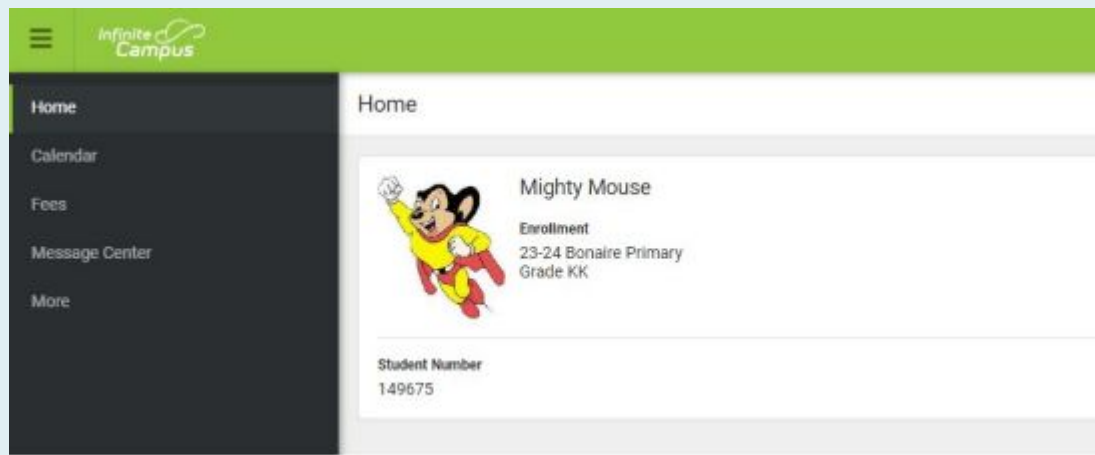


Mrs. Clark and Ms. Soles



Once you create an account you will be able to see your students attendance and this is also where you go in to sign the handbook.

Parents of student in the 5th grade, once your student going to middle school and high school you can use infinite campus to monitor grades and assignments as well.





Infinite Campus



Mrs. Clark and Ms. Soles



After this presentation, if you need help signing the handbook please see us and we will be glad to walk your through signing the handbook!



2023-2024 Elementary School Handbook

Dr. Mark Scott
Superintendent

Houston County School District
1100 Main Street
Perry, Georgia 31069
(478) 988-6200
www.hcbe.net



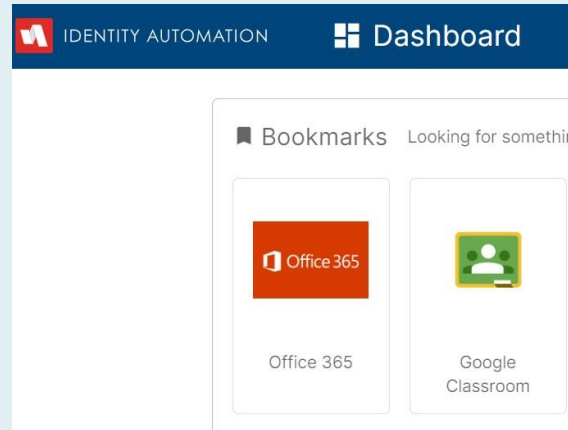
Google Classroom



Mrs. Adkison and Mrs. Labranche



Google Classroom is located on the student's SSO page. They will automatically be logged in if they are using their computer.





Google Classroom



Mrs. Adkison and Mrs. Labranche



Assignments are located under the “classwork” heading.

Classroom > Mrs. A's Class 2022-2024

Home
Calendar
Teaching
To review
Mrs. A's Class 2022-2024
Reading/Grade 2

Stream **Classwork** People Grades

Reading

Text Features Posted Aug 25

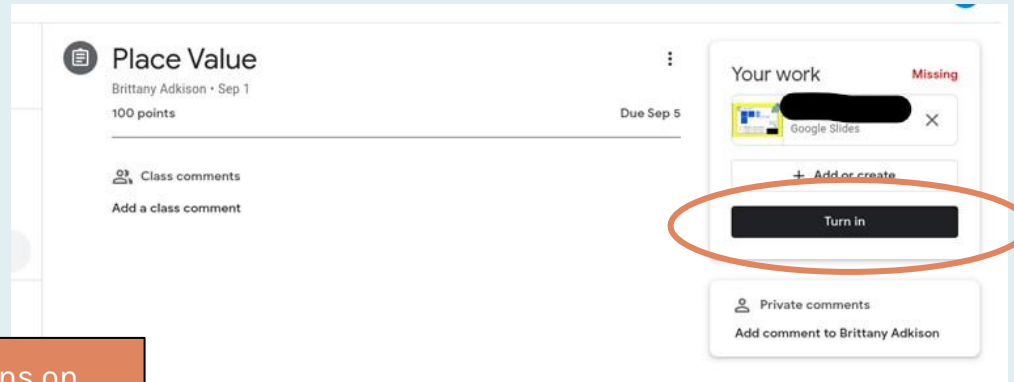
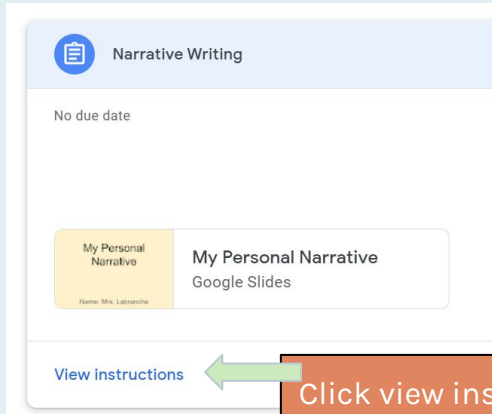
Google Classroom



Mrs. Adkison and Mrs. Labranche



Make sure students are turning in their assignments on time by clicking “turn in”. You can also add comments on the assignment if you have questions.



Click view instructions on any assignment to get to it.



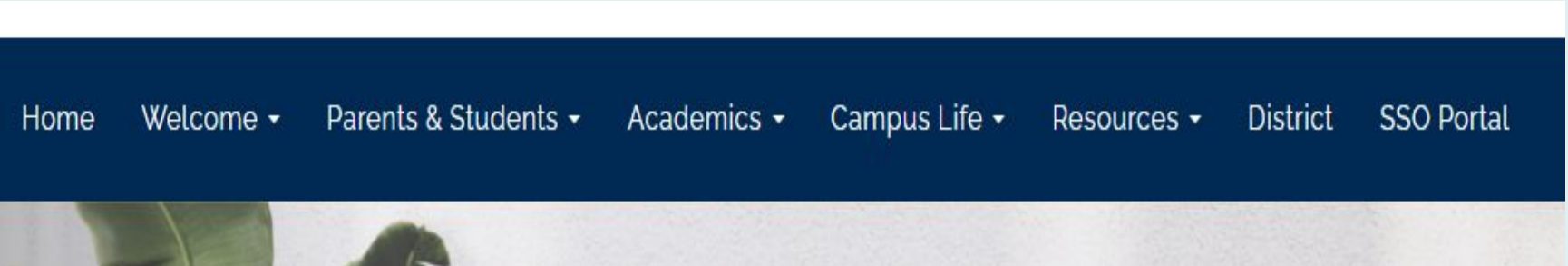
School Website



Mrs. Walker and Mrs. Quakenbush



[Home - Tucker Elementary \(hcbe.net\)](#)



- Home
- Welcome ▾
- Parents & Students ▾
- Academics ▾
- Campus Life ▾
- Resources ▾
- District
- SSO Portal



School Website



Mrs. Walker and Mrs. Quakenbush



The screenshot shows a navigation menu with the following items:

- Home
- Parents & Students
- Academics
- Campus Life

The 'Parents & Students' menu is expanded, listing the following options:

- ASP
- Breakfast & Lunch Menus
- Bus Routes
- Central Registration
- District Annual Report Card
- District Calendar
- Family Engagement
- Georgia CCRPI Report
- Infinite Campus
- Meet & Greet
- PBIS
- School Council
- School Supply List
- Strategic Measures of Student Success
- Student Handbook



Class Dojo



Mrs. Pope and Ms. Coker



- Class Dojo is a reporting tool that can be used in any class or grade level used to connect parents and teachers through personal messages as well as whole class stories.
- Provides instant communication between home and school.
- Allows for teachers and parents to interact individually and with the whole class.
- Classroom teacher has a code unique to their class.
- Points given in grades first through fifth dependent on students behavior, students earn points to participation in PBIS celebrations.
- App available for IOS and Android.



Creating Your Account



Mrs.Pope and Ms. Coker



CREATING YOUR PARENT ACCOUNT
FROM A LAPTOP OR COMPUTER





Class Dojo



Visit Class Site at: www.classdojo.com



The screenshot shows the ClassDojo website interface. At the top left is the ClassDojo logo. To its right are navigation links: "Learn more", "Schools", "Resources", "Log in", and a "Sign up" button. Below the navigation is a blue banner with the text "Be remote ready with ClassDojo. [Learn how](#)". The main content area features the headline "Bring every family into your classroom" and a sub-headline: "Join 95% of U.S. schools using ClassDojo to engage kids and connect with families! Free for teachers, forever." Below this is a "Sign up as a..." section with four buttons: "Teacher" (with a heart icon), "Parent" (with a house icon), "Student" (with a graduation cap icon), and "School Leader" (with a school building icon). A red arrow points to the "Teacher" button. To the right of the text is a large image of hands holding a smartphone displaying a classroom scene, with a play button overlay. Below the smartphone are three cartoon characters: a green one, a blue one, and a yellow one. At the bottom right of the screenshot is a "Help" button with a question mark icon.





Class Dojo



Visit Class Site at: www.classdojo.com



Sign up as a parent

By signing up, you agree to ClassDojo's [Terms of Service](#) and [Privacy Policy](#). Since ClassDojo is based in the US, you also agree that your information could be transferred there. You can, of course, opt out at any time by visiting our [Privacy Center](#). We hope this makes sense!

Sign up



Already have a parent account?

[Log in here](#)



ClassDojo





Class Dojo



Using your class code given by the teacher



Add a child

-  **Add child using code**
Connect with a parent code
-  **Add child through a teacher**
Find your child's teacher and school to connect



ClassDojo



Class Dojo



Confirm your child's name



Willow S

In Mrs. McKusick's class

I'm Willow's parent



I don't recognize this student



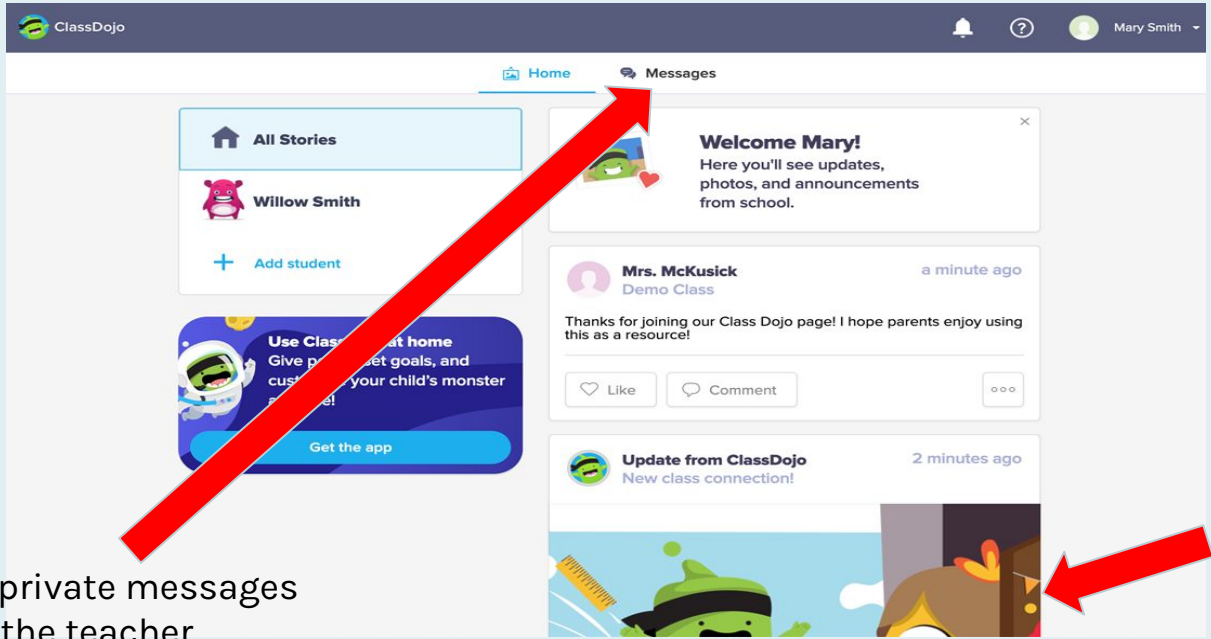
ClassDojo



Class Dojo

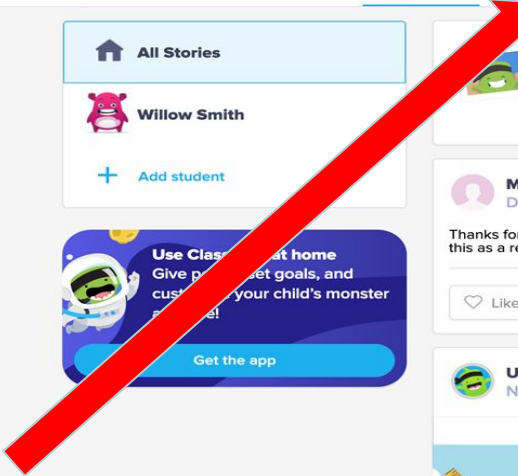


Parent homeroom screen



Your account setting

View the classroom story. Messages to all parents appear here.



View private messages from the teacher






Go Guardian



GoGuardian Teacher Demo



GoGuardian: Monitors student activity online and filters content

Settings

Homeroom-First Grade - Walker - 00

Start class with

Chat OFF

45 minutes ▾

▶ Start Class



Internet Safety



Dr. Fletcher



Refer to Elementary School Student Handbook for information regarding Internet and Electronic Devices

- Purpose of informational technology is to facilitate communication in support of research and education. The Georgia Computer Systems Protection Act specifically forbids computer misuse and abuse.
- By using the computer resources of the Houston County School District, the user agrees to abide by the guidelines and rules governing this.
- An individual's use of the computing resources of the Houston County School District is not an absolute personal right; rather, it is a privilege, conditional on the individual's compliance with the state and federal laws, the Houston County School District's policies and regulations, school regulations, and satisfactory behavior involving technology.



Internet Safety



Dr. Fletcher



Refer to Elementary School Student Handbook for information regarding Internet and Electronic Devices

- Users will not post, publish, send or intentionally receive offensive messages, or pictures from any source, including but not limited to an defamatory, inaccurate, abusive, obscene, ...or illegal material.
- Posting messages and attributing them to another user is prohibited.
- Students must receive permission from a teacher or designated personnel prior to accessing the Internet or any other specific file or application.
- Any student who identifies a security problem must notify an adult teacher, supervisor, or administrator immediately.

Copyright Piracy



*Title 1 schools must provide information and resources to help families work with their children to understand the harms of copyright piracy.

*Copyright - a form of protection given to creators and authors of literary, dramatic, musical, and artistic works. The author has the right to let others make copies, distribute copies, perform work publicly, display work publicly, and make modifications or adaptations.

*It is illegal for anyone to do any of the things listed above without the creator's permissions. However, there are some exceptions and limitations to this right. One major limitation is the Doctrine of Fair Use.

*Copyright Piracy - Unauthorized reproduction for sale or use of a copyrighted work such as a book, lyric, or software.

Mrs. Clark



Copyright Piracy Awareness Notification

Title I, Part A, Section 1116 of the Every Student Succeeds Act (ESSA) states that Title I schools shall provide information and resources to help parents and families work with their children to understand the harms of copyright piracy. In keeping with this requirement, definitions of relevant terms as well as links to websites that may be helpful in educating children concerning copyright piracy regulations are included below.

Copyright-a form of protection given to creators and authors of literary, dramatic, musical and artistic works. A copyright means that the author has the right to do or let other do any of the following things:

- Make copies
- Distribute copies
- Perform work publicly
- Display work publicly
- Make modifications or adaptations

Generally, it is illegal for anyone to do any of the things listed above without the creator's permission. However, there are some exceptions and limitations to this right. One major limitation is the Doctrine of Fair Use.

Copyright Piracy-Unauthorized reproduction for sale or use of a copyrighted work such as a book, lyric or software.]

Online Resources:

<https://www.common Sense Media.org/videos/teaching-kids-about-copyright-piracy>

<http://www.copyrightkids.org/>

If additional assistance or more information is needed, the media specialist at your child's school can help.



Educational Websites



Please take a handout of the following websites, so that you can have your students use them at home for extra practice!



Websites:

- IXL
- Brainpop
- Splash Learn
- Prodigy
- Legends of Learning
- Abcya
- Starfall
- Funbrain
- Xtramath
- PBSKids

SSO Portal:

- Legends of Learning
- IXL
- Nitro Type

Subscriptions:

- Epic Books



Parent & Family Engagement Exit Survey

Please fill out an exit survey form before leaving today. This helps us get feedback on how to better serve your needs!

**Thank you for
attending
Technology Night!**

