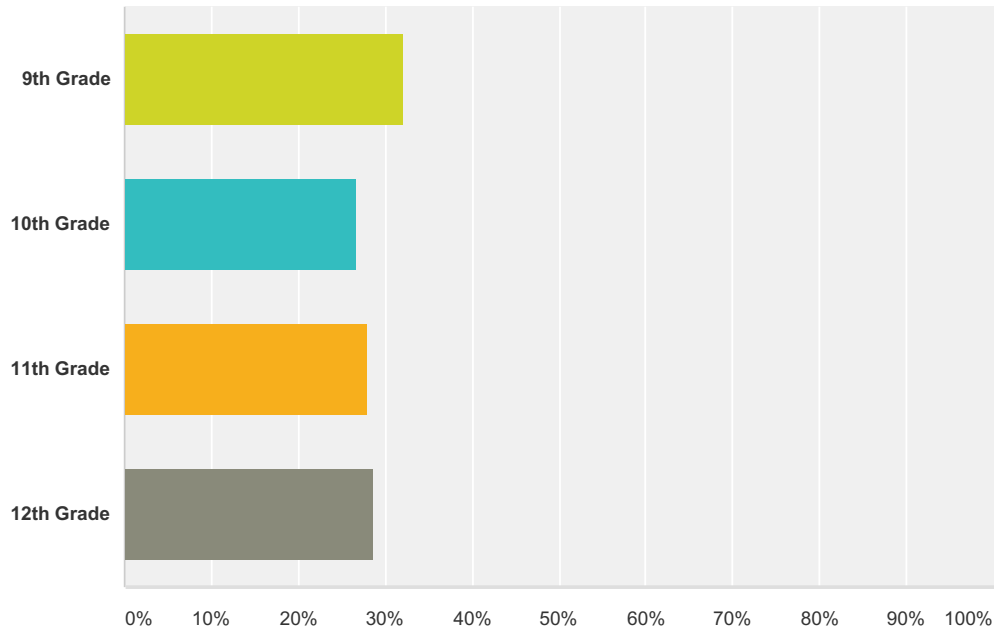


**Q1 Check all that apply. Grade Level:**

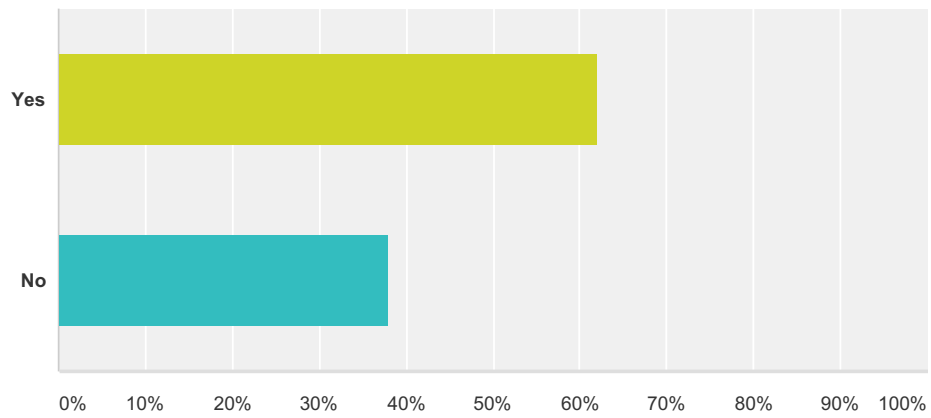
Answered: 168 Skipped: 0



| Answer Choices                | Responses |    |
|-------------------------------|-----------|----|
| 9th Grade                     | 32.14%    | 54 |
| 10th Grade                    | 26.79%    | 45 |
| 11th Grade                    | 27.98%    | 47 |
| 12th Grade                    | 28.57%    | 48 |
| <b>Total Respondents: 168</b> |           |    |

## Q2 Did you attend an Open House/Back to School Night this year?

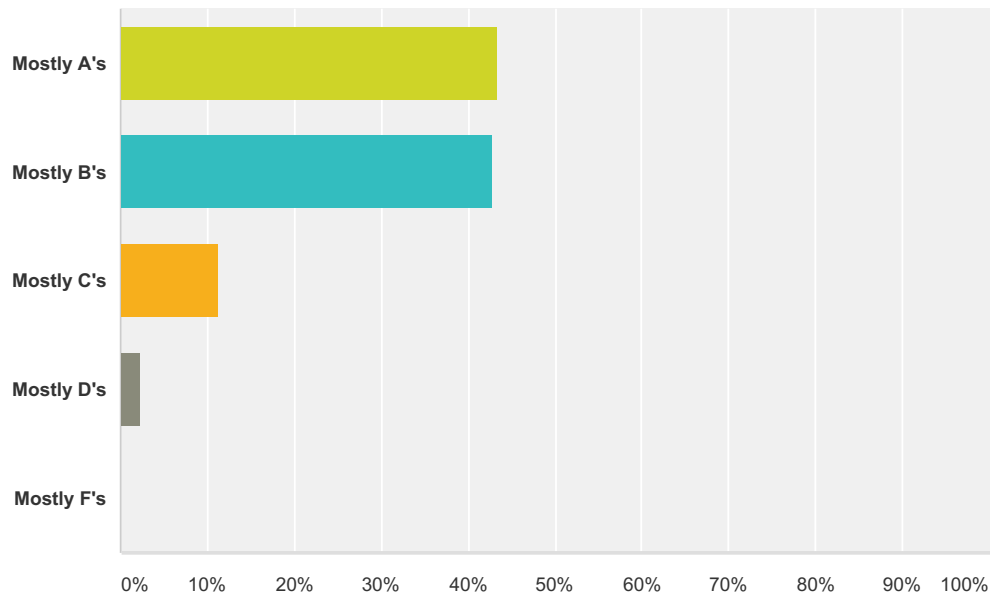
Answered: 168 Skipped: 0



| Answer Choices | Responses |            |
|----------------|-----------|------------|
| Yes            | 61.90%    | 104        |
| No             | 38.10%    | 64         |
| <b>Total</b>   |           | <b>168</b> |

### Q3 In school, my child's grades are.....

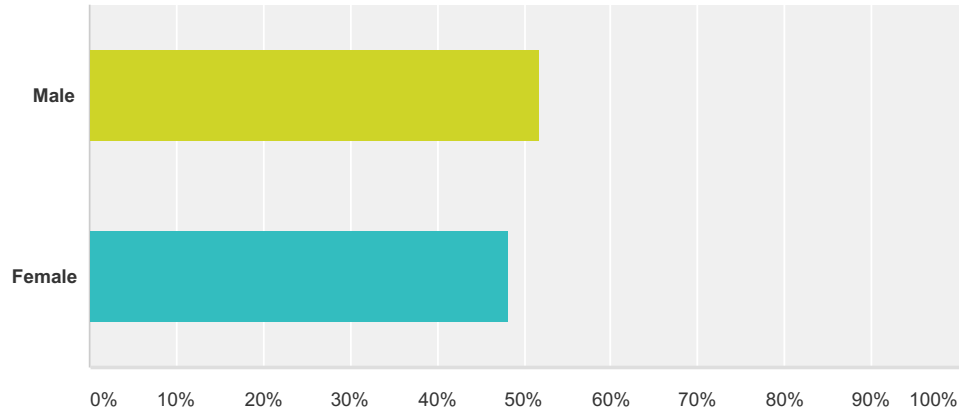
Answered: 168 Skipped: 0



| Answer Choices | Responses  |
|----------------|------------|
| Mostly A's     | 43.45% 73  |
| Mostly B's     | 42.86% 72  |
| Mostly C's     | 11.31% 19  |
| Mostly D's     | 2.38% 4    |
| Mostly F's     | 0.00% 0    |
| <b>Total</b>   | <b>168</b> |

### Q4 What is your child's gender?

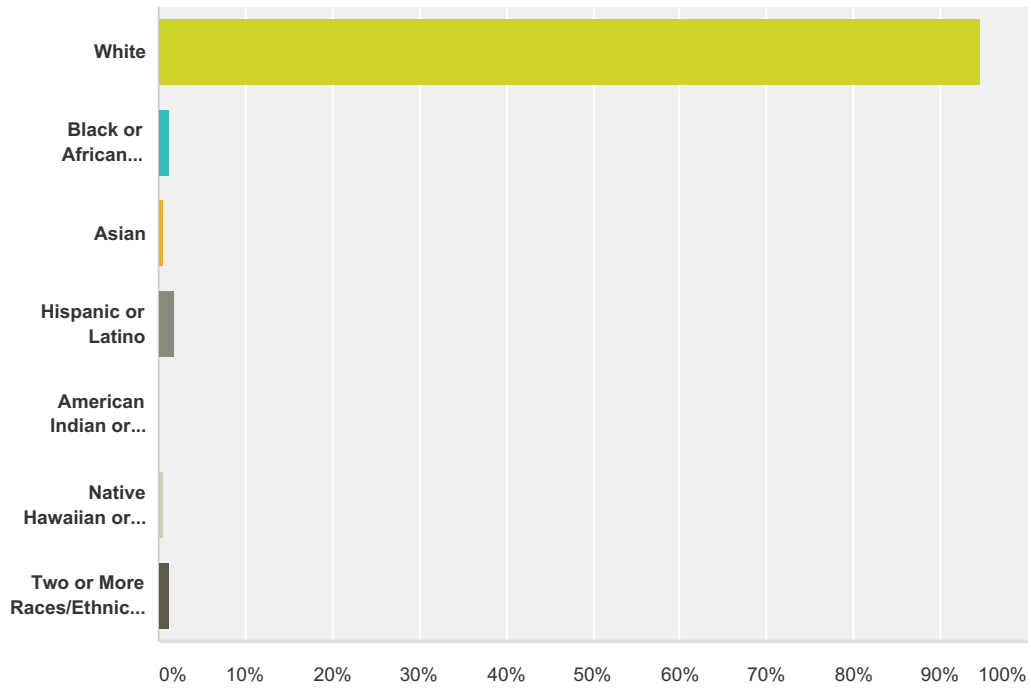
Answered: 168 Skipped: 0



| Answer Choices | Responses  |
|----------------|------------|
| Male           | 51.79% 87  |
| Female         | 48.21% 81  |
| <b>Total</b>   | <b>168</b> |

**Q5 What is your child's race or ethnicity?  
(Pick only one answer, please.)**

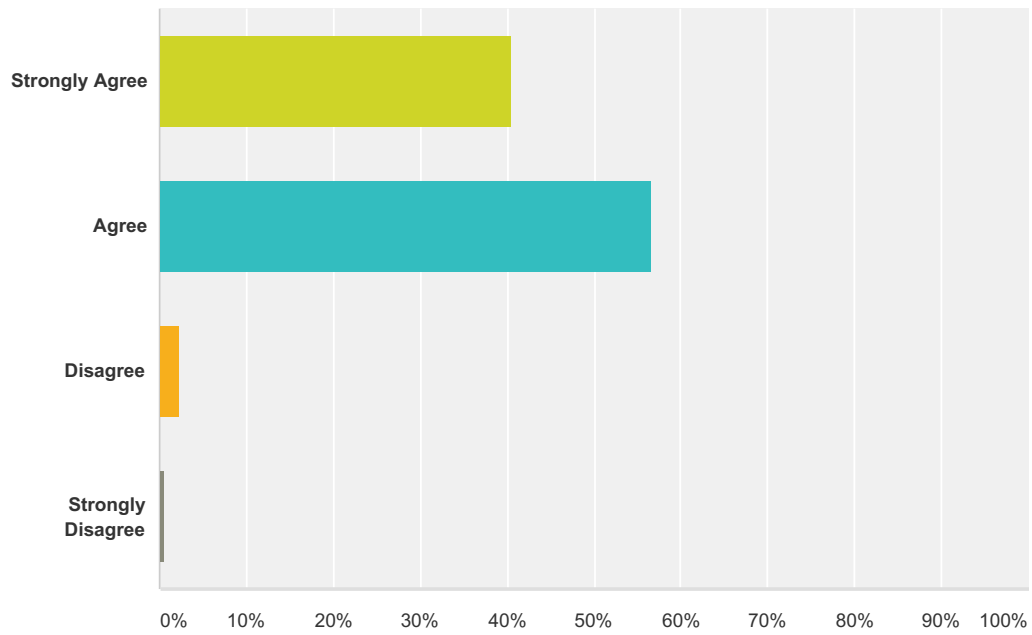
Answered: 168 Skipped: 0



| Answer Choices                            | Responses |            |
|---|-----------|------------|
| White                                     | 94.64%    | 159        |
| Black or African American                 | 1.19%     | 2          |
| Asian                                     | 0.60%     | 1          |
| Hispanic or Latino                        | 1.79%     | 3          |
| American Indian or Alaska Native          | 0.00%     | 0          |
| Native Hawaiian or Other Pacific Islander | 0.60%     | 1          |
| Two or More Races/Ethnicities             | 1.19%     | 2          |
| <b>Total</b>                              |           | <b>168</b> |

### Q6 My child's teacher(s) treat me with respect.

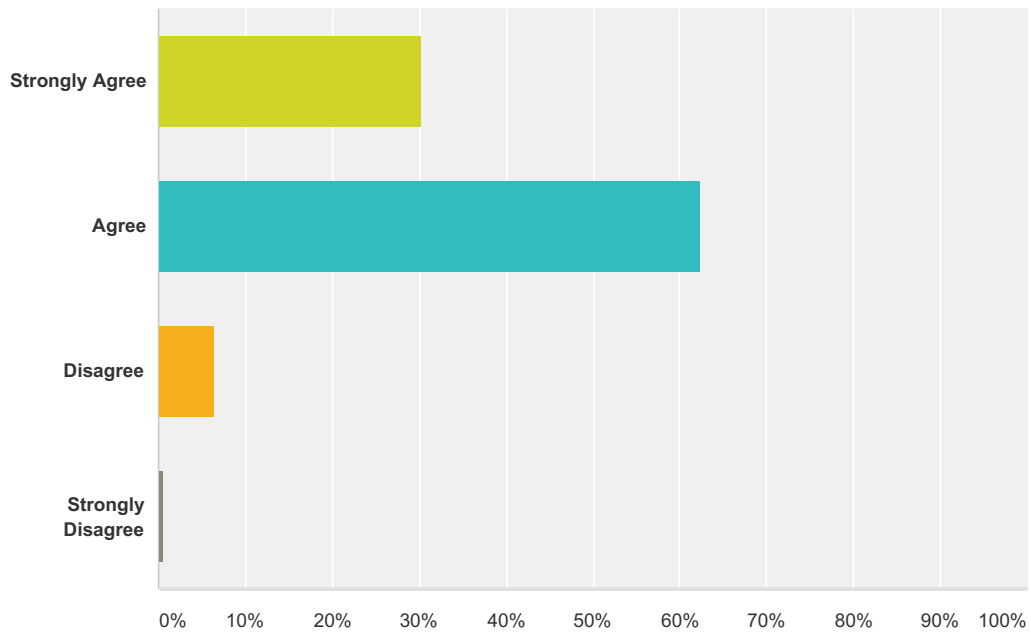
Answered: 168 Skipped: 0



| Answer Choices    | Responses |            |
|-------------------|-----------|------------|
| Strongly Agree    | 40.48%    | 68         |
| Agree             | 56.55%    | 95         |
| Disagree          | 2.38%     | 4          |
| Strongly Disagree | 0.60%     | 1          |
| <b>Total</b>      |           | <b>168</b> |

### Q7 The school environment is caring and supportive.

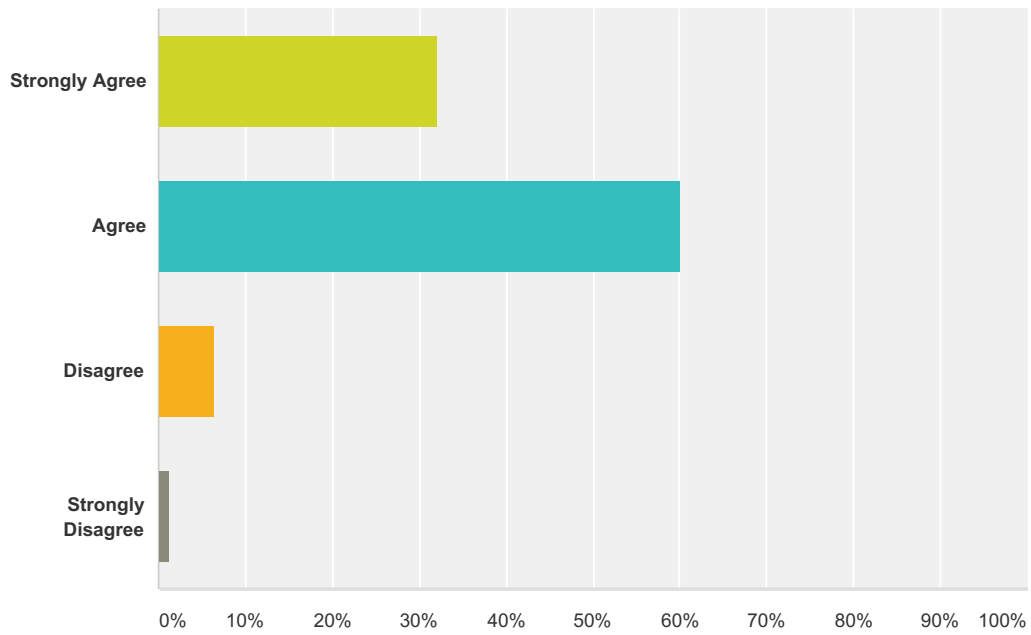
Answered: 168 Skipped: 0



| Answer Choices    | Responses |            |
|-------------------|-----------|------------|
| Strongly Agree    | 30.36%    | 51         |
| Agree             | 62.50%    | 105        |
| Disagree          | 6.55%     | 11         |
| Strongly Disagree | 0.60%     | 1          |
| <b>Total</b>      |           | <b>168</b> |

**Q8 If my child has a problem, there is someone at school who can help.**

Answered: 168 Skipped: 0

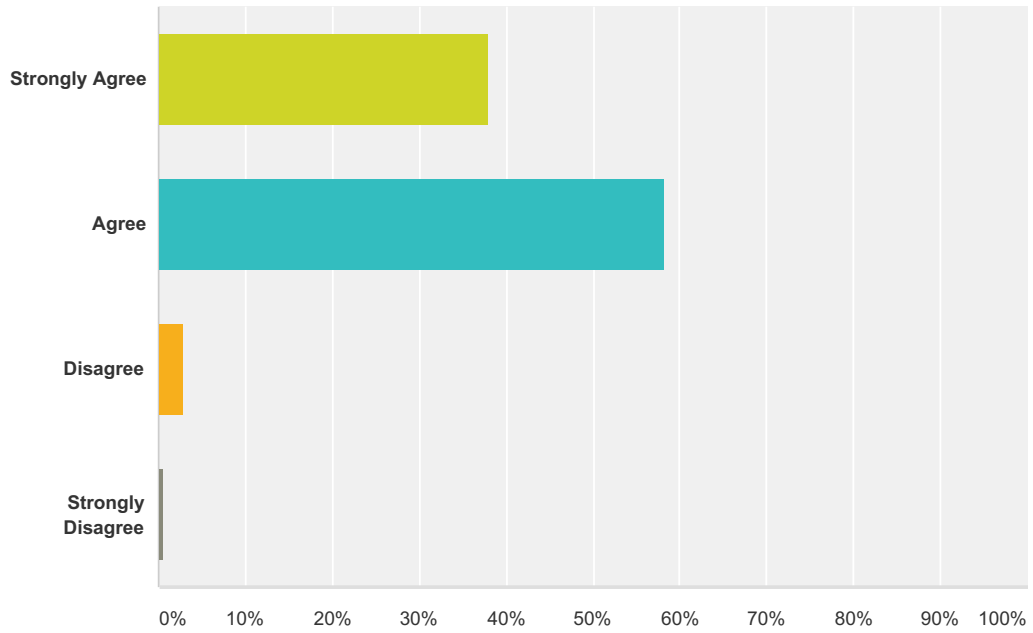


| Answer Choices    | Responses  |
|-------------------|------------|
| Strongly Agree    | 32.14% 54  |
| Agree             | 60.12% 101 |
| Disagree          | 6.55% 11   |
| Strongly Disagree | 1.19% 2    |
| <b>Total</b>      | <b>168</b> |



### Q9 My child is safe at this school.

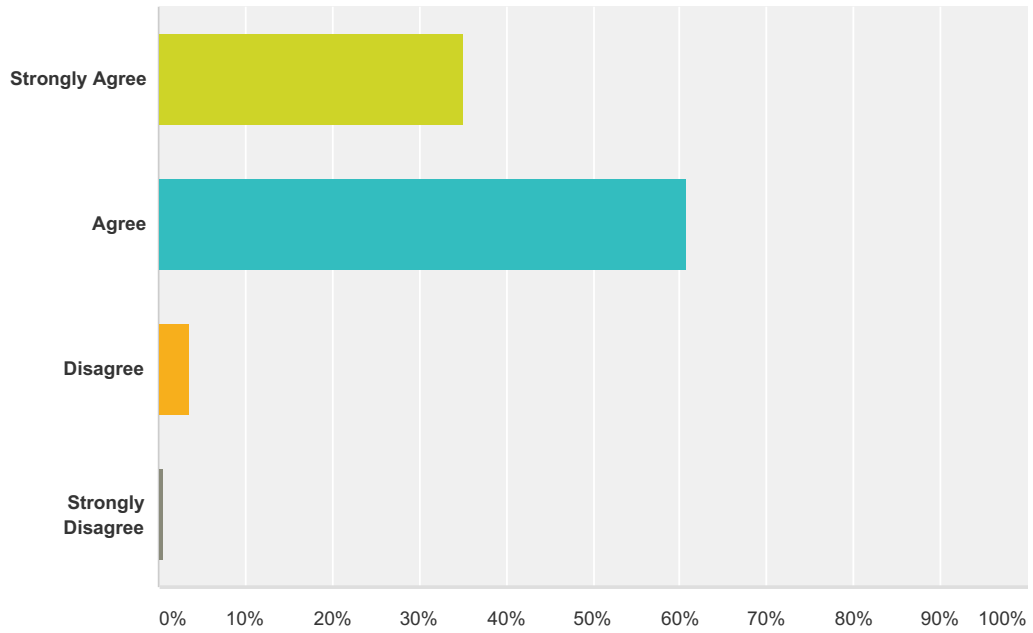
Answered: 168 Skipped: 0



| Answer Choices    | Responses | Count      |
|-------------------|-----------|------------|
| Strongly Agree    | 38.10%    | 64         |
| Agree             | 58.33%    | 98         |
| Disagree          | 2.98%     | 5          |
| Strongly Disagree | 0.60%     | 1          |
| <b>Total</b>      |           | <b>168</b> |

**Q10 This school is a good place to learn.**

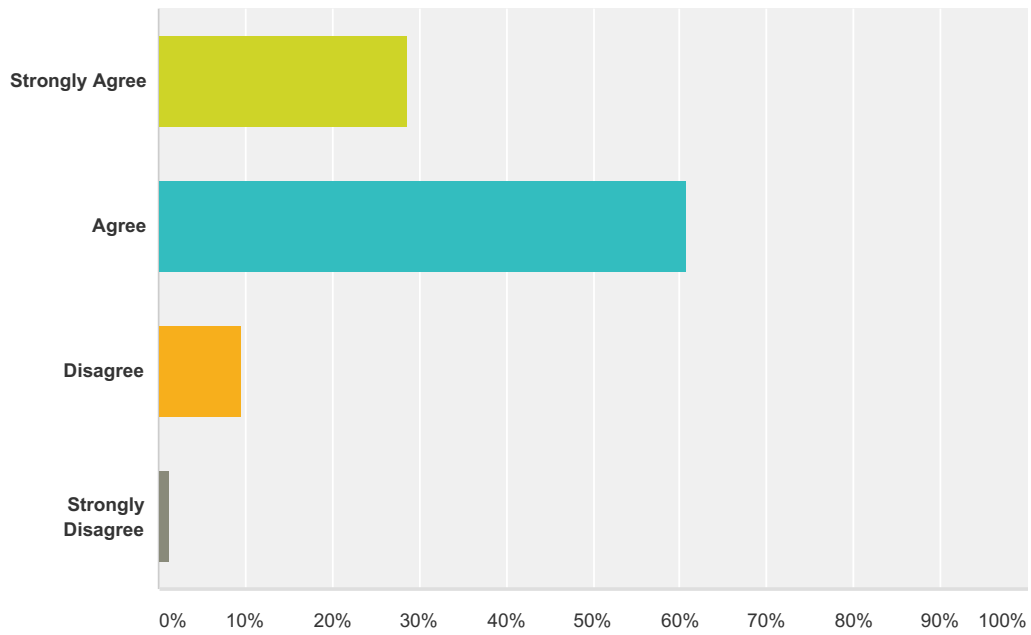
Answered: 168 Skipped: 0



| Answer Choices    | Responses  |
|-------------------|------------|
| Strongly Agree    | 35.12% 59  |
| Agree             | 60.71% 102 |
| Disagree          | 3.57% 6    |
| Strongly Disagree | 0.60% 1    |
| <b>Total</b>      | <b>168</b> |

### Q11 My child is learning a lot in school this year.

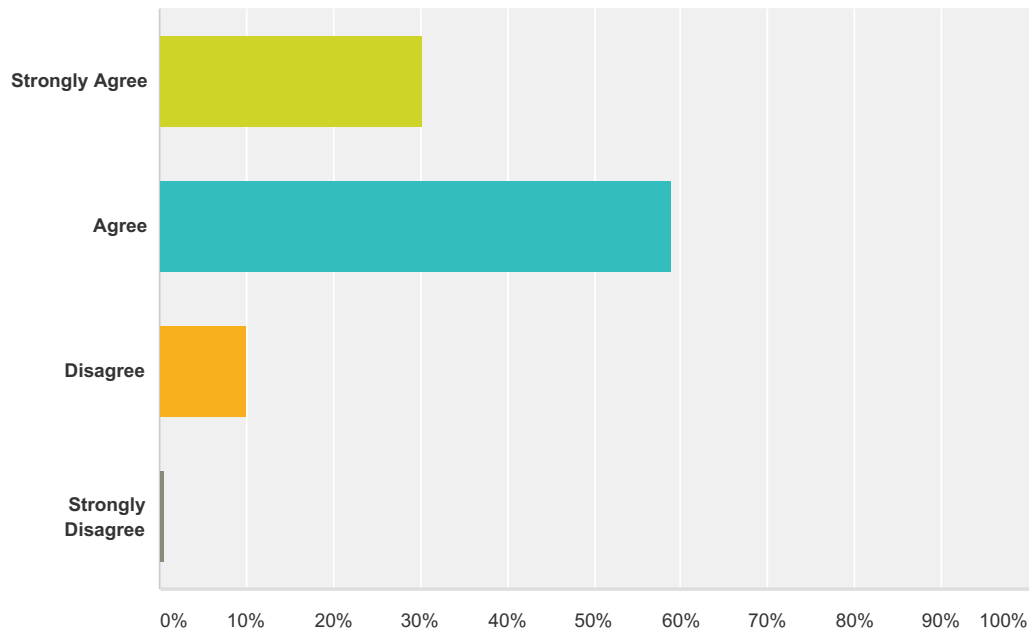
Answered: 168 Skipped: 0



| Answer Choices    | Responses  |
|-------------------|------------|
| Strongly Agree    | 28.57% 48  |
| Agree             | 60.71% 102 |
| Disagree          | 9.52% 16   |
| Strongly Disagree | 1.19% 2    |
| <b>Total</b>      | <b>168</b> |

### Q12 My child's school communicates well with me.

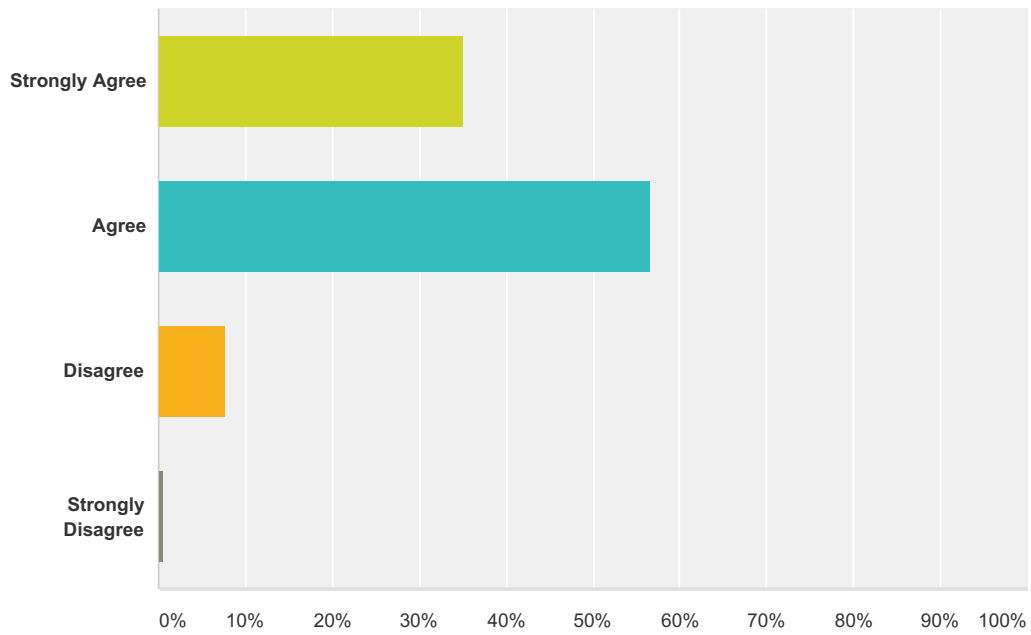
Answered: 168 Skipped: 0



| Answer Choices    | Responses |            |
|-------------------|-----------|------------|
| Strongly Agree    | 30.36%    | 51         |
| Agree             | 58.93%    | 99         |
| Disagree          | 10.12%    | 17         |
| Strongly Disagree | 0.60%     | 1          |
| <b>Total</b>      |           | <b>168</b> |

**Q13 I feel comfortable discussing my child's needs with teachers and staff.**

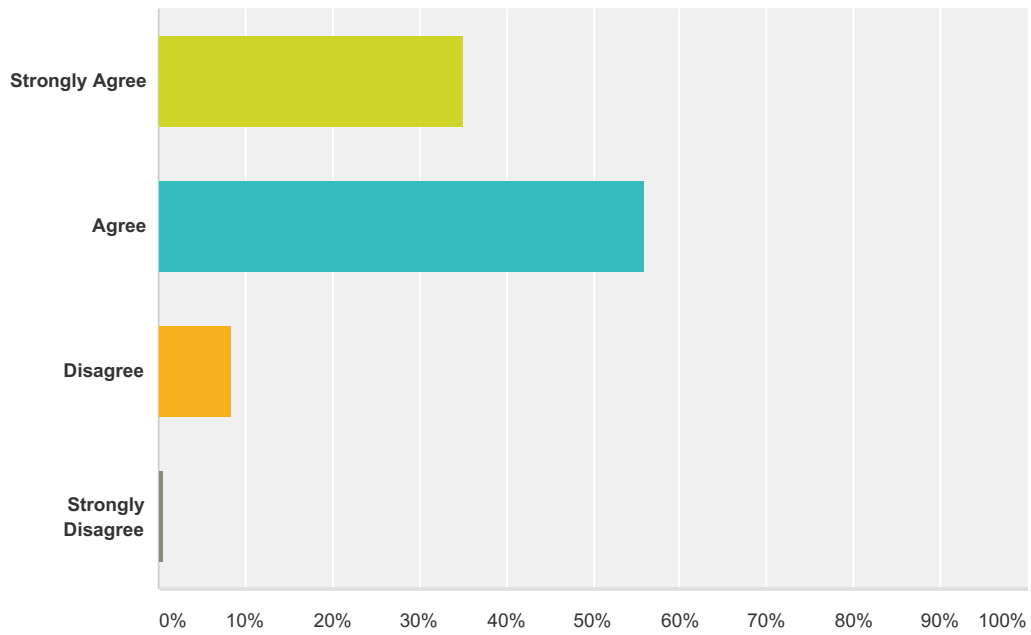
Answered: 168 Skipped: 0



| Answer Choices    | Responses |            |
|-------------------|-----------|------------|
| Strongly Agree    | 35.12%    | 59         |
| Agree             | 56.55%    | 95         |
| Disagree          | 7.74%     | 13         |
| Strongly Disagree | 0.60%     | 1          |
| <b>Total</b>      |           | <b>168</b> |

**Q14 If I have questions or concerns, I know whom to contact at this school.**

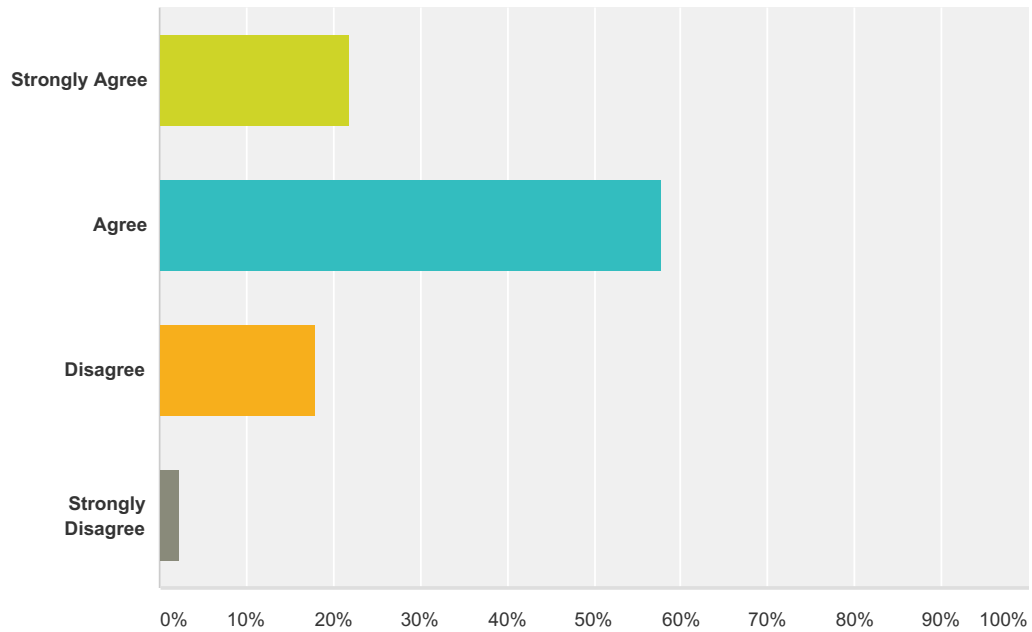
Answered: 168 Skipped: 0



| Answer Choices    | Responses |            |
|-------------------|-----------|------------|
| Strongly Agree    | 35.12%    | 59         |
| Agree             | 55.95%    | 94         |
| Disagree          | 8.33%     | 14         |
| Strongly Disagree | 0.60%     | 1          |
| <b>Total</b>      |           | <b>168</b> |

**Q15 I talk with my child's teacher(s) about my child's schoolwork, challenges, and academic progress.**

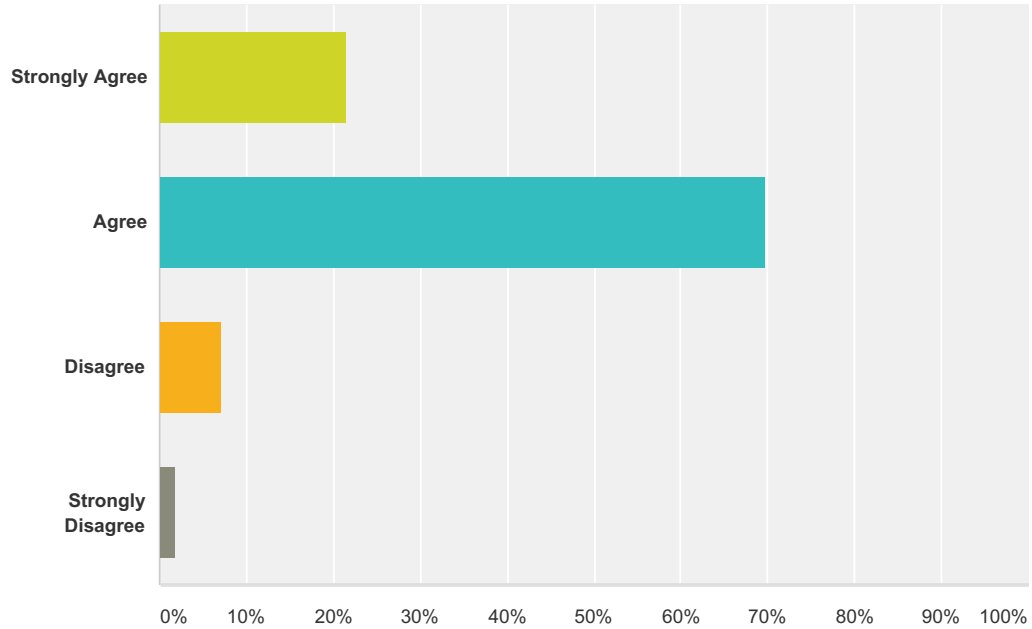
Answered: 168 Skipped: 0



| Answer Choices    | Responses |            |
|-------------------|-----------|------------|
| Strongly Agree    | 22.02%    | 37         |
| Agree             | 57.74%    | 97         |
| Disagree          | 17.86%    | 30         |
| Strongly Disagree | 2.38%     | 4          |
| <b>Total</b>      |           | <b>168</b> |

**Q16 My child's school is sensitive to issues regarding race, ethnicity, gender, sexual orientation, and disabilities.**

Answered: 168 Skipped: 0

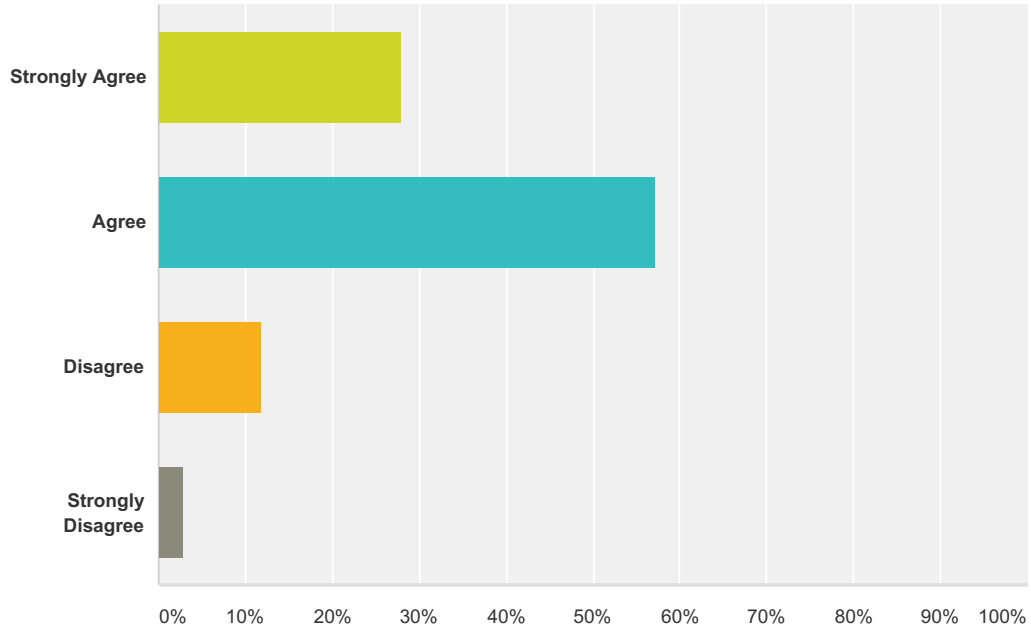


| Answer Choices    | Responses |            |
|-------------------|-----------|------------|
| Strongly Agree    | 21.43%    | 36         |
| Agree             | 69.64%    | 117        |
| Disagree          | 7.14%     | 12         |
| Strongly Disagree | 1.79%     | 3          |
| <b>Total</b>      |           | <b>168</b> |



**Q17 I am satisfied with the response I get when I contact my child's school with questions and concerns.**

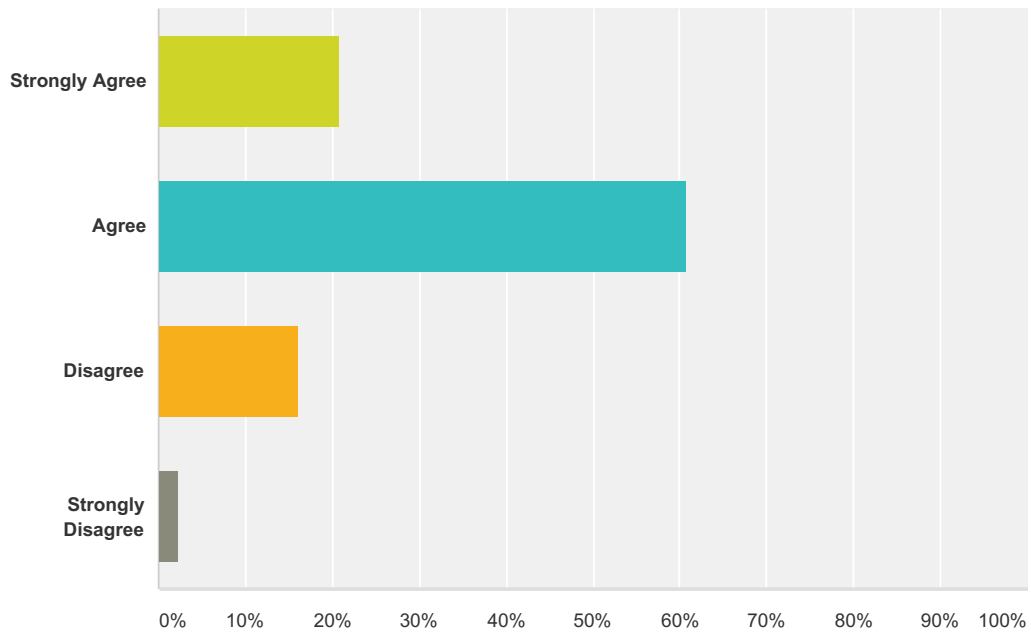
Answered: 168 Skipped: 0



| Answer Choices    | Responses |            |
|-------------------|-----------|------------|
| Strongly Agree    | 27.98%    | 47         |
| Agree             | 57.14%    | 96         |
| Disagree          | 11.90%    | 20         |
| Strongly Disagree | 2.98%     | 5          |
| <b>Total</b>      |           | <b>168</b> |

**Q18 I talk with my child's teacher(s) about what I can do to help my child learn.**

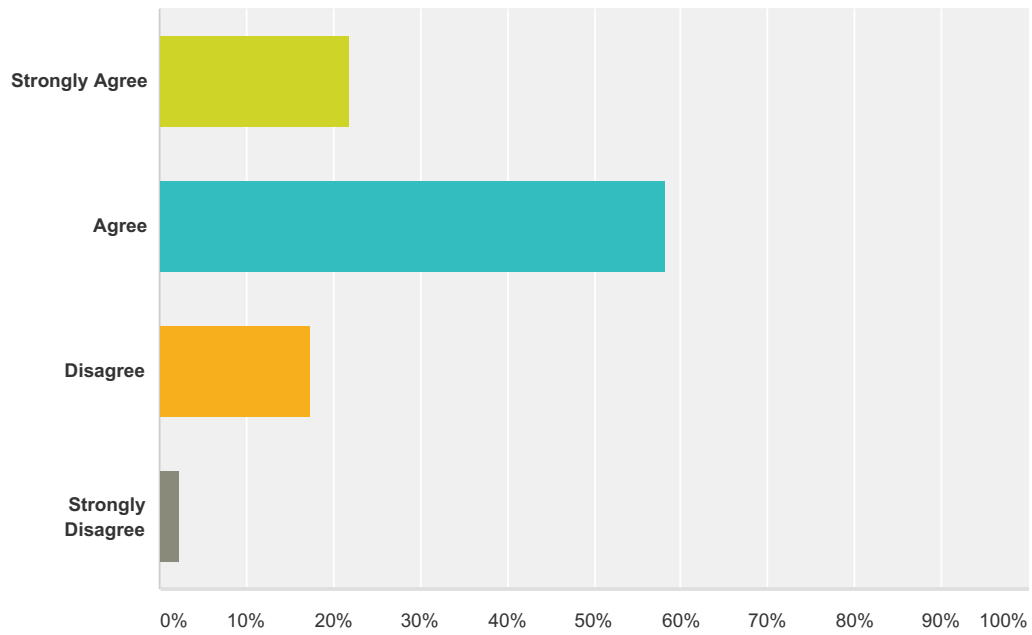
Answered: 168 Skipped: 0



| Answer Choices    | Responses  |
|-------------------|------------|
| Strongly Agree    | 20.83% 35  |
| Agree             | 60.71% 102 |
| Disagree          | 16.07% 27  |
| Strongly Disagree | 2.38% 4    |
| <b>Total</b>      | <b>168</b> |

**Q19 I feel well-informed about what is going on at the school.**

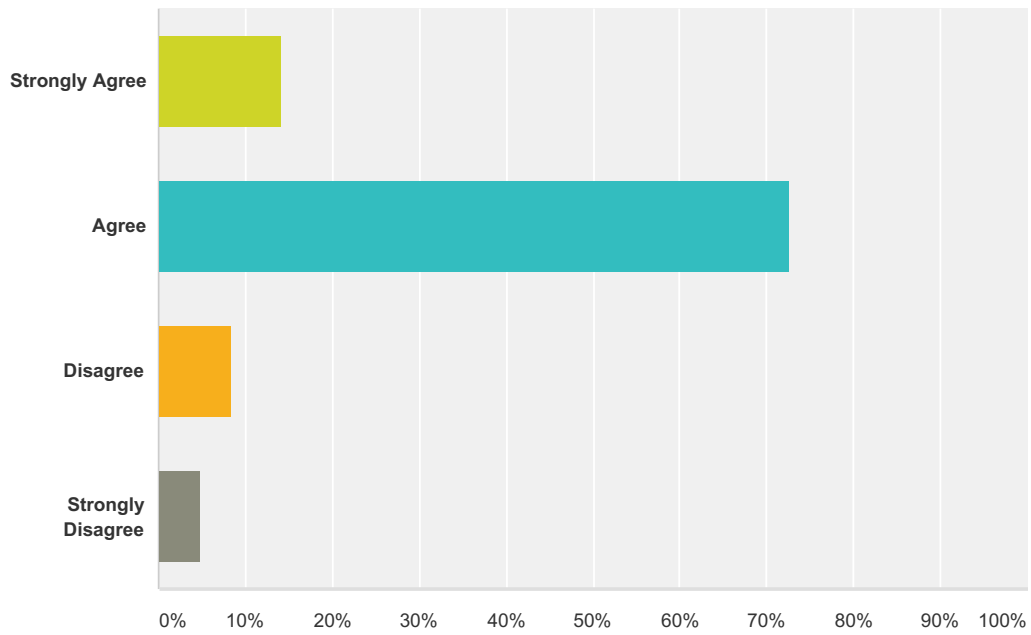
Answered: 168 Skipped: 0



| Answer Choices    | Responses |            |
|-------------------|-----------|------------|
| Strongly Agree    | 22.02%    | 37         |
| Agree             | 58.33%    | 98         |
| Disagree          | 17.26%    | 29         |
| Strongly Disagree | 2.38%     | 4          |
| <b>Total</b>      |           | <b>168</b> |

### Q20 Administrators deals with problems and conflicts fairly.

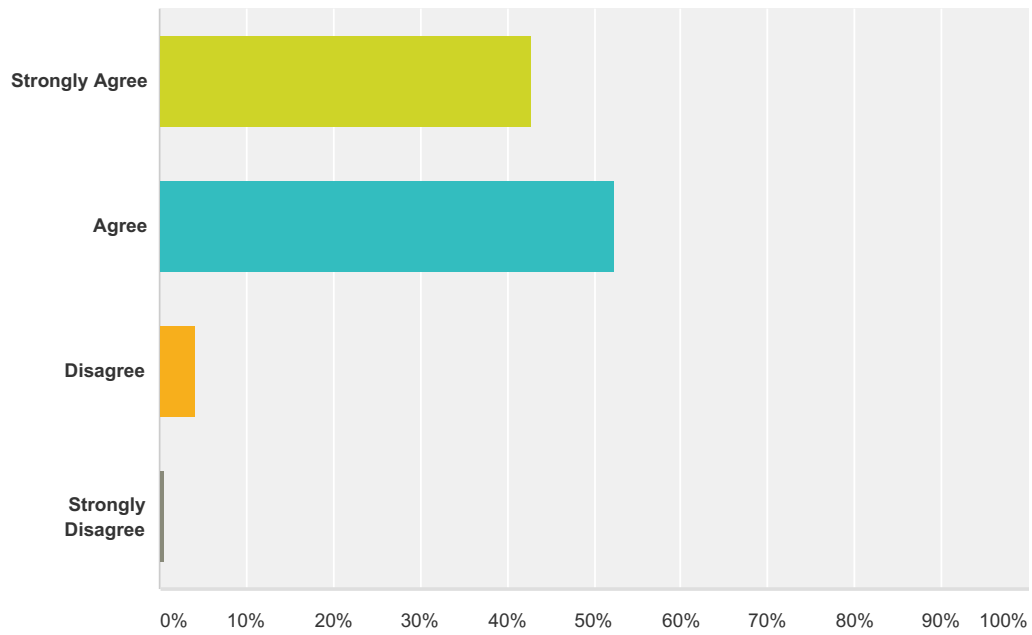
Answered: 168 Skipped: 0



| Answer Choices    | Responses  |
|-------------------|------------|
| Strongly Agree    | 14.29% 24  |
| Agree             | 72.62% 122 |
| Disagree          | 8.33% 14   |
| Strongly Disagree | 4.76% 8    |
| <b>Total</b>      | <b>168</b> |

### Q21 The school facilities are clean and well-maintained.

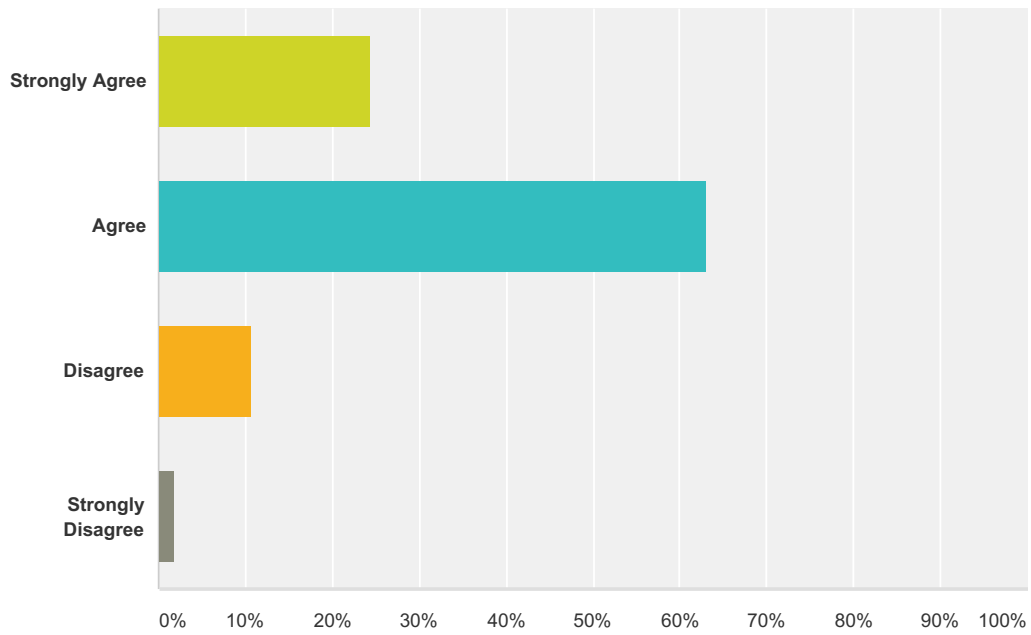
Answered: 168 Skipped: 0



| Answer Choices    | Responses |            |
|-------------------|-----------|------------|
| Strongly Agree    | 42.86%    | 72         |
| Agree             | 52.38%    | 88         |
| Disagree          | 4.17%     | 7          |
| Strongly Disagree | 0.60%     | 1          |
| <b>Total</b>      |           | <b>168</b> |

**Q22 My child can get the resources and attention he/she needs to be successful.**

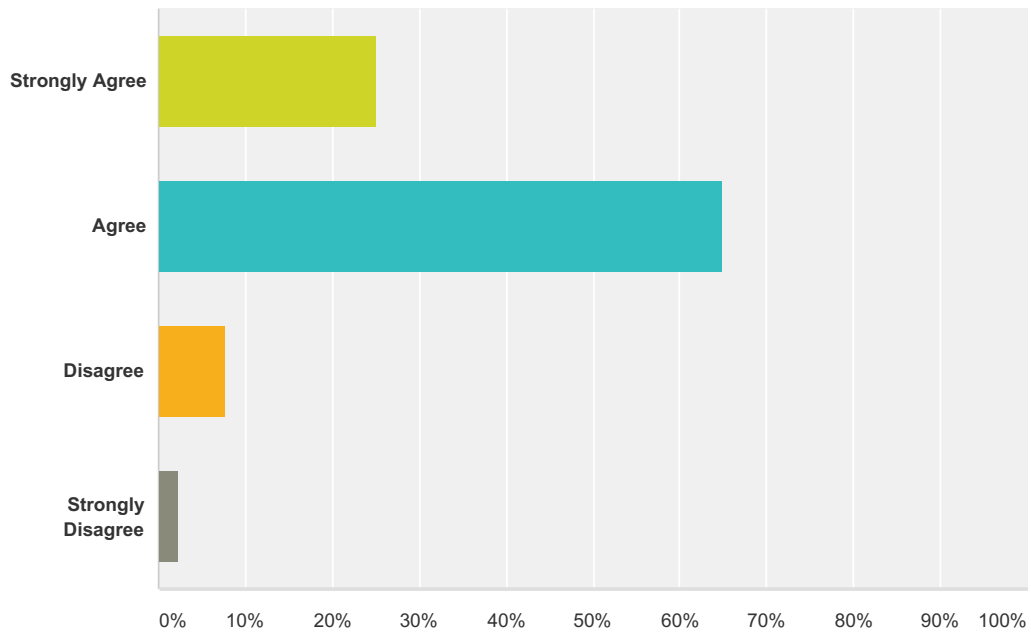
Answered: 168 Skipped: 0



| Answer Choices    | Responses |            |
|-------------------|-----------|------------|
| Strongly Agree    | 24.40%    | 41         |
| Agree             | 63.10%    | 106        |
| Disagree          | 10.71%    | 18         |
| Strongly Disagree | 1.79%     | 3          |
| <b>Total</b>      |           | <b>168</b> |

**Q23 The administrators are available to parents and willing to listen.**

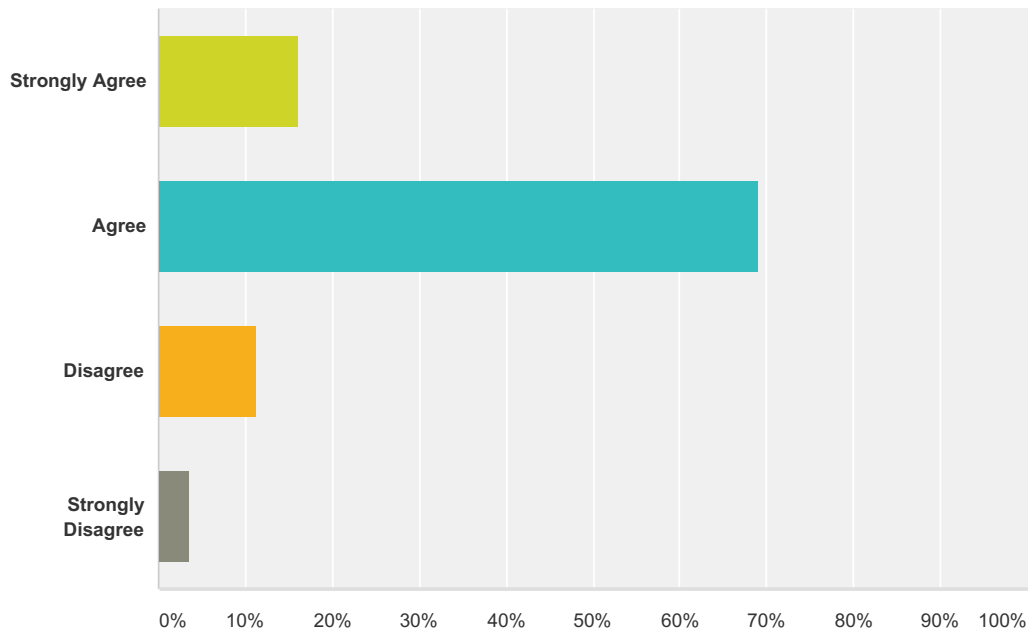
Answered: 168 Skipped: 0



| Answer Choices    | Responses  |
|-------------------|------------|
| Strongly Agree    | 25.00% 42  |
| Agree             | 64.88% 109 |
| Disagree          | 7.74% 13   |
| Strongly Disagree | 2.38% 4    |
| <b>Total</b>      | <b>168</b> |

**Q24 Administrators take into account the feedback I give when making decisions.**

Answered: 168 Skipped: 0

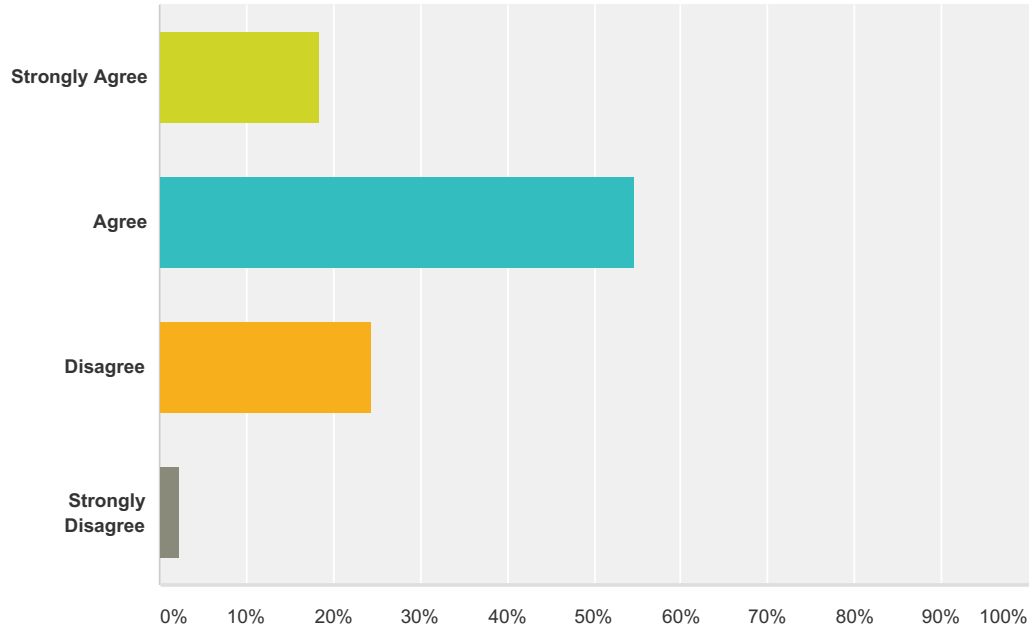


| Answer Choices    | Responses  |
|-------------------|------------|
| Strongly Agree    | 16.07% 27  |
| Agree             | 69.05% 116 |
| Disagree          | 11.31% 19  |
| Strongly Disagree | 3.57% 6    |
| <b>Total</b>      | <b>168</b> |



**Q25 I often communicate with my child's teacher(s) when in person, by phone or by email.**

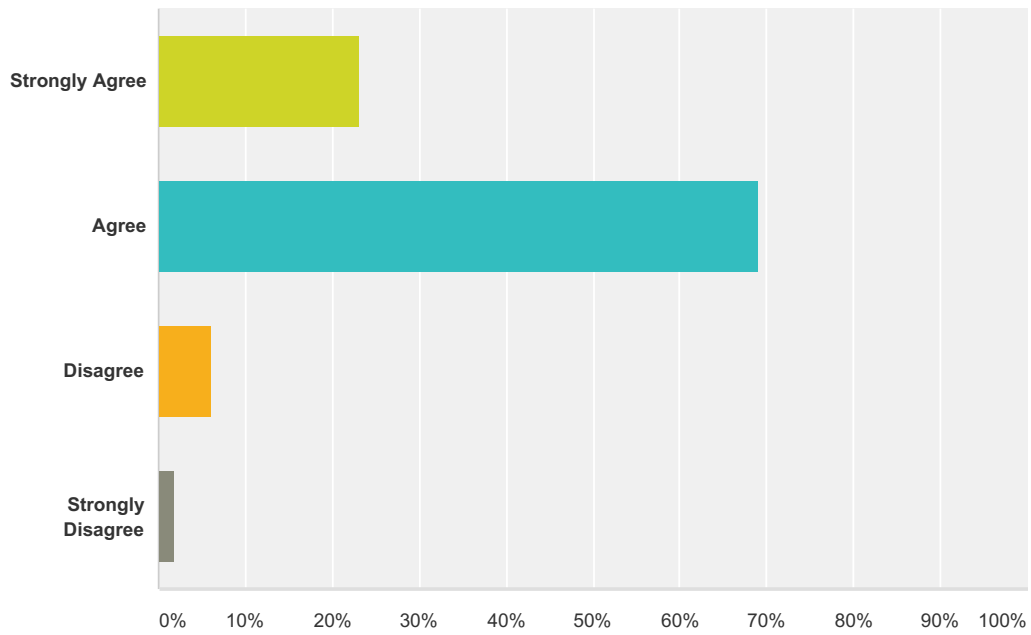
Answered: 168 Skipped: 0



| Answer Choices    | Responses |            |
|-------------------|-----------|------------|
| Strongly Agree    | 18.45%    | 31         |
| Agree             | 54.76%    | 92         |
| Disagree          | 24.40%    | 41         |
| Strongly Disagree | 2.38%     | 4          |
| <b>Total</b>      |           | <b>168</b> |

### Q26 Administrators have high expectations for students at this school.

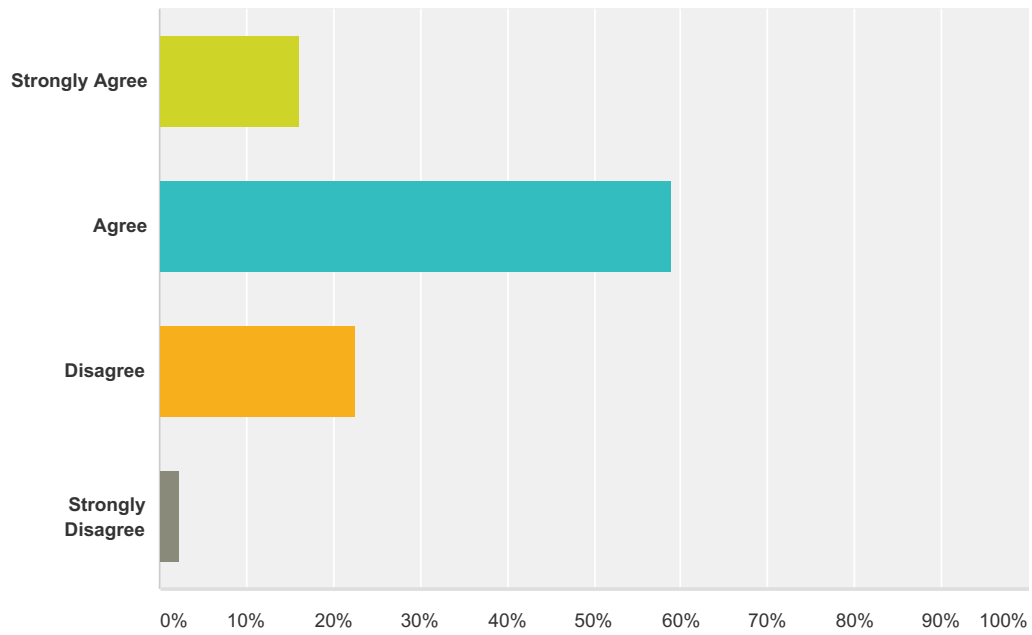
Answered: 168 Skipped: 0



| Answer Choices    | Responses |            |
|-------------------|-----------|------------|
| Strongly Agree    | 23.21%    | 39         |
| Agree             | 69.05%    | 116        |
| Disagree          | 5.95%     | 10         |
| Strongly Disagree | 1.79%     | 3          |
| <b>Total</b>      |           | <b>168</b> |

**Q27 This school offers me many ways to be involved in my child's education.**

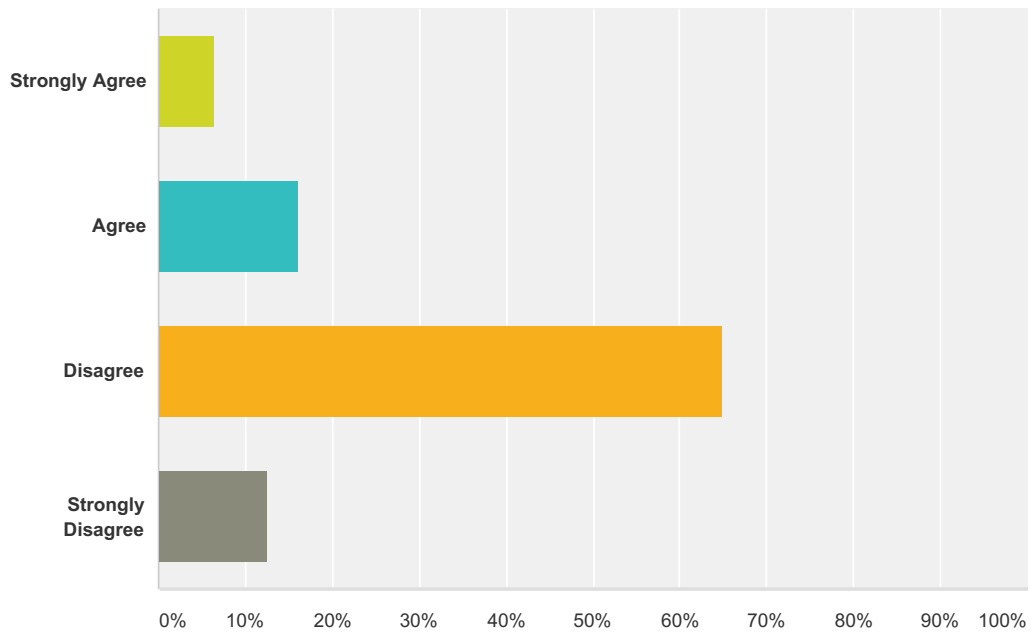
Answered: 168 Skipped: 0



| Answer Choices    | Responses |            |
|-------------------|-----------|------------|
| Strongly Agree    | 16.07%    | 27         |
| Agree             | 58.93%    | 99         |
| Disagree          | 22.62%    | 38         |
| Strongly Disagree | 2.38%     | 4          |
| <b>Total</b>      |           | <b>168</b> |

### Q28 Bullying is a problem at my child's school.

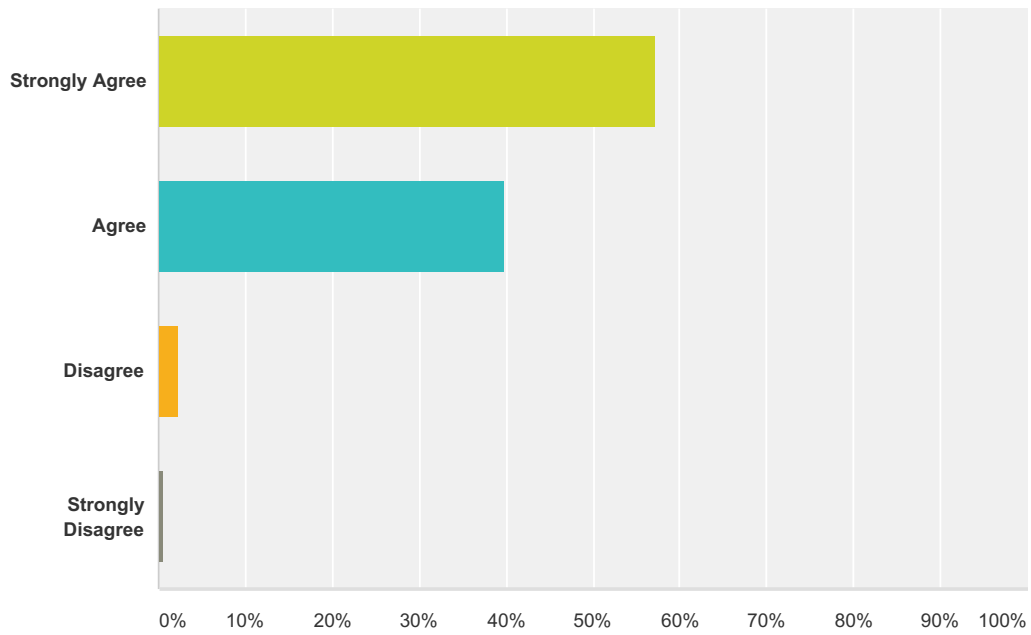
Answered: 168 Skipped: 0



| Answer Choices    | Responses  |
|-------------------|------------|
| Strongly Agree    | 6.55% 11   |
| Agree             | 16.07% 27  |
| Disagree          | 64.88% 109 |
| Strongly Disagree | 12.50% 21  |
| <b>Total</b>      | <b>168</b> |

### Q29 I know how my child is doing in school before I get my child's report card.

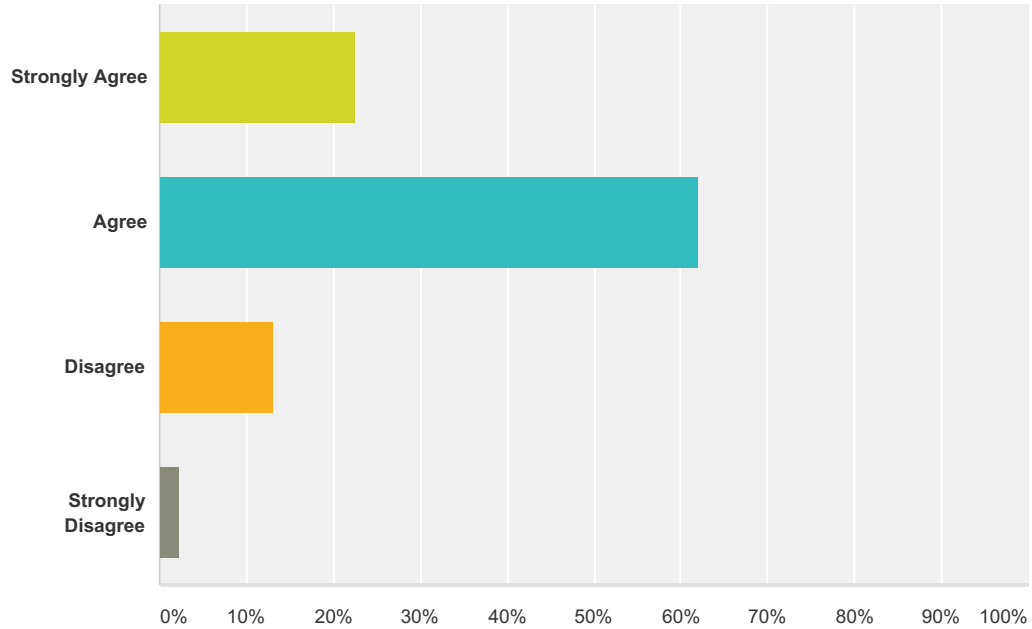
Answered: 168 Skipped: 0



| Answer Choices    | Responses |            |
|-------------------|-----------|------------|
| Strongly Agree    | 57.14%    | 96         |
| Agree             | 39.88%    | 67         |
| Disagree          | 2.38%     | 4          |
| Strongly Disagree | 0.60%     | 1          |
| <b>Total</b>      |           | <b>168</b> |

**Q30 My child has access to extra academic help outside the classroom when he/she needs it.**

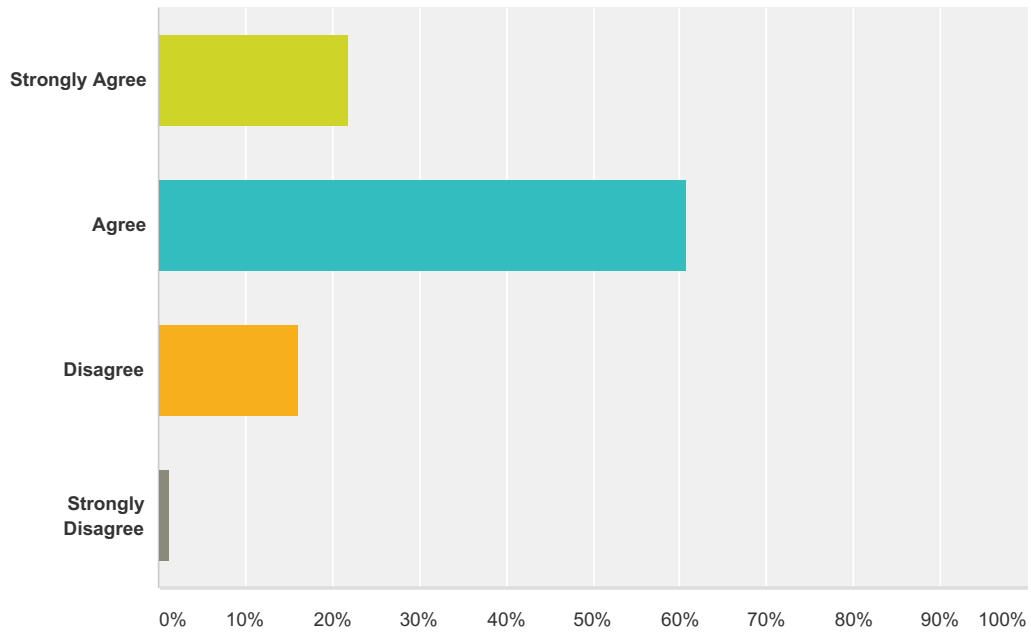
Answered: 168 Skipped: 0



| Answer Choices    | Responses |            |
|-------------------|-----------|------------|
| Strongly Agree    | 22.62%    | 38         |
| Agree             | 61.90%    | 104        |
| Disagree          | 13.10%    | 22         |
| Strongly Disagree | 2.38%     | 4          |
| <b>Total</b>      |           | <b>168</b> |

**Q31 This school provides students with helpful information about preparation for college or other career choices.**

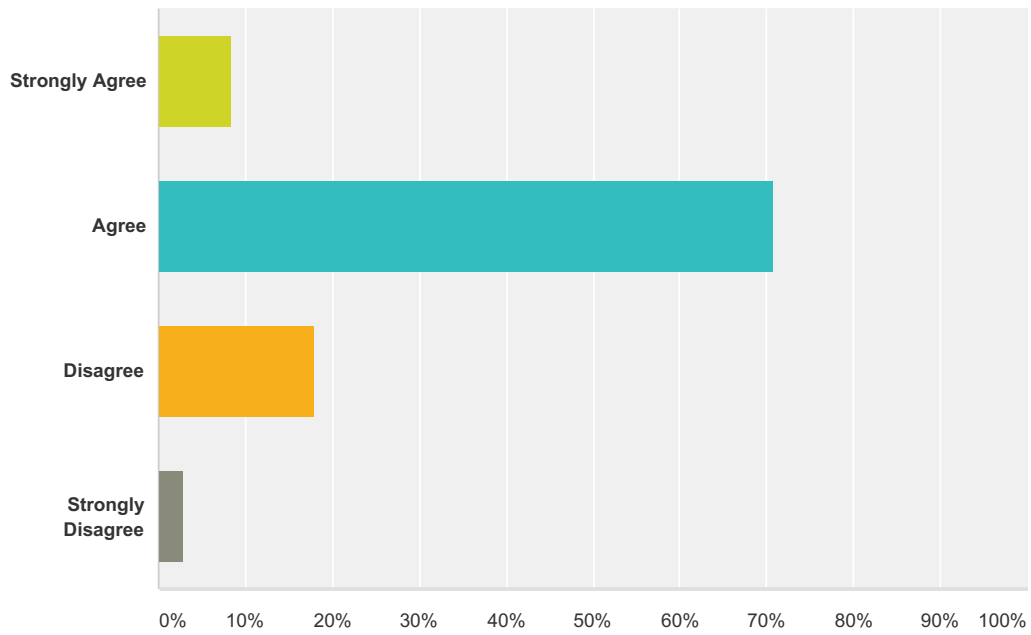
Answered: 168 Skipped: 0



| Answer Choices    | Responses |            |
|-------------------|-----------|------------|
| Strongly Agree    | 22.02%    | 37         |
| Agree             | 60.71%    | 102        |
| Disagree          | 16.07%    | 27         |
| Strongly Disagree | 1.19%     | 2          |
| <b>Total</b>      |           | <b>168</b> |

### Q32 Do you feel that this school provides effective drug/alcohol education?

Answered: 168 Skipped: 0



| Answer Choices    | Responses  |
|-------------------|------------|
| Strongly Agree    | 8.33% 14   |
| Agree             | 70.83% 119 |
| Disagree          | 17.86% 30  |
| Strongly Disagree | 2.98% 5    |
| <b>Total</b>      | <b>168</b> |



**Q33 Comment Section:**

Answered: 42 Skipped: 126