



QUARTER 1

OCTOBER 2024

LWCS ESE REPORT

Students First, All Students!



PRESENTED BY

Jennifer Barrow

ESE Director, Lake Wales Charter Schools



QUARTER 1

OCTOBER 2024

GLOSSARY

ASD: Autism Spectrum Disorder
DD: Developmentally Delayed
DHH: Deaf & Hard of Hearing
EBD: Emotional Behavior Disability
HH: Hospital Homebound
IND: Intellectually Delayed
LI: Language Impairment
OHI: Other Health Impaired
OI: Orthopedically Impaired
SI: Speech Impaired
SLD: Specific Learning Disability
SWD: Student with Disability w/IEP
VI: Visually Impaired
IEP: Individual Education Plan
504: Section 504
Gifted: Students who meet the criteria
LEA: Local Education Agency
SEA: State Education Agency
SIP: School Improvement Plan

PRESENTED BY

Jennifer Barrow

ESE Director, Lake Wales Charter Schools



TABLE OF CONTENTS

Glossary	2
Table of Contents	3
Overview and System Totals	4
Bok Academy	5
Bok Academy North	6
Dale R. Fair Babson Park	7
Hillcrest	8
Janie Howard Wilson	9
Lake Wales High	10
Polk Avenue	11
Summary of Financial Support for ESE Students	12
Performance Summary	13
Actions and Goals	14
Moving Forward	15



















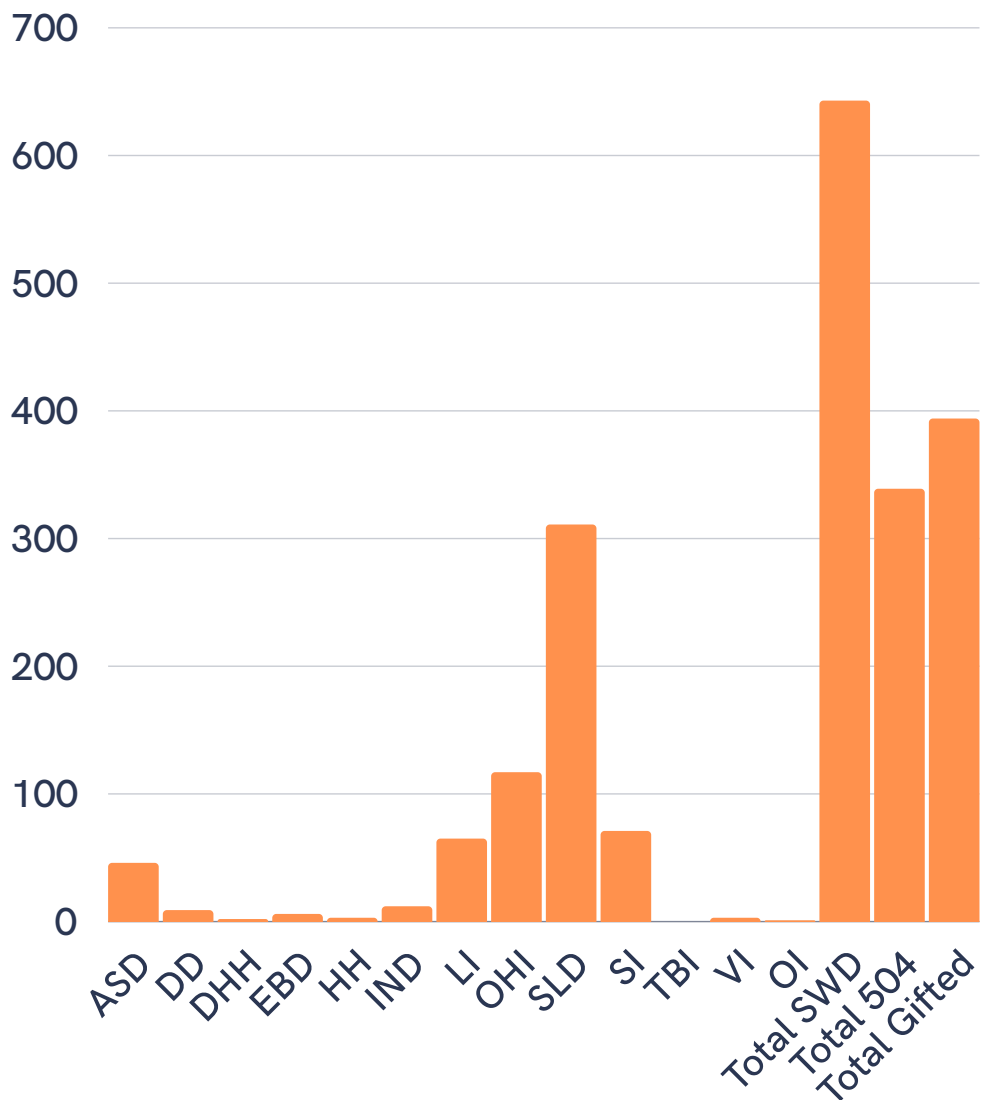
Total SWD Students:

Total Enrollment: 5,069
Percent of SWD: 13%

LWCS ESE OVERVIEW

Primary Exceptionalities

-  ASD:47
-  DD:16
-  DHH:0
-  EBD:6
-  HH:4
-  IND:11
-  LI:71
-  OHI:113
-  SID:295
-  SI:74
-  TBI:0
-  VI:2
-  OI:2
-  Total SWD:643
-  Total 504s:339
-  Total Gifted:394





BOK ACADEMY

Total SWD Students:

Total Enrollment: 640

Percent of SWD: 15%

Primary Exceptionalities



ASD:11

DD:0

DHH:0

EBD:2

HH:0

IND:0

LI:8

OHI:21

SLD:48

SI:7

TBI:0

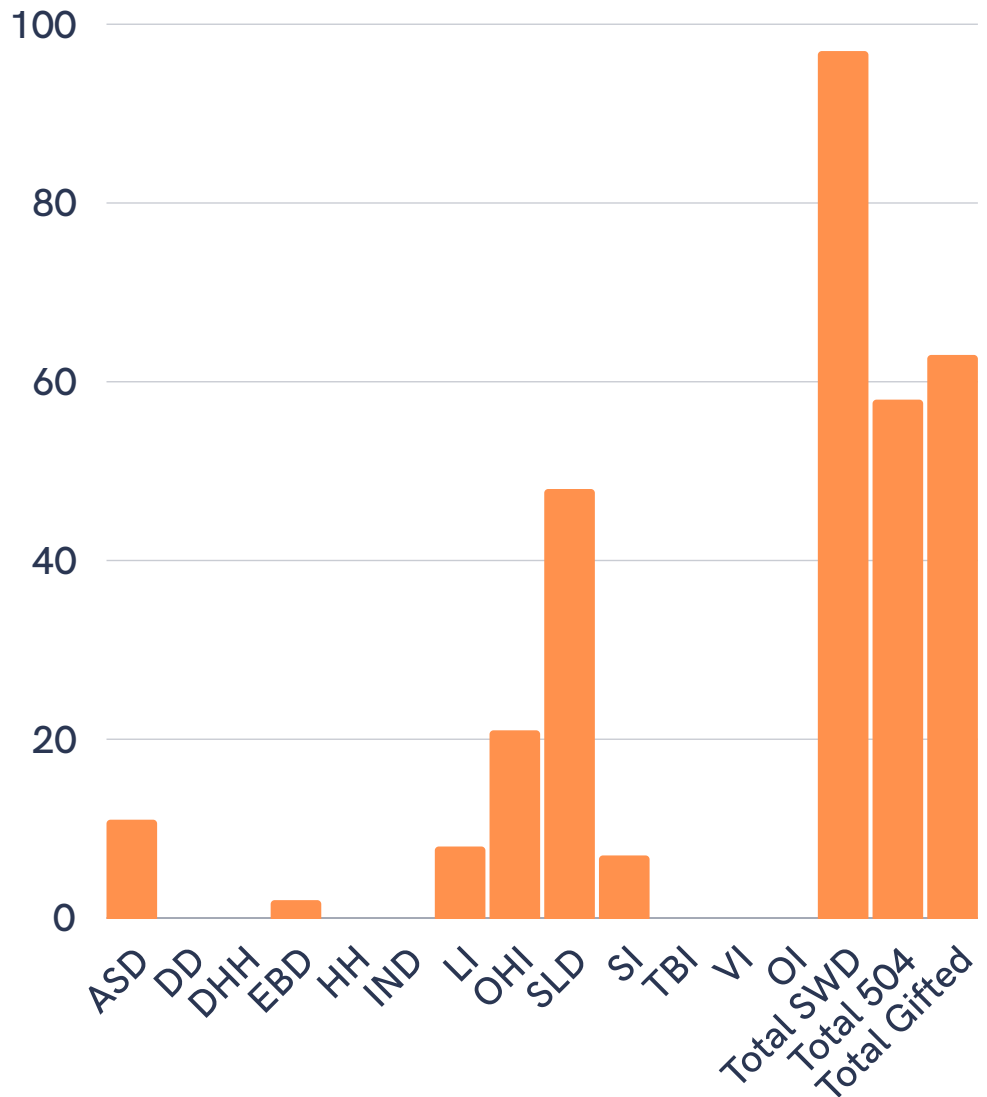
VI:0

OI:0

Total SWD:97

Total 504s:58

Total Gifted:63





BOK ACADEMY NORTH

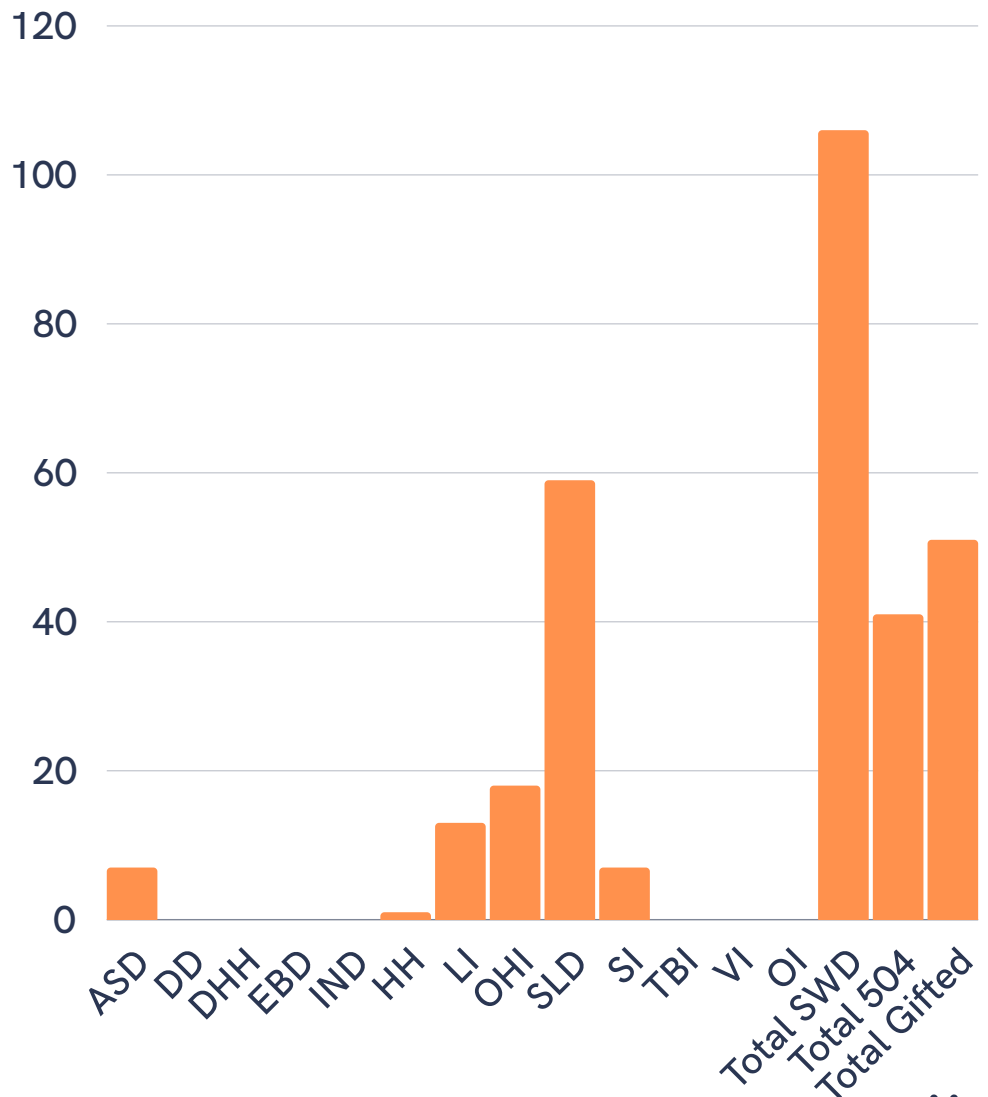
Total SWD Students:

Total Enrollment: 728

Percent of SWD: 15%

Primary Exceptionalities

-  ASD: 7
-  DD: 0
-  DHH: 0
-  EBD: 0
-  HH: 1
-  IND: 0
-  LI: 13
-  OHI: 18
-  SID: 59
-  SI: 7
-  TBI: 0
-  VI: 0
-  OI: 1
-  Total SWD: 106
-  Total 504s: 41
-  Total Gifted: 51





















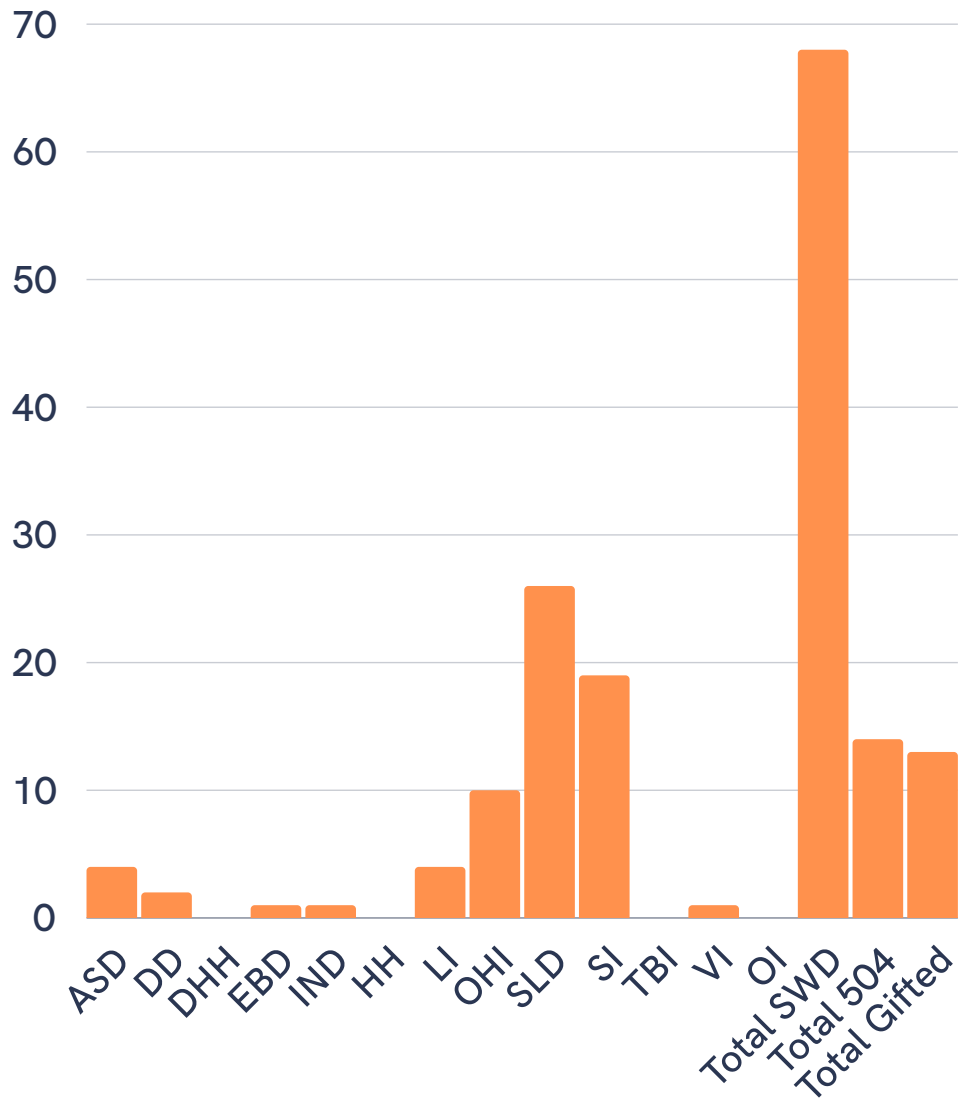
DALE R. FAIR BABSON PARK

Total SWD Students:

Total Enrollment: 454
Percent of SWD: 15%

Primary Exceptionalities

-  ASD:4
-  DD:2
-  DHH:0
-  EBD:1
-  HH:0
-  IND:1
-  LI:4
-  OHI:10
-  SID:26
-  SI:19
-  TBI:0
-  VI:1
-  OI:0
-  Total SWD:68
-  Total 504s:14
-  Total Gifted:13









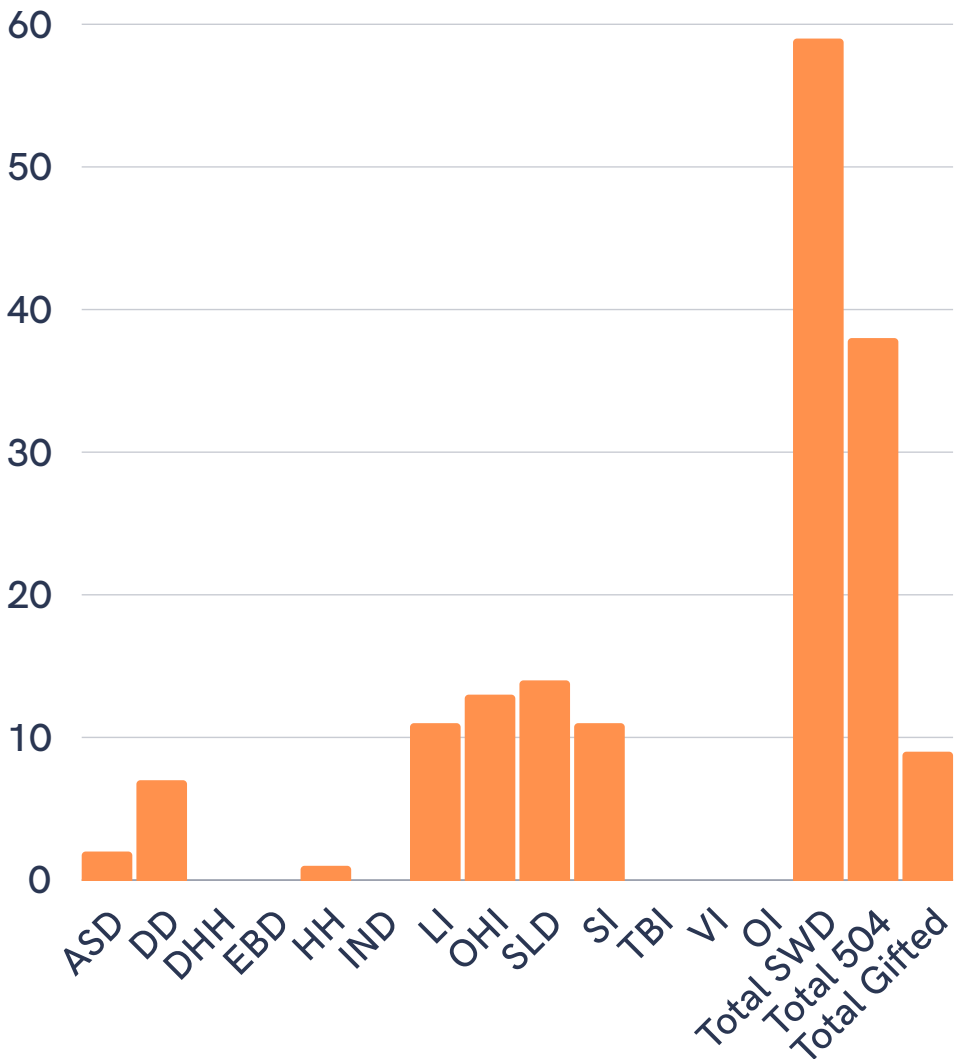
Total SWD Students:


HILLCREST

Total Enrollment: 667
Percent SWD: 9%

Primary Exceptionalities

-  ASD:2
-  DD:7
-  DHH:0
-  EBD:0
-  HH:1
-  IND:0
-  LI:11
-  OHI:13
-  SID:14
-  TBI:0
-  SI:11
-  VI:0
-  OI:0
-  Total SWD:59
-  Total 504s:38
- Total Gifted:9





Total SWD Students:

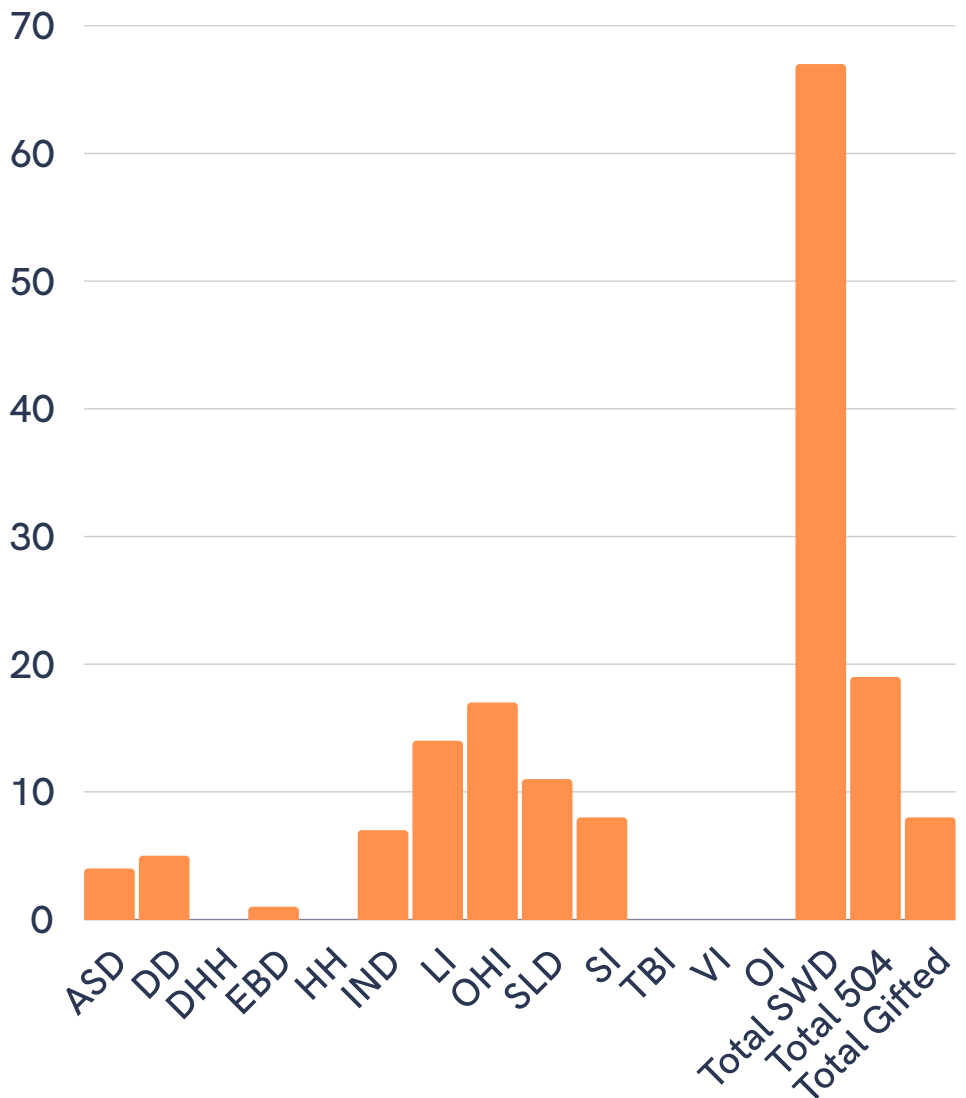
JANIE HOWARD WILSON

Total Enrollment: 462
Percent SWD: 15%

Primary Exceptionalities



- ASD :4
- DD:5
- DHH:0
- EBD: 1
- HH:0
- IND:7
- LI:14
- OHI:17
- SID:11
- SI:8
- TBI:0
- VI:0
- OI:0
- Total SWD:67
- Total 504s: 19
- Total Gifted:8





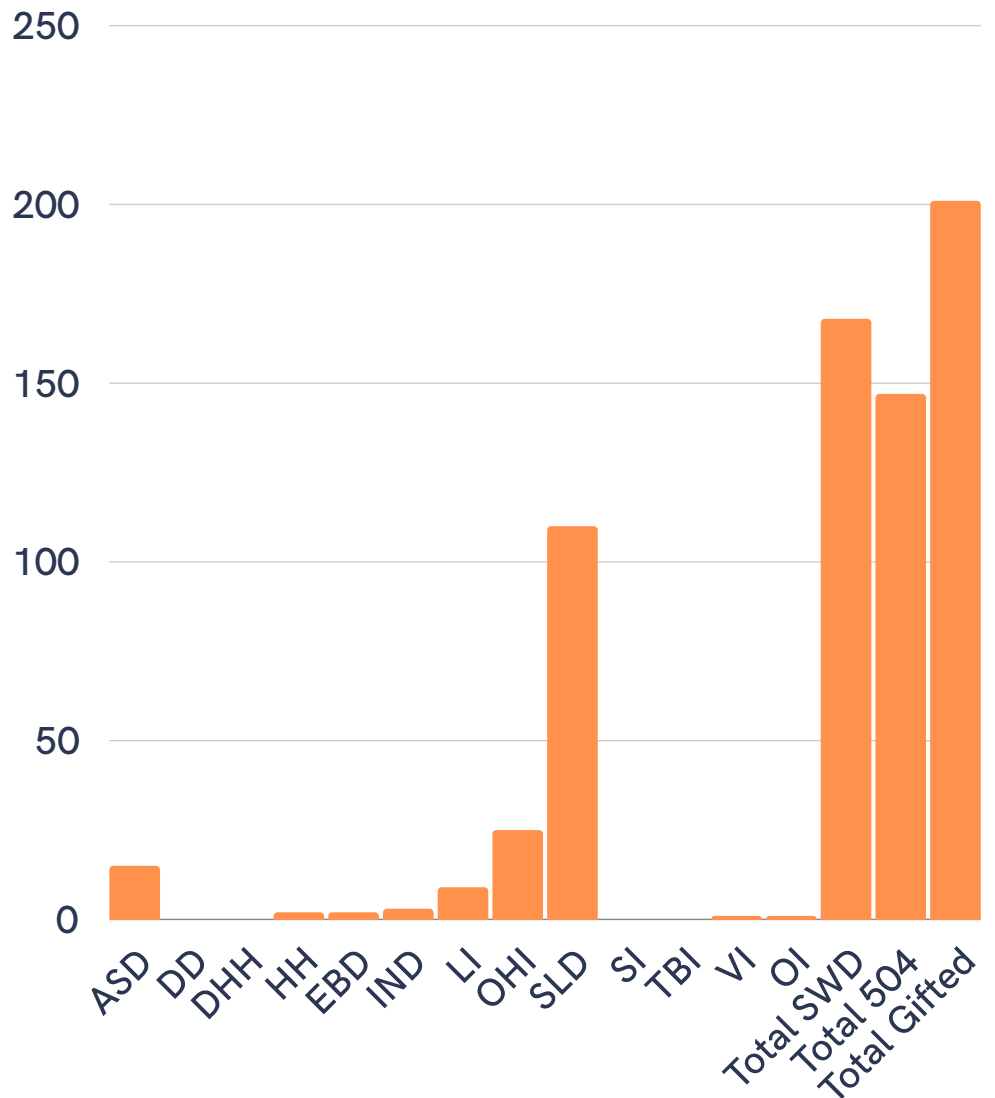
Total SWD Students:

LAKE WALES HIGH

Total Enrollment: 1,595
Percent SWD: 11%

Primary Exceptionalities

-  ASD:15
-  DD:0
-  DHH:0
-  EBD:2
-  HH: 2
-  IND:3
-  LI:9
-  OHI:25
-  SID:110
-  SI:0
-  TBI:0
-  VI:1
-  OI:1
-  Total SWD:168
-  Total 504s:147
- Total Gifted:201





















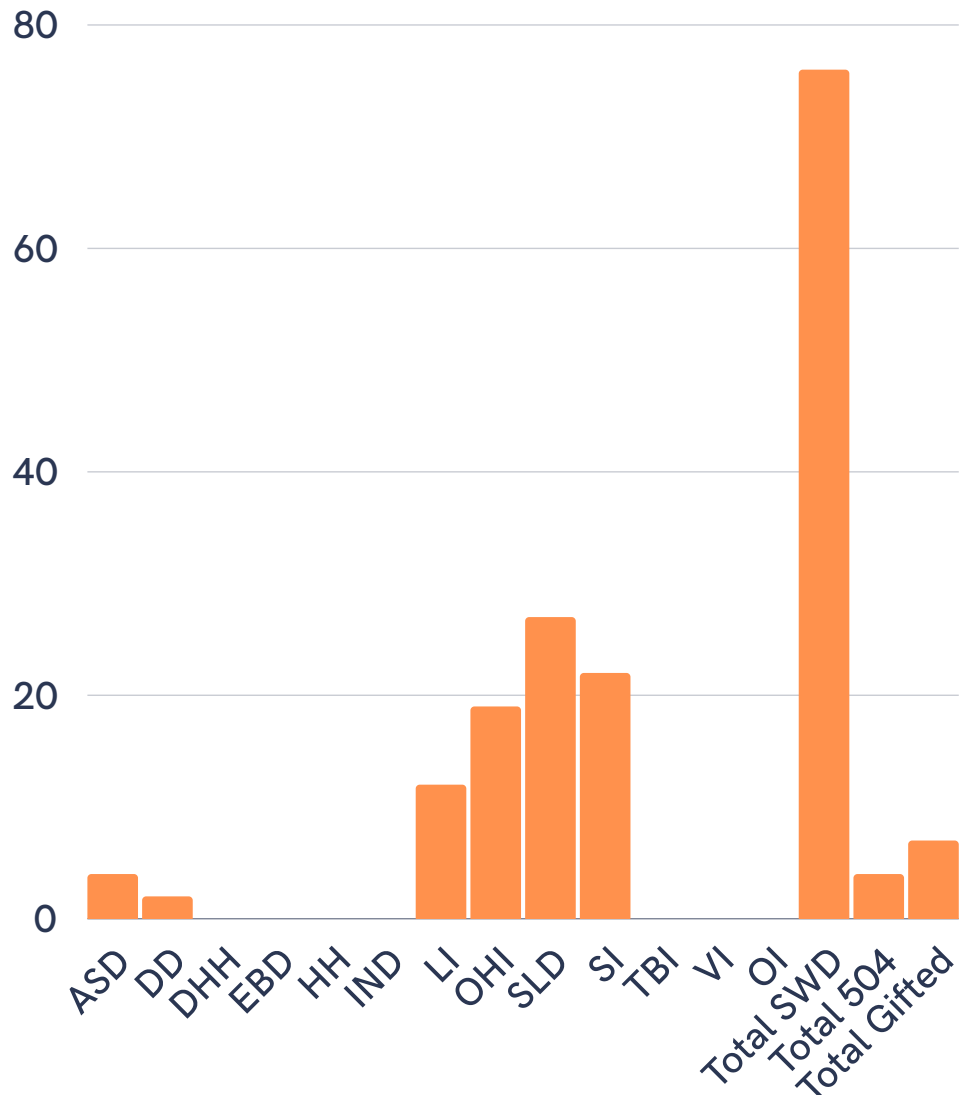
Total SWD Students:

POLK AVENUE

Total Enrollment:523
Percent SWD:15%

Primary Exceptionalities

-  ASD:4
-  DD:2
-  DHH:0
-  EBD:0
-  HH:0
-  IND:0
-  LI:12
-  OHI:9
-  SID:27
-  SI:22
-  TBI:0
-  VI:0
-  OI:0
-  Total SWD:76
-  Total 504s:4
-  Total Gifted:7



SUMMARY OF FINANCIAL SUPPORT FOR ESE STUDENTS

From July 1 2024 to June 30 2025



IDEA K-12: \$1,064,240.00

IDEA PK: \$12,564.00

Schools General Funds for ESE:
\$2,975,686.72

Total funds: \$ 4,052,490.72



SUMMARY OF ESE STUDENT AND DISTRICT PERFORMANCE

Annual Accountability Report from FLDOE (Lag data)
Current Rating: "Meets Requirement"

Strengths

- Participation rates for students with IEPs on state assessments
- Suspension and expulsion rates
- Educational environments
- Disproportionate representation
- Disproportionate representation of certain disabilities
- Child Find
- Secondary Transition
- Post school outcomes in all but one area

Areas for Improvement

- Graduation rate of students with IEPs
- Dropout rate of students with IEPs
- High School ELA/Reading
- High School Math
- 4th grade ELA/Reading
- 8th grade ELA/Reading
- 4th grade Math
- Post School Outcomes
- Increase parent involvement of DOE ESE parent surveys at all LWCS schools



ACTION/GOALS

for School Year 24-25

Lake Wales Charter Schools analyzes ESE student achievement data and LEA Accountability data to increase our outcomes. The following are goals set for our ESE Department for the 24-25 school year. This list of actions and goals is fluid. If more needs to be added or adjusted that will happen based on our data.



Write quality IEPs, data drives goals which drives services



Strengthen Orton Gillingham Reading Program for struggling readers



Graduation rate of ESE students



Decrease the dropout rate of ESE students



Increase ELA and Math proficiency of K-12 ESE students



Increase post secondary outcomes for high school students



Strengthen LWCS Support Facilitation Model in all schools



Maintain proper record retention of all ESE students



ESE share drive for each school administrative team & provide monthly coordinator trainings to build capacity



BPIE Support w/FDLRS



Provide Quarterly ESE Parent Involvement Council Meetings & increase ESE family involvement



ESE Teacher & Para trainings as a system



MOVING FORWARD TO MEET OUR GOALS!



QUESTIONS? CONTACT US.



JENNIFER
BARROW
ESE DIRECTOR

jennifer.barrow@lwcharterschools.com 863-679-6560