



Mrs. Connick's First Gator News
January 18, 2022
sconnick@mcpss.com

****Important Dates & Reminders****

****Upcoming Events and Reminders:**

***Friday, January 21st**- "Anything but a backpack" (Details were sent home on Remind)

***Thursday, January 27th**- 100th day of School (Students will be allowed to dress up like a "100" year old man or lady on that day.)

***Monday, February 14th**- Valentine's Day snack (I will send out more info, however we will be making "love boxes". If you want to get ahead of things and find a shoe box, tissue box or cereal box, that would be great.)

***February 28th-March 2nd**- Mardi Gras break (Students will be out Monday-Wednesday and return on Thursday, March 3rd.)

***Thursday, March 17th**- End of 3rd quarter

***Friday, March 18th**- Teacher Work Day (no school for students)

***Monday, March 21st**- 4th Quarter

.....

****Week at a Glance****

****Reading**- Ask & Answer questions, Identify character & Setting in a story, Make predictions. Identify Main Idea & details. Use illustrations to describe details. Recall the plot of a story. (beginning, middle, end)

****Language**- Prefixes cont.

****Spelling**- (i_e) bike, like, white, bite, lime, dime, time, nine, fine, mine

****Math**- Place Value (tens/ones)

****Social Studies**- Martin Luther King Jr.

****Red Words**: where, walk, find

Note:

**This newsletter has
been provided for
Spelling Words
and Red Words.**

Work for January 18th-21st

Subject	Tuesday	Wednesday	Thursday	Friday
Phonics	<p>**Write your spelling words 4x each using a different color crayon each time on the handwriting paper provided. *Blend each word.</p> <p>*Use your yellow crayon to underline the rule. (Long /i/ silent /e/).</p>	<p>**Review your long/i/ silent /e/ words. *Choose a way to exercise your words with someone in your house (Ex: march, cheerlead, karate, boogie). *Complete the long /i/ sort handout.</p>	<p>**Review your long/i/ silent /e/ words. *Choose a way to exercise your words with someone in your house (Ex: march, cheerlead, karate, boogie). *Choose 5 spelling words. Make a sentence with each one. Circle the word you used.</p>	<p>**Review your long/i/ silent /e/ words. *Choose a way to exercise your words with someone in your house (Ex: march, cheerlead, karate, boogie). *Choose 5 spelling words. Make a sentence with each one. Circle the word you used.</p>
Reading	<p>**Read the fluency story "Time to Pick up Together" with an adult. *Circle all of the long /i/ words in the story.</p>	<p>*Reread the fluency passage. *Circle the red words with a red crayon. *Make flashcards with your red words.</p>	<p>*Reread the fluency passage. (See how many words you can read in ONE minute.)</p>	<p>*Read the MLK "Studies Weekly" and complete the activities.</p>
Math	<p>**Complete the place value handout provided in your packet.</p>	<p>**Complete Math page 289- 290.</p>	<p>**Complete Math page 291-292.</p>	<p>*Complete the "Counting on" handout.</p>



Time to Pick Up Together

This spot has lots of trash. Let's pick it up together. Then it will look pretty.

This is a bit of a bike. No one can ride with it. It will fit in a wide bag.



I will fill this bag. I will pick up plates and cups tossed on the green grass. My bag is filled with trash.



This is a smashed kite. This is a white pipe. We should pick them up and toss them in the bag.



The trash is in a big pile. A truck will pick it up.

The truck will drive away.



This spot is pretty. Grass can grow. Kids can ride by the water. Good job, kids!

Tues _____

Wed _____

Thurs _____



Place Value: Teen Numbers

Name: _____ Date: _____

Directions: Write to tell how many tens and ones.

1. 17 is ____ ten and ____ ones.
2. 14 is ____ ten and ____ ones.
3. 12 is ____ ten and ____ ones.
4. 18 is ____ ten and ____ ones.
5. 13 is ____ ten and ____ ones.
6. 19 is ____ ten and ____ ones.

Directions: Write the number the blocks show.

7.



8.



9.



10.




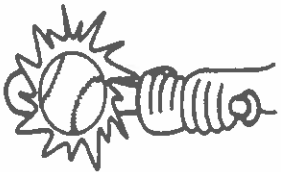


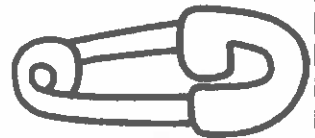


Picture Sort

Name: _____

Cut and paste the pictures below into the correct column based on the vowel sound.

long i

short i



Step It Out



- I** There are 5 children at the beach.
Each child picks up 10 shells.
How many shells do they
have altogether?

- A** Draw a quick picture to show
the problem.

_____ tens _____ ones



- B** Count by tens.

_____, _____, _____, _____, _____

- C** The children have _____ shells.

Check Understanding

Math
Board


Draw a quick picture to solve.

- I** Pete plants 10 seeds in each row.
There are 9 rows.
How many seeds does he plant?

_____ seeds



Write the number shown by the quick picture.



_____ tens _____ ones = _____

Name: _____

Date: _____

Capitalize It!

Directions: Read each sentence and correct the capitalization errors. Rewrite the sentence on the line.

1) i got a new bike

2) my bike is purple

3) i love my new bike

4) what color is your bike

Review

Vocabulary

Write vocabulary words to complete the sentences.

Vocabulary

ones

ten

1 I _____ is the same as 10 _____.

2 The number 15 has 15 _____.

3 The number 15 has 1 _____.

Concepts and Skills

4 Luis has 10 books. He gets 7 more books.
How many books does Luis have now?
Write the number three ways.

_____ + _____

_____ ten _____ ones

_____ books

5 Ava sees 8 horses by the barn and
5 horses by the fence. How many
horses does she see? Draw a
quick picture to show the number.

_____ horses

Counting On to 12

Circle the greater number. Count on to add.

$$\begin{array}{r} 1 \\ + 8 \\ \hline 9 \end{array}$$

$$\begin{array}{r} 9 \\ + 2 \\ \hline \end{array}$$

$$\begin{array}{r} 6 \\ + 3 \\ \hline \end{array}$$

$$\begin{array}{r} 3 \\ + 2 \\ \hline \end{array}$$

$$\begin{array}{r} 7 \\ + 1 \\ \hline \end{array}$$

$$\begin{array}{r} 9 \\ + 1 \\ \hline \end{array}$$

$$\begin{array}{r} 2 \\ + 4 \\ \hline \end{array}$$

$$\begin{array}{r} 8 \\ + 2 \\ \hline \end{array}$$

$$\begin{array}{r} 5 \\ + 3 \\ \hline \end{array}$$

$$\begin{array}{r} 9 \\ + 3 \\ \hline \end{array}$$

$$\begin{array}{r} 8 \\ + 3 \\ \hline \end{array}$$

$$\begin{array}{r} 3 \\ + 9 \\ \hline \end{array}$$

$$\begin{array}{r} 2 \\ + 5 \\ \hline \end{array}$$

$$\begin{array}{r} 3 \\ + 2 \\ \hline \end{array}$$

$$\begin{array}{r} 1 \\ + 9 \\ \hline \end{array}$$

$$4. \quad 2 + 7 = \underline{\quad} \quad 7 + 3 = \underline{\quad} \quad 8 + 2 = \underline{\quad}$$

$$5. \quad 5 + 2 = \underline{\quad} \quad 3 + 6 = \underline{\quad} \quad 2 + 3 = \underline{\quad}$$

$$6. \quad 3 + 9 = \underline{\quad} \quad 4 + 3 = \underline{\quad} \quad 1 + 7 = \underline{\quad}$$

Problem Solving

7. Martha had 5 dolls. She got 2 more. How many does she have in all? dolls

