

5x5 Performance Update


Presented by: Dr. Krista Herrera




Santa Maria Joint Union
HIGH SCHOOL DISTRICT




How was our performance for...



LEA
Suspension




English Learner
Progress




Graduation
Rates



11th Grade ELA
Literacy



College/Career
Indicators



11th Grade
Mathematics

Understanding the California 5x5 Performance Chart

Performance Levels by Color

Highest Performance

High Performance

Medium Performance

Low Performance

Lowest Performance

Side-by-Side Comparisons Made Easy!

Refer to the calendar icons aligned
with each corresponding color.



This icon
represents
the past
2023
performance
level.



This icon
represents
the current
2024
performance
level.



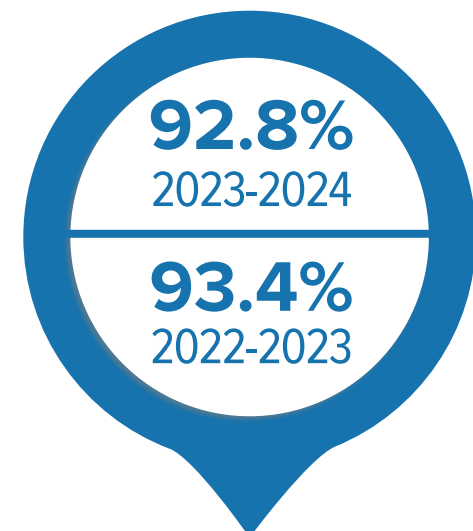
2024 Graduation Rate Indicator

GRADUATION RATES

COUNTY & STATE DATA FOR 2023-2024 RELEASED WITH CA DASHBOARD



SMJUHSD



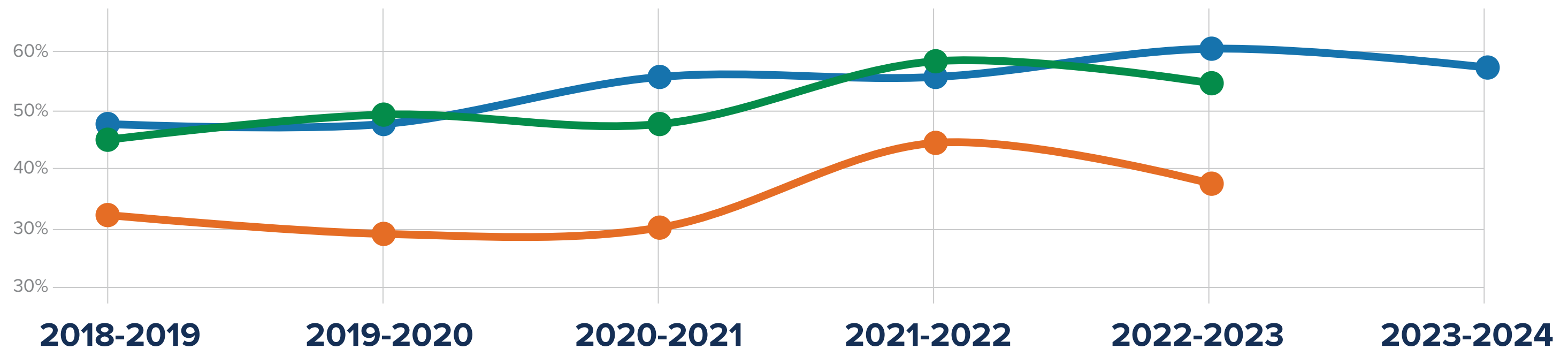
SMJUHSD



























COUNTY




STATE



Graduation Rate Indicator: SMJUHS
























Performance Level	Declined Significantly (by 5.1 p.pts or more)	Declined (by 1.0 p.pts to 5.0 p.pts)	Maintained (declined or increased by 0.9 p.pts or fewer)	Increased (by 1.0 p.pts to 4.9 p.pts)	Increased Significantly (by 5.0 p.pts or more)
Very High 95.0% or greater in Current Year	n/a				
High 90.5% to 94.9% in Current Year					
Medium 80% to 90.4% in Current Year					
Low 68.0% to 79.9% in Current Year					
Very Low 67.9% or less in Current Year					





2024 English Learner Progress Indicator

English Learner Progress Indicator: SMJUHSD

Performance Level	Declined Significantly (by 10.1 p.pts or more)	Declined (by 2.0 p.pts to 10 p.pts)	Maintained (declined or increased by 1.9 p.pts or fewer)	Increased (by 2.0 p.pts to 9.9 p.pts)	Increased Significantly (by 10.0 p.pts or more)
Very High 65.0% or greater in Current Year	n/a				
High 55.0% to 64.9% in Current Year	n/a				
Medium 45% to 54.9% in Current Year					
Low 35.0% to 44.9% in Current Year					
Very Low 34.9% or less in Current Year					



**CELEBRATED AS ONE OF THE
TOP 5 IN THE STATE!**



ELA

10.4%



MATH

3.0%



SCIENCE

6.5%

Congrats!



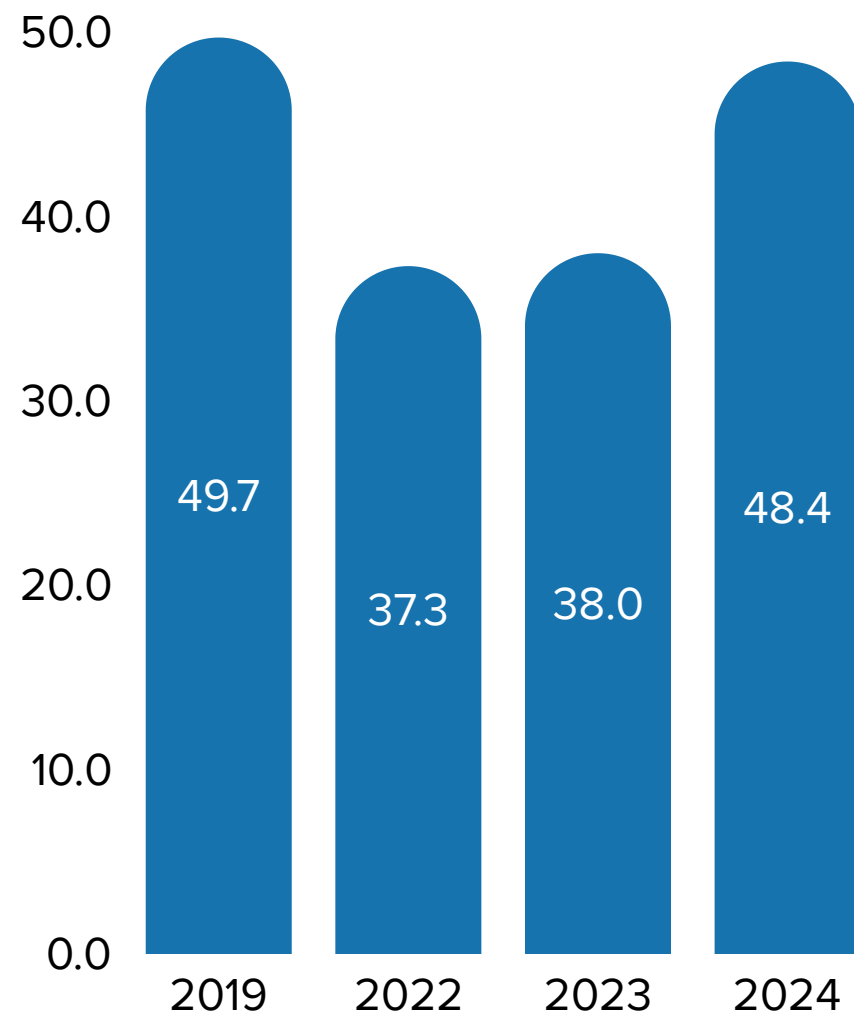
2024 English Language Arts/Literacy (Grade 11)

ELA

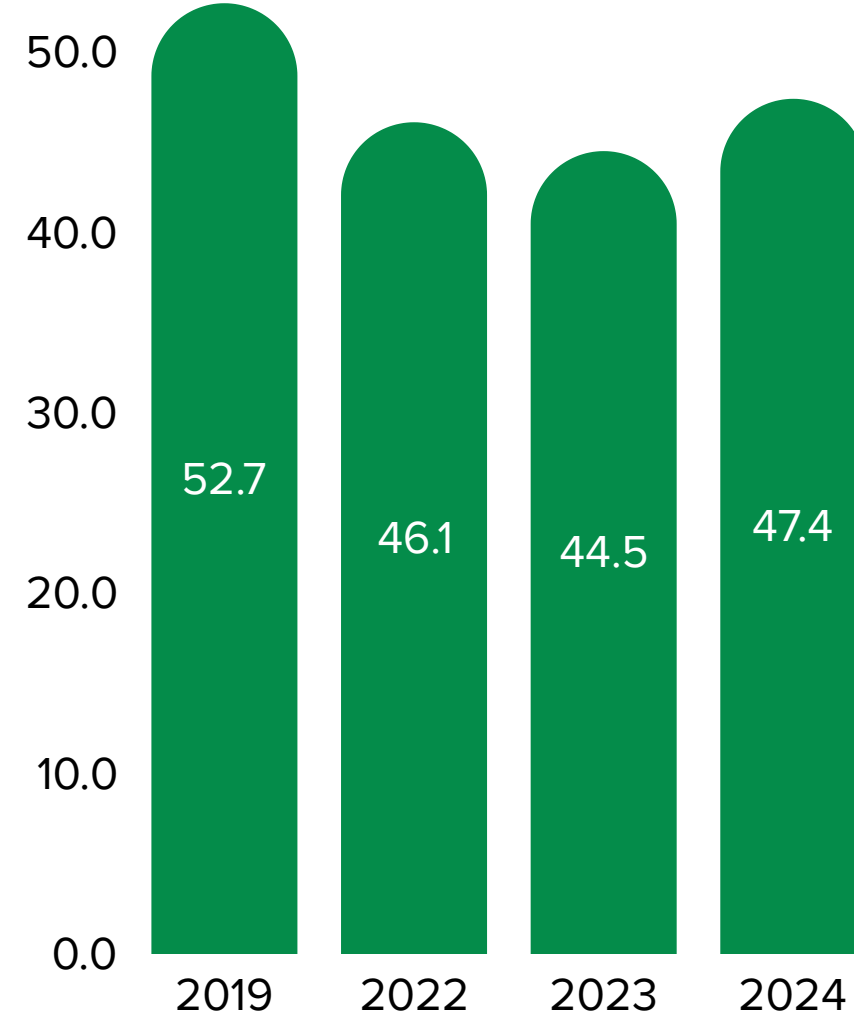
CAASPP PERCENTAGES



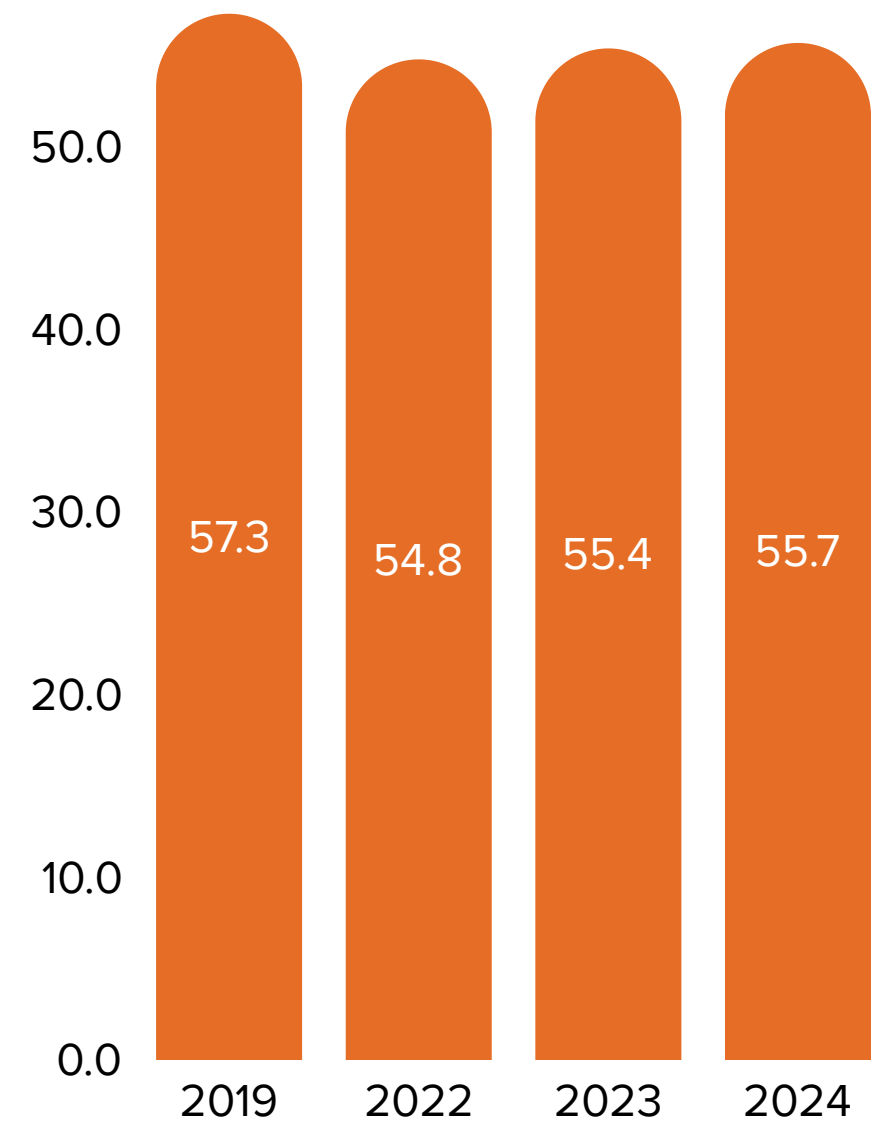
SMJUHSD



SMJUHSD






























COUNTY



STATE

English Language Arts/Literacy for Grade 11: SMJUHSD

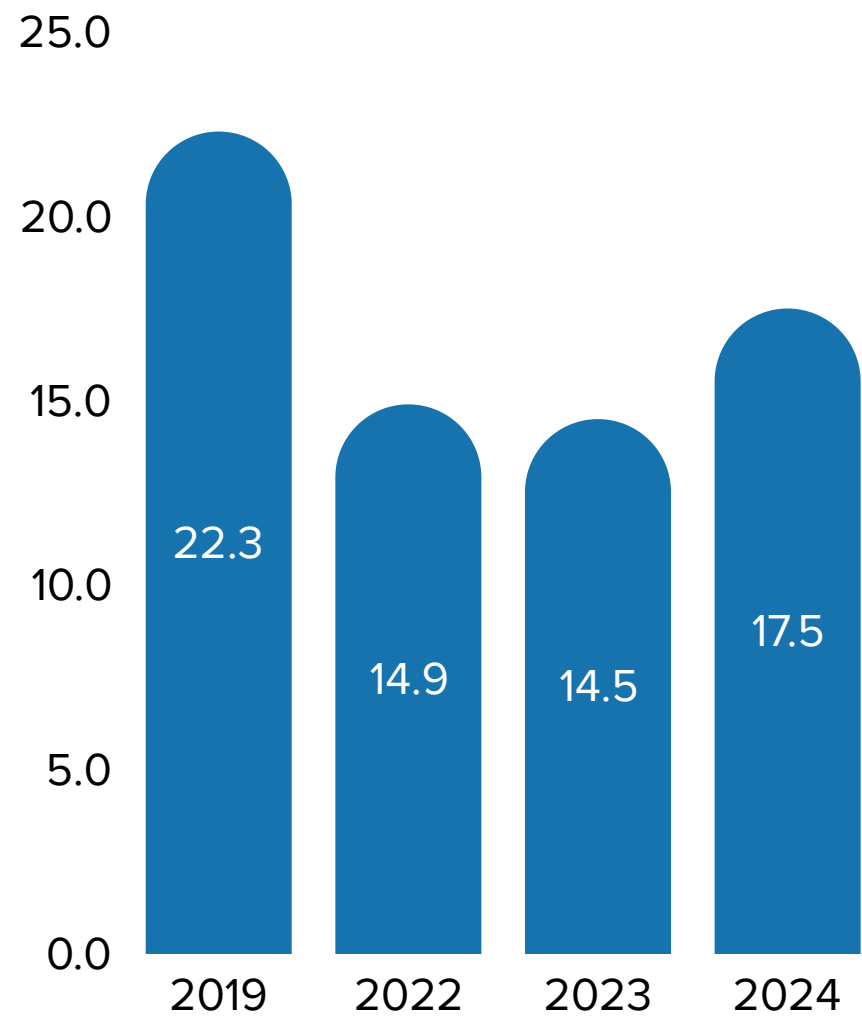
Performance Level	Declined Significantly (by 15.1 points or more)	Declined (by 3.0 to 15.0 points)	Maintained (declined or increased by 2.9 points or fewer)	Increased (by 3.0 to 14.9 points)	Increased Significantly (by 15.0 points or more)
Very High +75.0 points or more					 
High +30.0 to +74.9 points					
Medium 0.0 to +29.9 points					
Low -0.1 to -45.0 points					
Very Low -45.1 points or fewer					



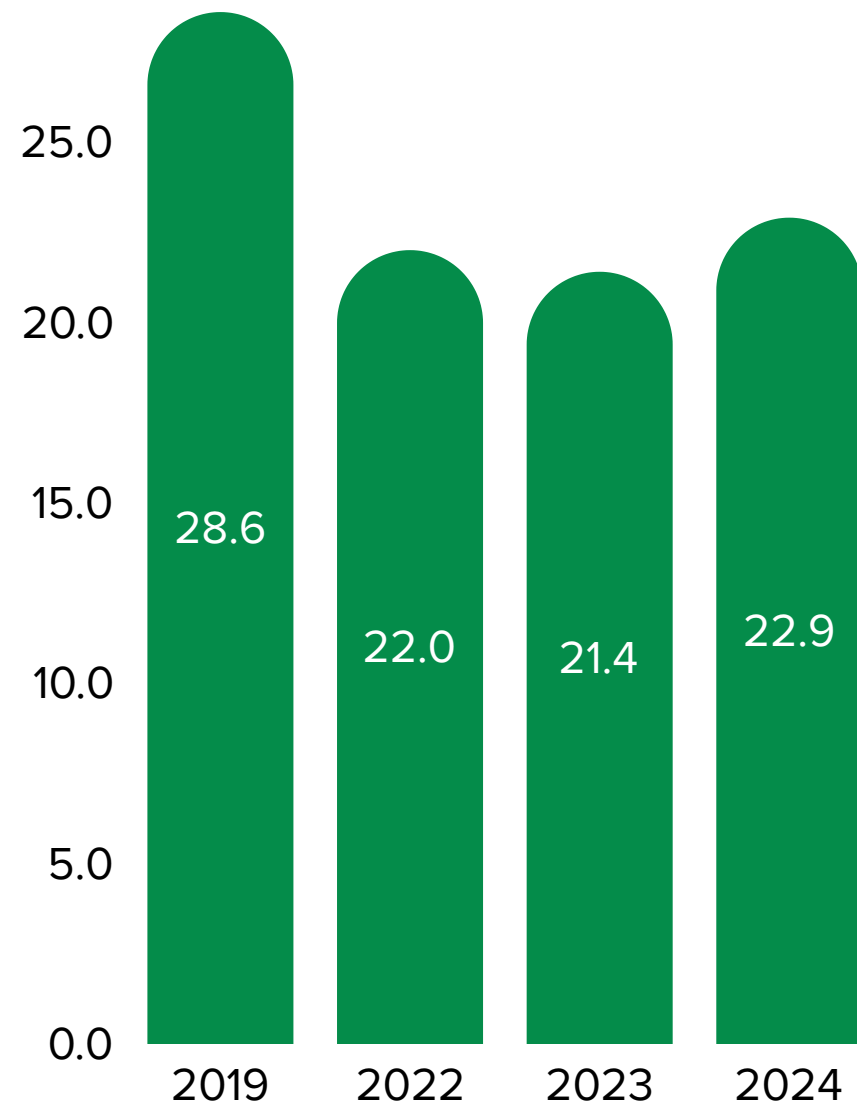
**2024 Mathematics (Grade 11)
for High School Sites**

MATH

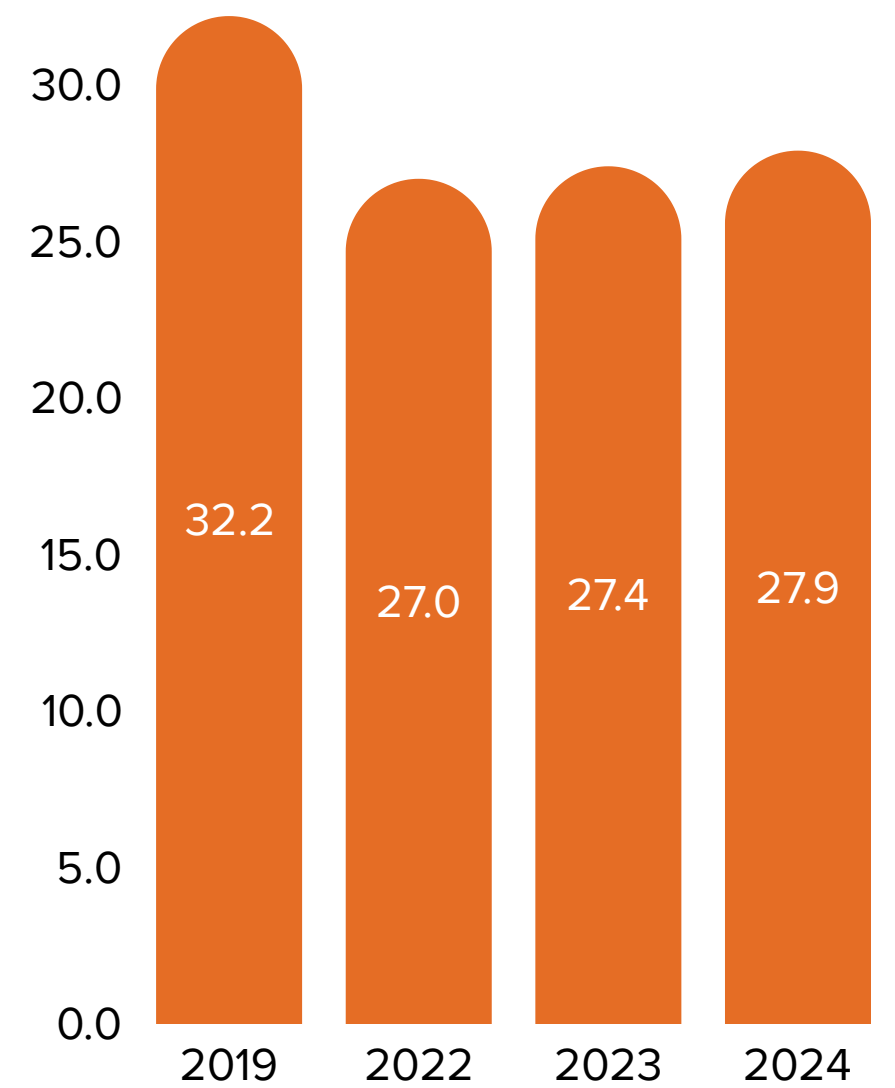
CAASPP PERCENTAGES



SMJUHSD



COUNTY




STATE

Mathematics for Grade 11: SMJUHSD



Performance Level	Declined Significantly (by 15.1 points or more)	Declined (by 3.0 to 15.0 points)	Maintained (declined or increased by 2.9 points or fewer)	Increased (by 3.0 to 14.9 points)	Increased Significantly (by 15.0 points or more)
Very High +25.0 points or more	Green	Green	Blue	Blue	Blue
High 0.0 to +24.9 points	Green	Green	Green	Green	Blue
Medium -0.1 to -60.0 points	Yellow	Yellow	Yellow	Green	Green
Low -60.1 to -115.0 points	Orange	Orange	Orange	Yellow	Yellow with 2024 calendar icon
Very Low -115.1 points or fewer	Red	Red	Red with 2023 calendar icon	Orange	Orange






2024 College/Career Indicator for High School Sites

College/Career Indicator: SMJUHSD

Performance Level	Declined Significantly (by 9.1 p.pts or more)	Declined (by 2.0 p.pts to 9.0 p.pts)	Maintained (declined or increased by 1.9 p.pts or less)	Increased (by 2.0 p.pts to 8.9 p.pts)	Increased Significantly (by 9.0 p.pts or more)
Very High 70.0 points or greater					
High 55.0 to 69.9 points					
Medium 35.0 to less than 54.9 points					
Low 10.0 to 34.9 points					
Very Low 9.9 points or lower					






2024 LEA Suspension

LEA Suspension: SMJUHS

Performance Level	Increased Significantly (by 3.1 p.pts or more)	Increased (by 0.5 p.pts to 3.0 p.pts)	Maintained (declined or increased by 0.4 p.pts or fewer)	Declined (by 0.5 p.pts to 2.9 p.pts)	Declined Significantly (by 3.0 p.pts or more)
Very Low 1.5% or less in Current Year	n/a				
Low 1.6% to 3.5% in Current Year					
Medium 3.6% to 6.0% in Current Year		2023	2024		
High 6.1% to 9.0% in Current Year					
Very High 9.1% or greater in Current Year					





Thank you!



**Santa Maria Joint Union
HIGH SCHOOL DISTRICT**