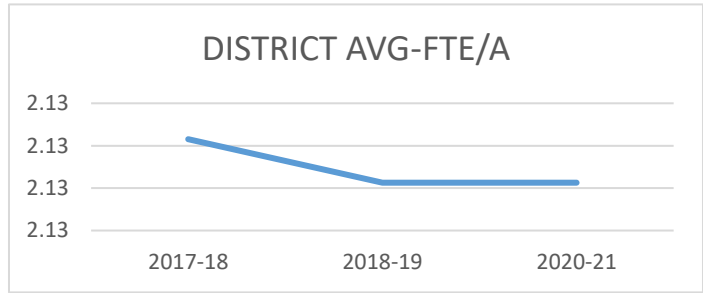


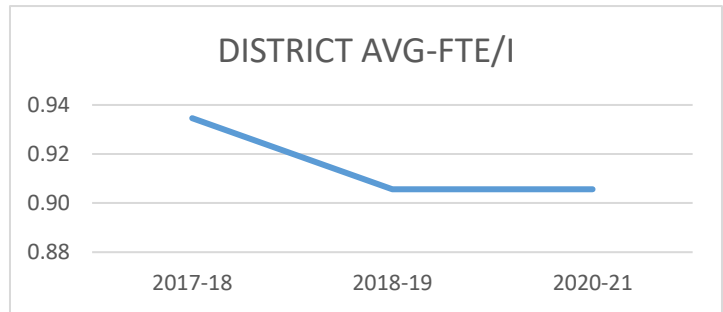
# GADSDEN COUNTY SCHOOL DISTRICT

## CROSSROAD ACADEMY CHARTER SCHOOL

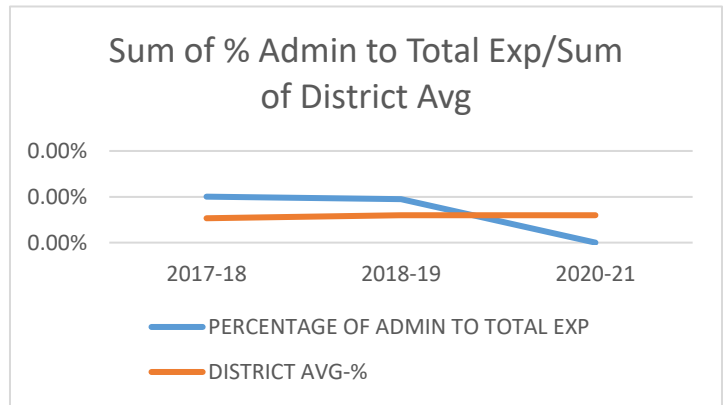
YEAR	DISTRICT AVG-FTE/A
2017-18	2.13
2018-19	2.13
2020-21	2.13
	6.39



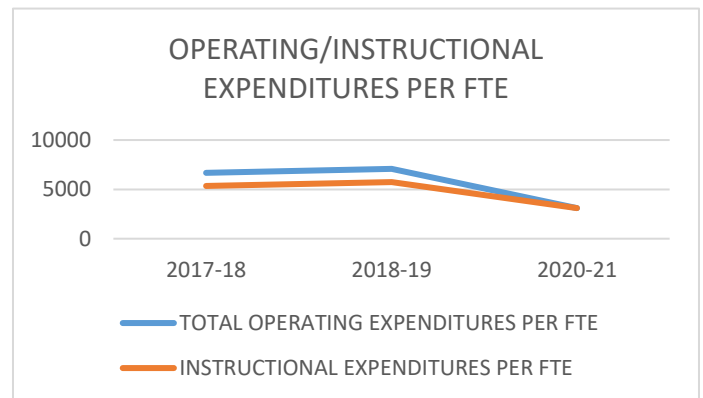
YEAR	DISTRICT AVG-FTE/I
2017-18	0.93
2018-19	0.91
2020-21	0.91
	2.75



YEAR	PERCENTAGE OF ADMIN TO TOTAL EXP	DISTRICT AVG-%
2017-18	0.00%	0.000011
2018-19	0.00%	0.000012
2020-21	0.00%	0.000012
	0.00%	0.000035

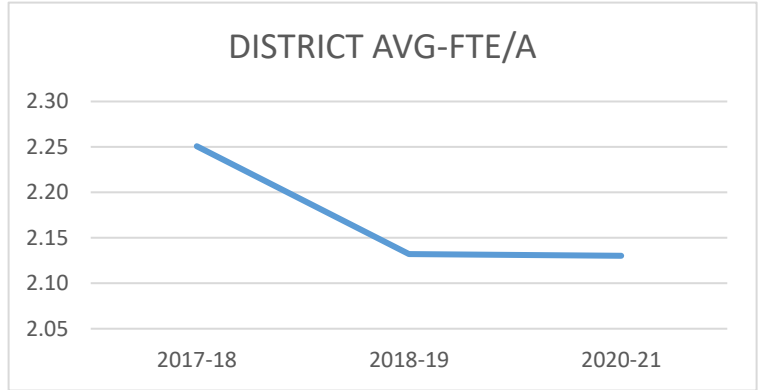


YEAR	TOTAL OPERATING EXPENDITURES PER FTE	INSTRUCTIONAL EXPENDITURES PER FTE
2017-18	6669	5331
2018-19	7077	5737
2020-21	3098	3098

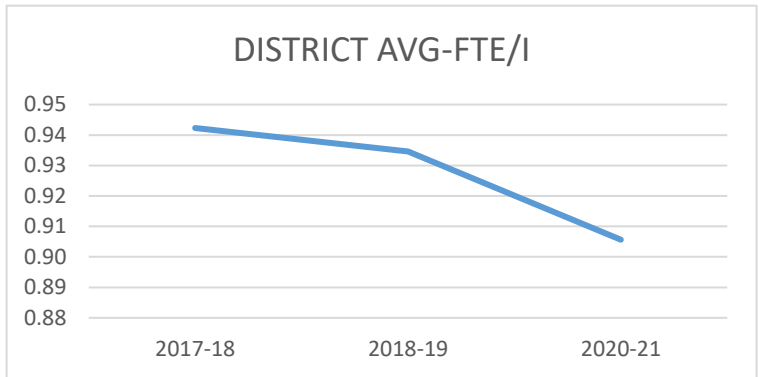


**GADSDEN COUNTY SCHOOL DISTRICT**  
**CHATTAHOOCHEE ELEMENTARY SCHOOL**

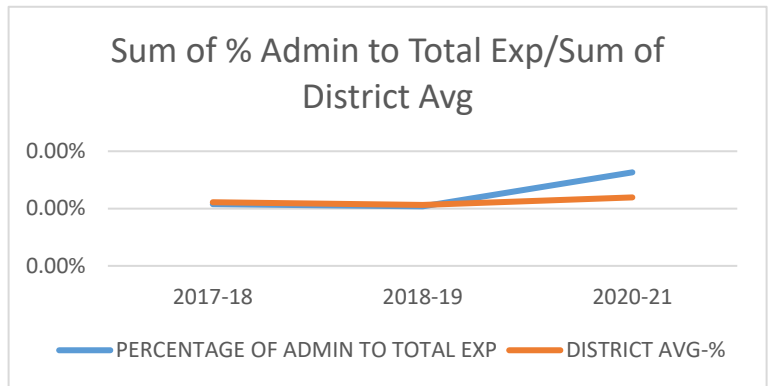
YEAR	DISTRICT AVG- FTE/A
2017-18	2.25
2018-19	2.13
2020-21	2.13
	6.51



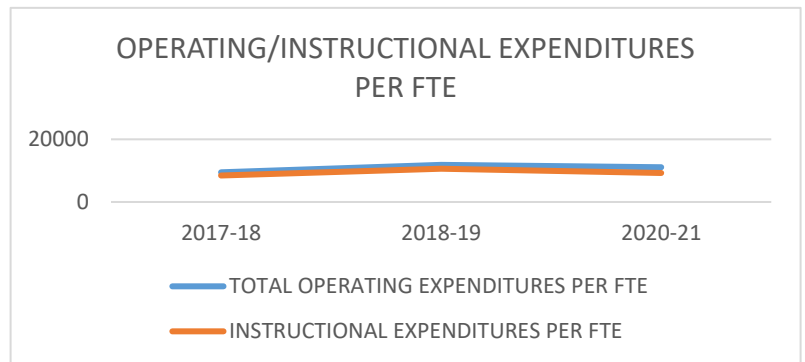
YEAR	DISTRICT AVG- FTE/I
2017-18	0.94
2018-19	0.93
2020-21	0.91
	2.78



YEAR	PERCENTAGE OF ADMIN TO TOTAL EXP	DISTRICT AVG-%
2017-18	0.00%	0.000011
2018-19	0.00%	0.000011
2020-21	0.00%	0.000012
	0.00%	0.000034



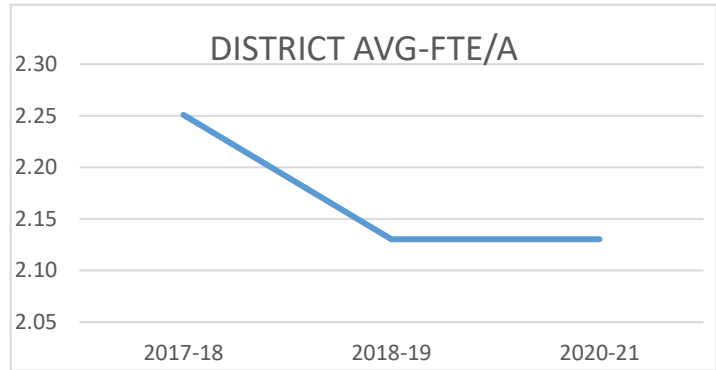
YEAR	TOTAL OPERATING EXPENDITURES PER FTE	INSTRUCTIONAL EXPENDITURES PER FTE
2017-18	9470	8448
2018-19	11847	10615
2020-21	11058	9253



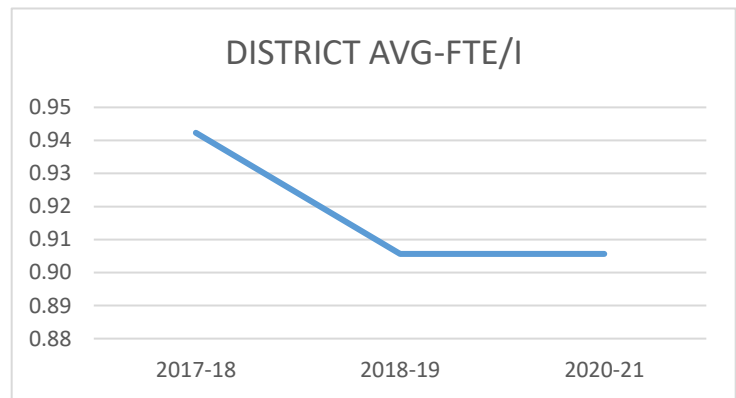
# GADSDEN COUNTY SCHOOL DISTRICT

## CARTER PARRAMORE ACADEMY

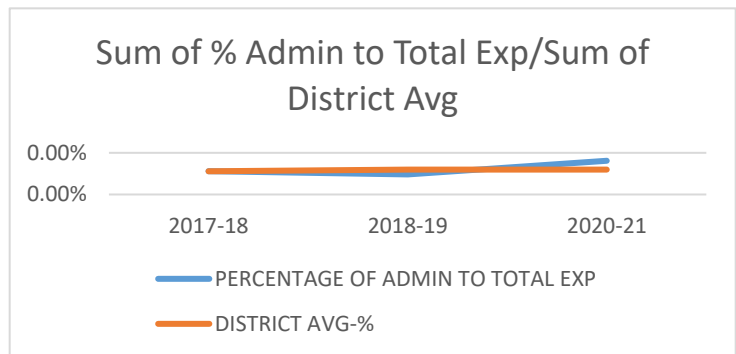
YEAR	DISTRICT AVG-FTE/A
2017-18	2.25
2018-19	2.13
2020-21	2.13
	6.51



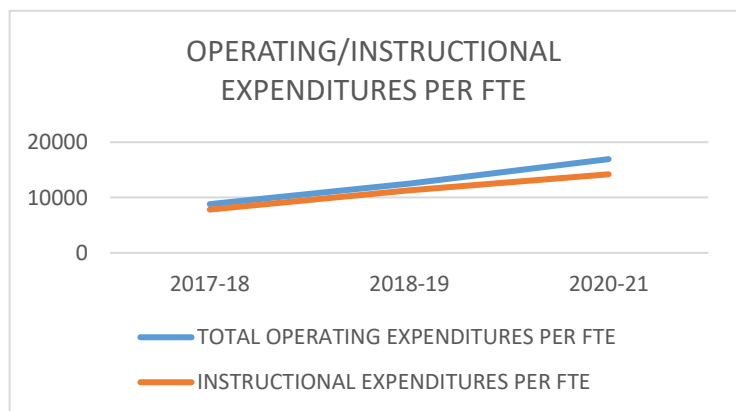
YEAR	DISTRICT AVG-FTE/I
2017-18	0.94
2018-19	0.91
2020-21	0.91
	2.75



YEAR	PERCENTAGE OF ADMIN TO TOTAL EXP	DISTRICT AVG-%
2017-18	0.00%	0.000011
2018-19	0.00%	0.000012
2020-21	0.00%	0.000012
		0.000035



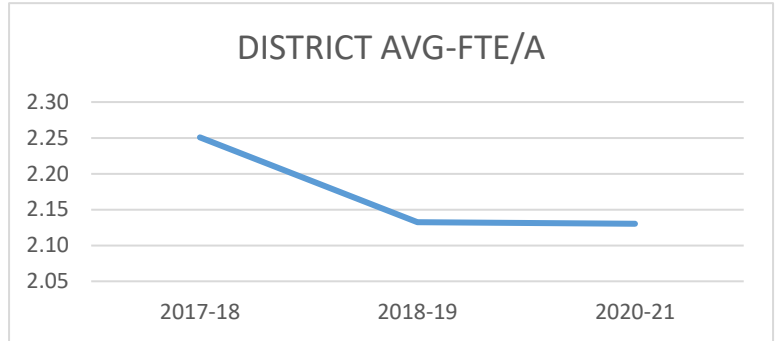
YEAR	TOTAL OPERATING EXPENDITURES PER FTE	INSTRUCTIONAL EXPENDITURES PER FTE
2017-18	8811	7829
2018-19	12536	11329
2020-21	16946	14204



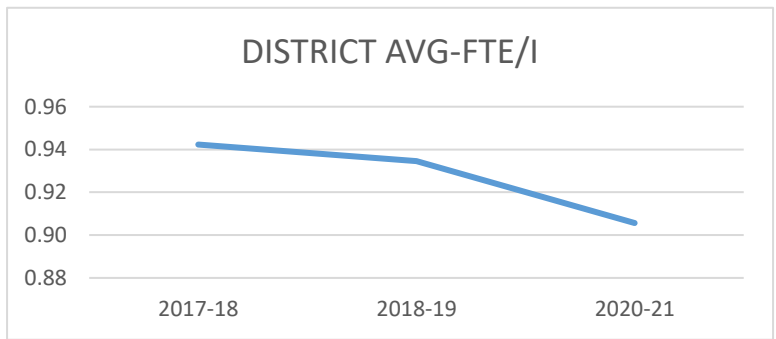
# GADSDEN COUNTY SCHOOL DISTRICT

## GREENSBORO ELEMENTARY SCHOOL

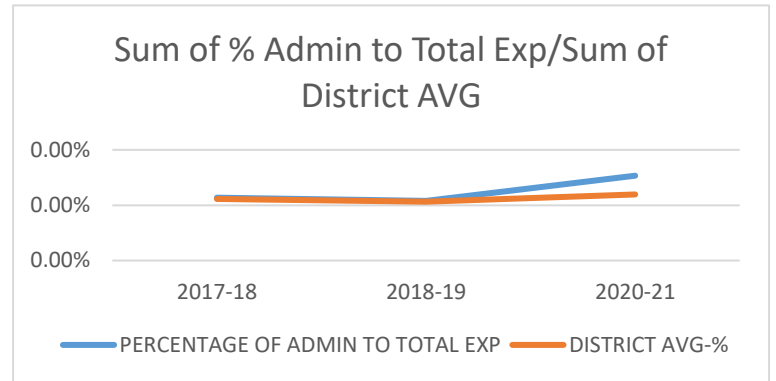
YEAR	DISTRICT AVG-FTE/A
2017-18	2.25
2018-19	2.13
2020-21	2.13
	6.51



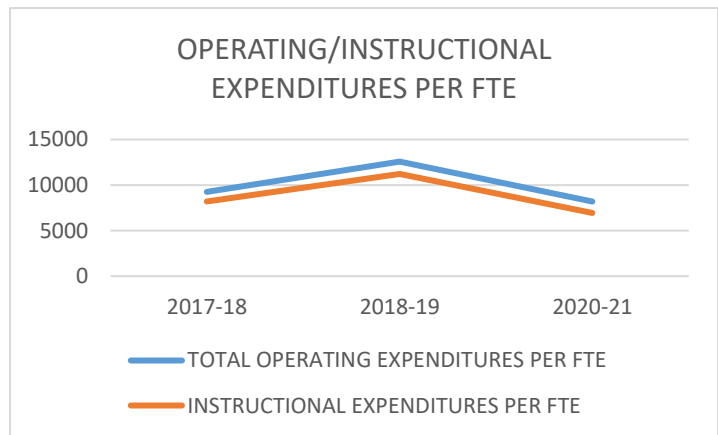
YEAR	DISTRICT AVG-FTE/I
2017-18	0.94
2018-19	0.93
2020-21	0.91
	2.78



YEAR	PERCENTAGE OF ADMIN TO TOTAL EXP	DISTRICT AVG-%
2017-18	0.00%	0.000011
2018-19	0.00%	0.000011
2020-21	0.00%	0.000012
	0.00%	0.000034

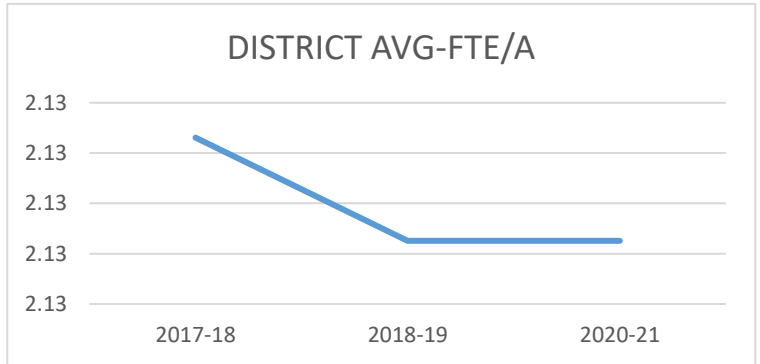


YEAR	TOTAL OPERATING EXPENDITURES PER FTE	INSTRUCTIONAL EXPENDITURES PER FTE
2017-18	9241	8190
2018-19	12571	11216
2020-21	8189	6934

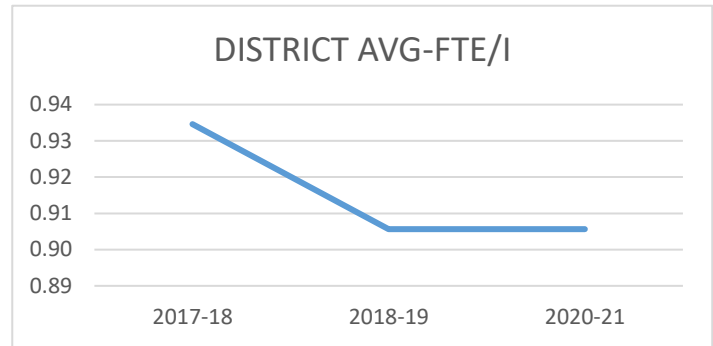


**GADSDEN COUNTY SCHOOL DISTRICT**  
GADSDEN CENTRAL ACADEMY

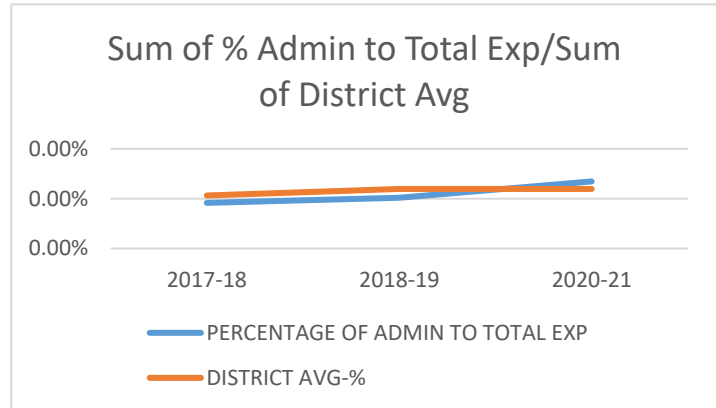
YEAR	DISTRICT AVG-FTE/A
2017-18	2.13
2018-19	2.13
2020-21	2.13
	6.39



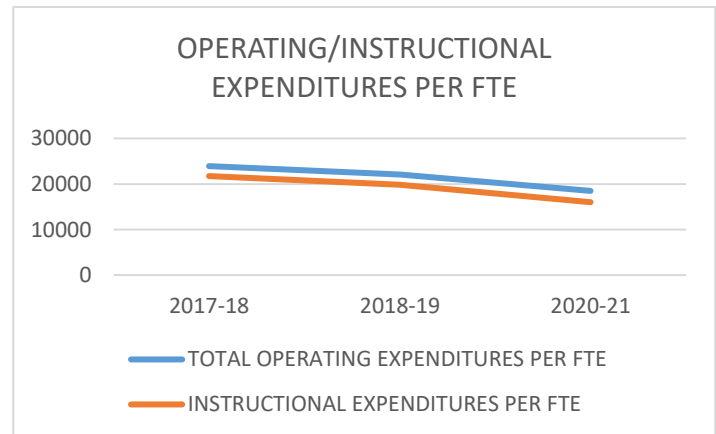
YEAR	DISTRICT AVG-FTE/I
2017-18	0.93
2018-19	0.91
2020-21	0.91
	2.75



YEAR	PERCENTAGE OF ADMIN TO TOTAL EXP	DISTRICT AVG-%
2017-18	0.00%	0.000011
2018-19	0.00%	0.000012
2020-21	0.00%	0.000012
	0.00%	0.000035



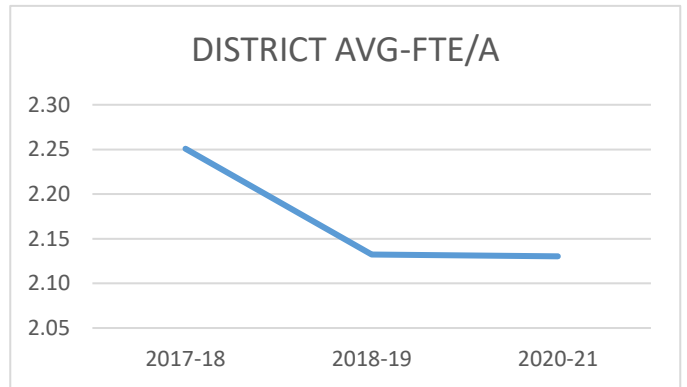
YEAR	TOTAL OPERATING EXPENDITURES PER FTE	INSTRUCTIONAL EXPENDITURES PER FTE
2017-18	23917	21729
2018-19	22094	19840
2020-21	18483	15997



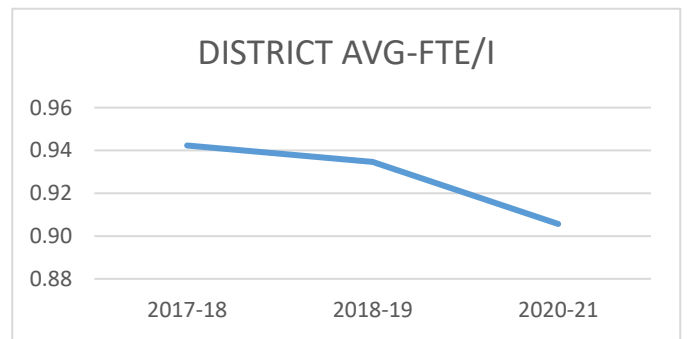
# GADSDEN COUNTY SCHOOL DISTRICT

## GADSDEN COUNTY HIGH SCHOOL

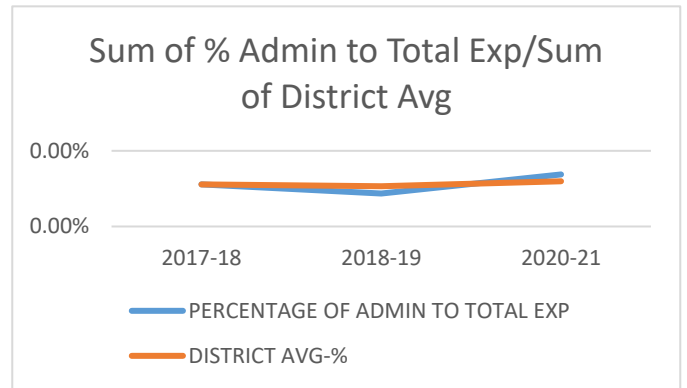
YEAR	DISTRICT AVG-FTE/A
2017-18	2.25
2018-19	2.13
2020-21	2.13
	6.51



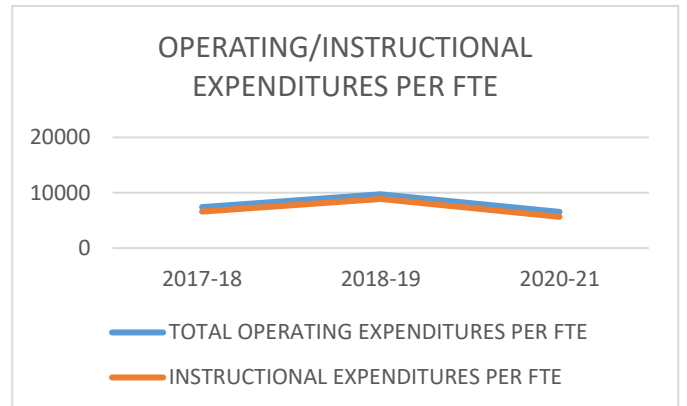
YEAR	DISTRICT AVG-FTE/I
2017-18	0.94
2018-19	0.93
2020-21	0.91
	2.78



YEAR	PERCENTAGE OF ADMIN TO TOTAL EXP	DISTRICT AVG-%
2017-18	0.00%	0.000011
2018-19	0.00%	0.000011
2020-21	0.00%	0.000012
	0.00%	0.000034



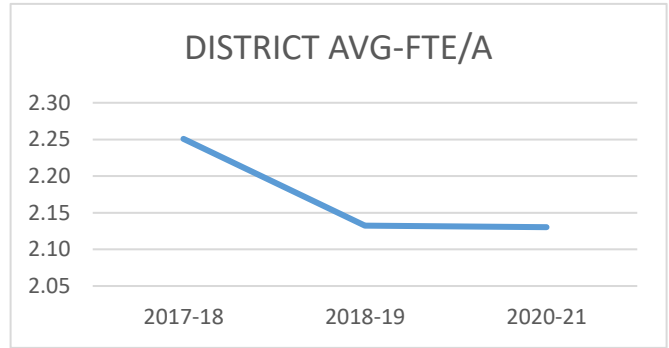
YEAR	TOTAL OPERATING EXPENDITURES PER FTE	INSTRUCTIONAL EXPENDITURES PER FTE
2017-18	7393	6567
2018-19	9718	8871
2020-21	6543	5643



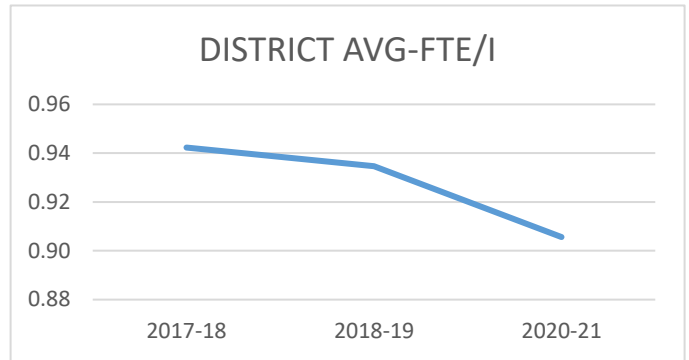
# GADSDEN COUNTY SCHOOL DISTRICT

## GADSDEN ELEMENTARY MAGNET SCHOOL

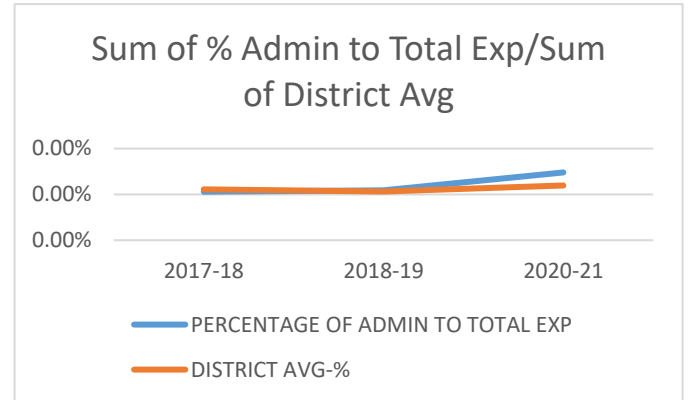
YEAR	DISTRICT AVG-FTE/A
2017-18	2.25
2018-19	2.13
2020-21	2.13
	6.51



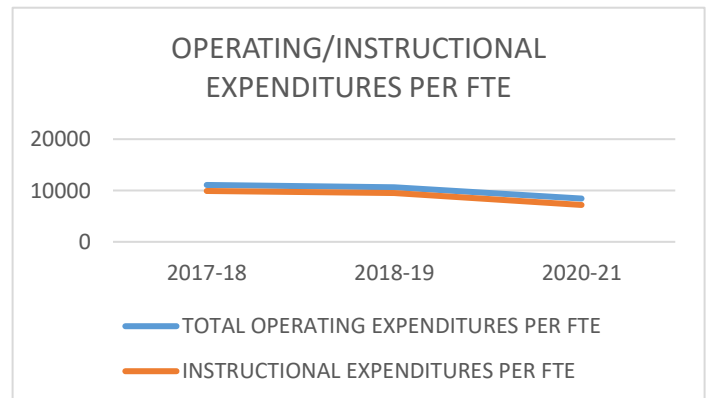
YEAR	DISTRICT AVG-FTE/I
2017-18	0.94
2018-19	0.93
2020-21	0.91
	2.78



YEAR	PERCENTAGE OF ADMIN TO TOTAL EXP	DISTRICT AVG-%
2017-18	0.00%	0.000011
2018-19	0.00%	0.000011
2020-21	0.00%	0.000012
	0.00%	0.000034



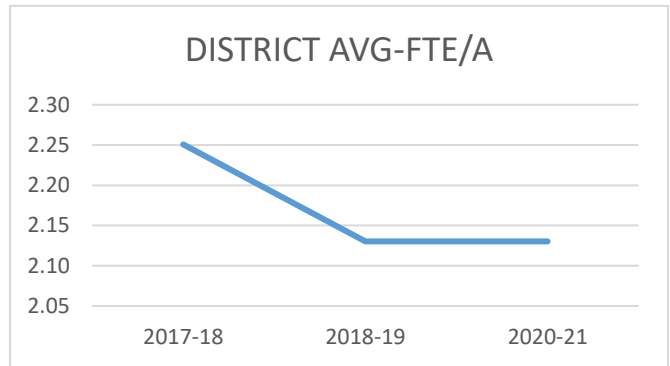
YEAR	TOTAL OPERATING EXPENDITURES PER FTE	INSTRUCTIONAL EXPENDITURES PER FTE
2017-18	11080	9907
2018-19	10651	9489
2020-21	8433	7186



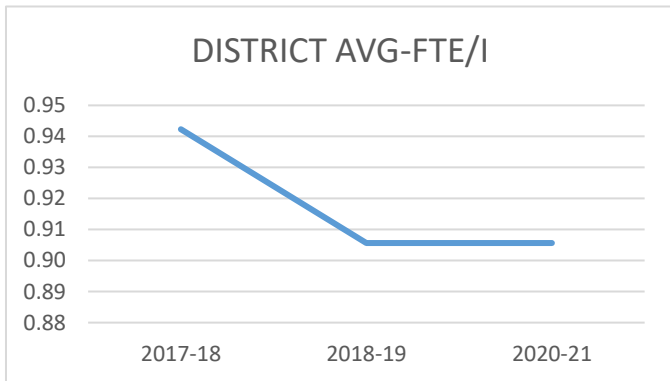
# GADSDEN COUNTY SCHOOL DISTRICT

## GADSDEN TECHNICAL COLLEGE

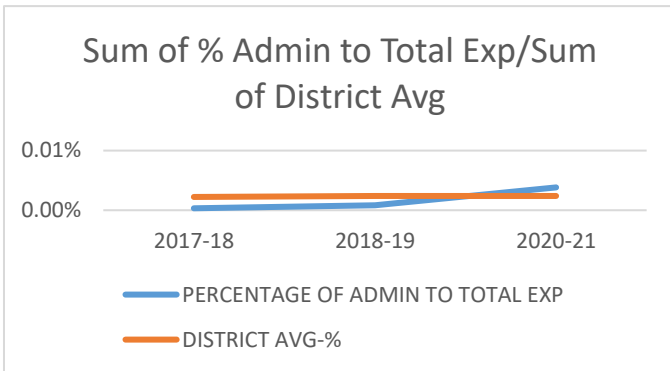
YEAR	DISTRICT AVG-FTE/A
2017-18	2.25
2018-19	2.13
2020-21	2.13
	6.51



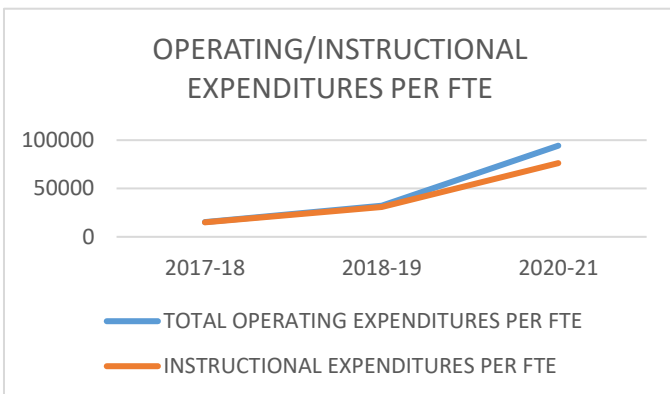
YEAR	DISTRICT AVG-FTE/I
2017-18	0.94
2018-19	0.91
2020-21	0.91
	2.75



YEAR	PERCENTAGE OF ADMIN TO TOTAL EXP	DISTRICT AVG-%
2017-18	0.00%	0.000011
2018-19	0.00%	0.000012
2020-21	0.00%	0.000012
	0.00%	0.000035



YEAR	TOTAL OPERATING EXPENDITURES PER FTE	INSTRUCTIONAL EXPENDITURES PER FTE
2017-18	15273	15023
2018-19	32078	30743
2020-21	94301	76267

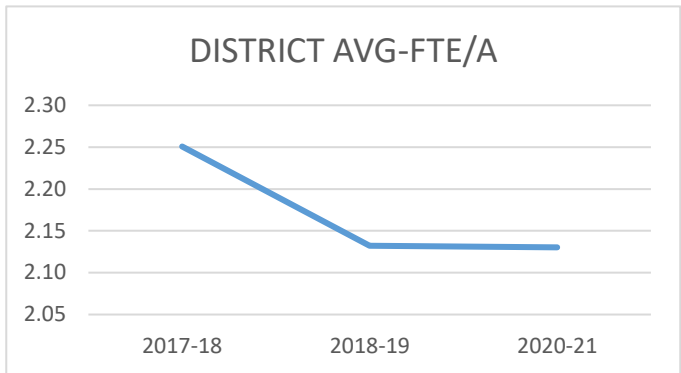




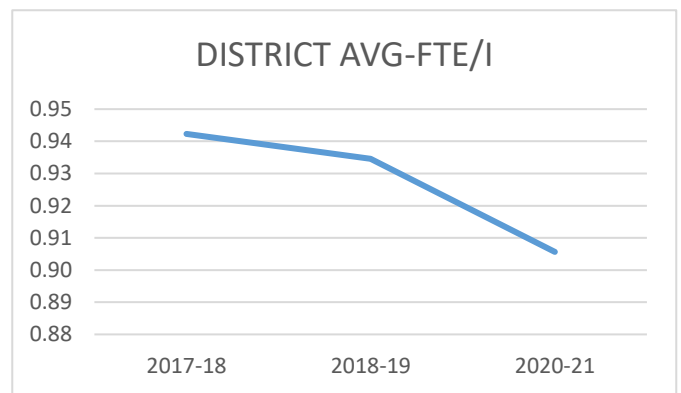
# GADSDEN COUNTY SCHOOL DISTRICT

GEORGE W. MUNROE ELEMENTARY SCHOOL

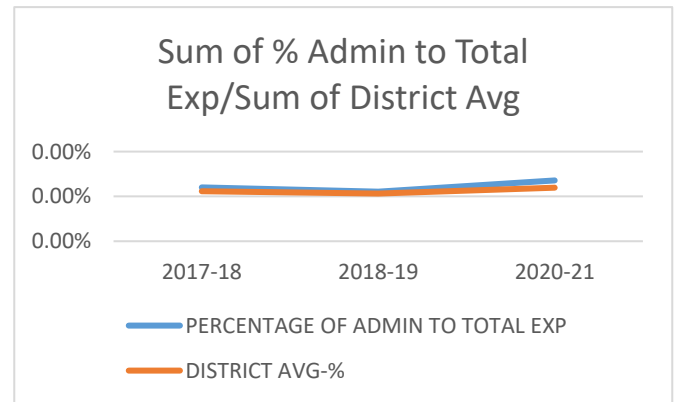
YEAR	DISTRICT AVG-FTE/A
2017-18	2.25
2018-19	2.13
2020-21	2.13
	6.51



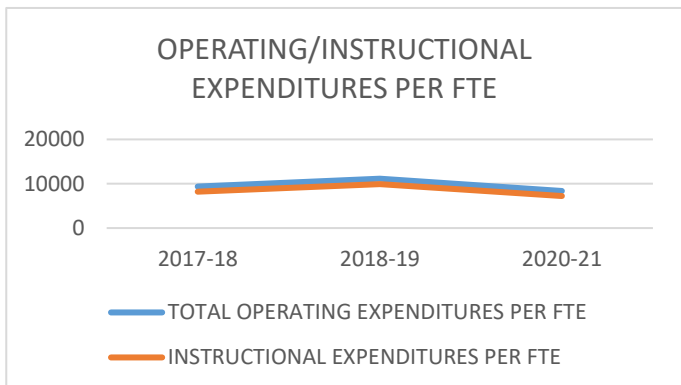
YEAR	DISTRICT AVG-FTE/I
2017-18	0.94
2018-19	0.93
2020-21	0.91
	2.78



YEAR	PERCENTAGE OF ADMIN TO TOTAL EXP	DISTRICT AVG-%
2017-18	0.00%	0.000011
2018-19	0.00%	0.000011
2020-21	0.00%	0.000012
	0.00%	0.000034

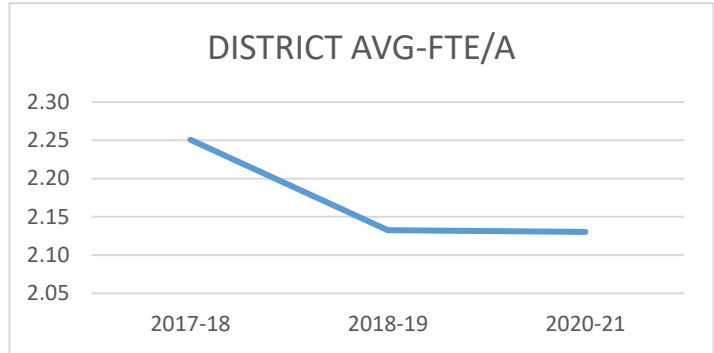


YEAR	TOTAL OPERATING EXPENDITURES PER FTE	INSTRUCTIONAL EXPENDITURES PER FTE
2017-18	9336	8215
2018-19	11143	9911
2020-21	8366	7231

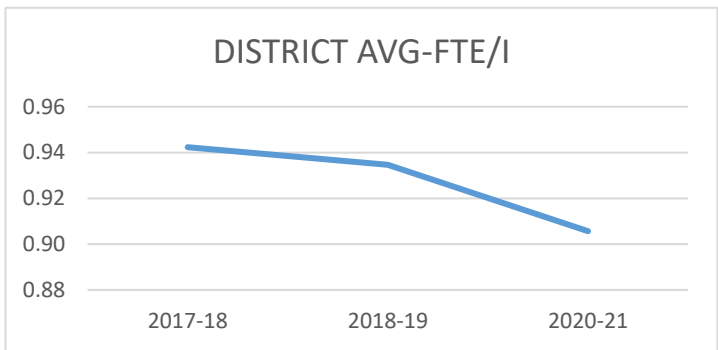


**GADSDEN COUNTY SCHOOL DISTRICT**  
HAVANA MAGNET SCHOOL

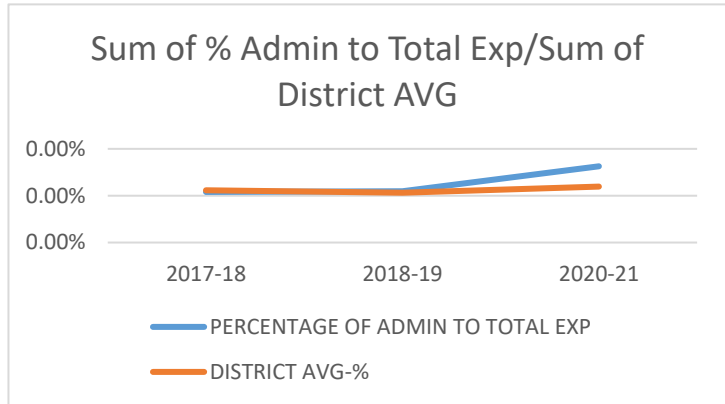
YEAR	DISTRICT AVG-FTE/A
2017-18	2.25
2018-19	2.13
2020-21	2.13
	6.51



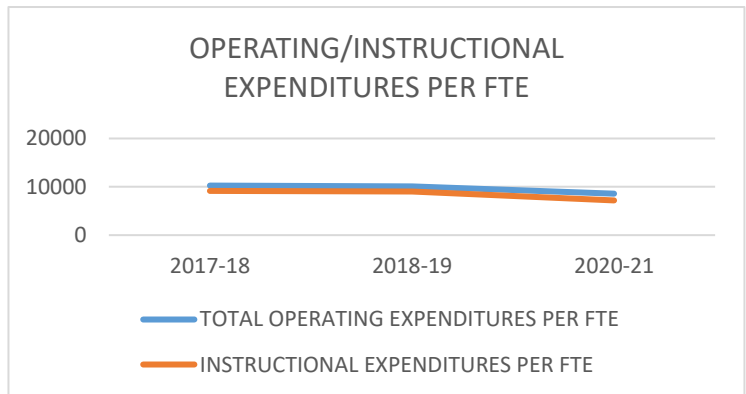
YEAR	DISTRICT AVG-FTE/I
2017-18	0.94
2018-19	0.93
2020-21	0.91
	2.78



YEAR	PERCENTAGE OF ADMIN TO TOTAL EXP	DISTRICT AVG-%
2017-18	0.00%	0.000011
2018-19	0.00%	0.000011
2020-21	0.00%	0.000012
	0.00%	0.000034



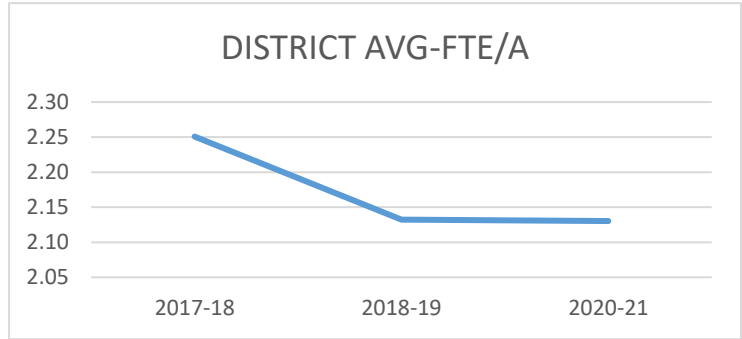
YEAR	TOTAL OPERATING EXPENDITURES PER FTE	INSTRUCTIONAL EXPENDITURES PER FTE
2017-18	10259	9151
2018-19	10101	8997
2020-21	8582	7185



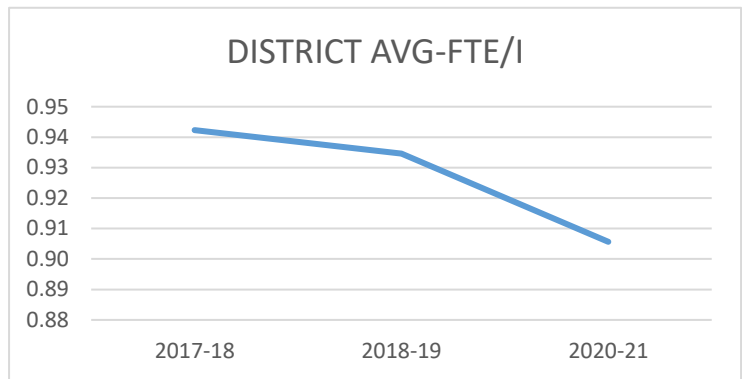
# GADSDEN COUNTY SCHOOL DISTRICT

JAMES A. SHANKS MIDDLE SCHOOL

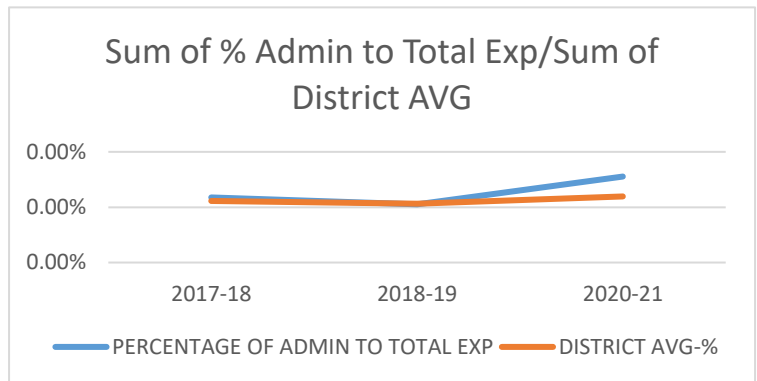
YEAR	DISTRICT AVG-FTE/A
2017-18	2.25
2018-19	2.13
2020-21	2.13
	6.51



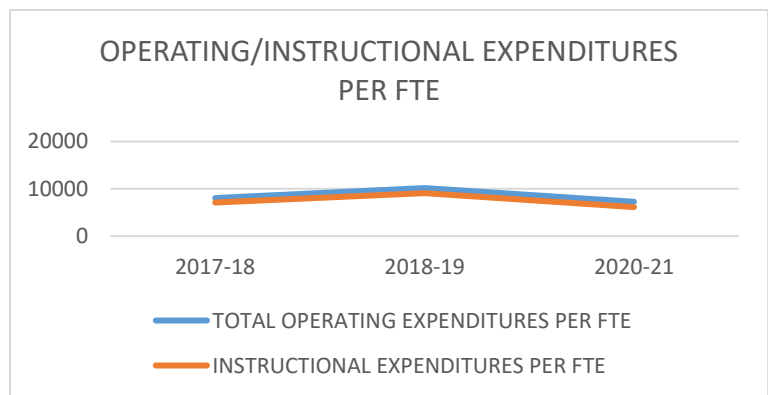
YEAR	DISTRICT AVG-FTE/I
2017-18	0.94
2018-19	0.93
2020-21	0.91
	2.78



YEAR	PERCENTAGE OF ADMIN TO TOTAL EXP	DISTRICT AVG-%
2017-18	0.00%	0.000011
2018-19	0.00%	0.000011
2020-21	0.00%	0.000012
	0.00%	0.000034

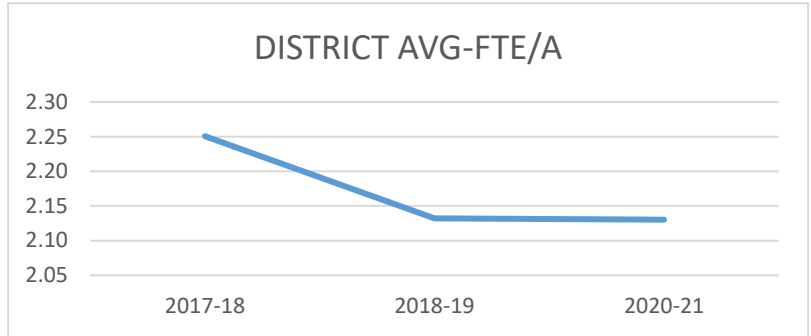


YEAR	TOTAL OPERATING EXPENDITURES PER FTE	INSTRUCTIONAL EXPENDITURES PER FTE
2017-18	8036	7092
2018-19	10157	9088
2020-21	7261	6133

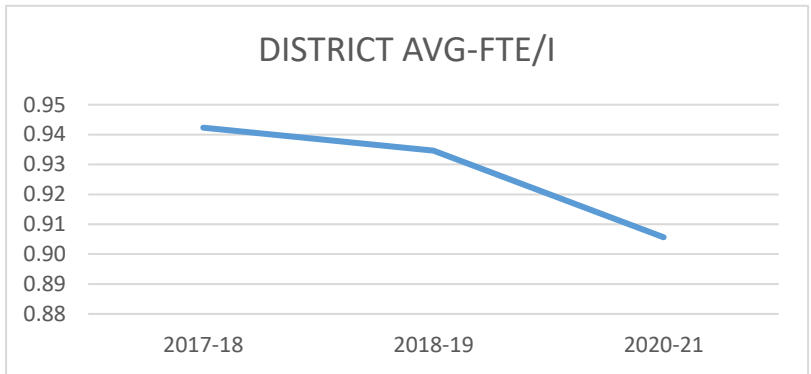


**GADSDEN COUNTY SCHOOL DISTRICT**  
**STEWART STREET ELEMENTARY SCHOOL**

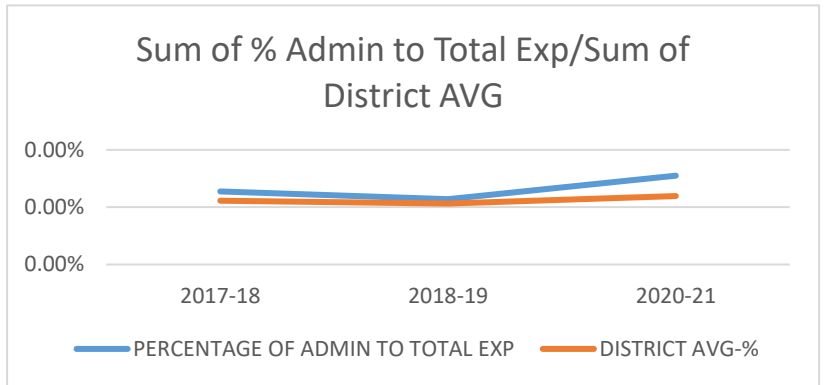
YEAR	DISTRICT AVG-FTE/A
2017-18	2.25
2018-19	2.13
2020-21	2.13
	6.51



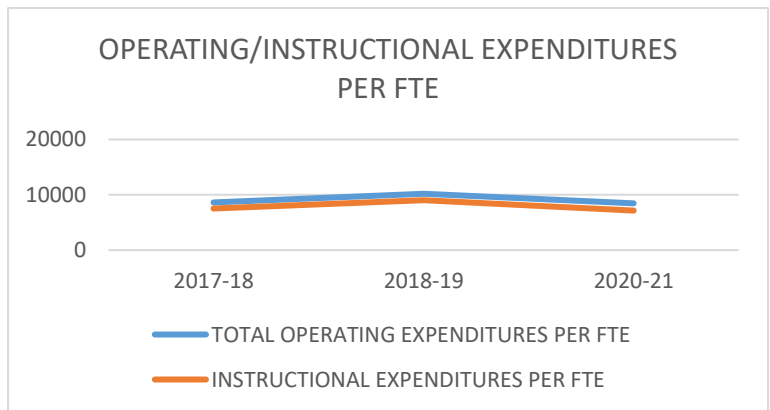
YEAR	DISTRICT AVG-FTE/I
2017-18	0.94
2018-19	0.93
2020-21	0.91
	2.78



YEAR	PERCENTAGE OF ADMIN TO TOTAL EXP	DISTRICT AVG-%
2017-18	0.00%	0.000011
2018-19	0.00%	0.000011
2020-21	0.00%	0.000012
	0.00%	0.000034

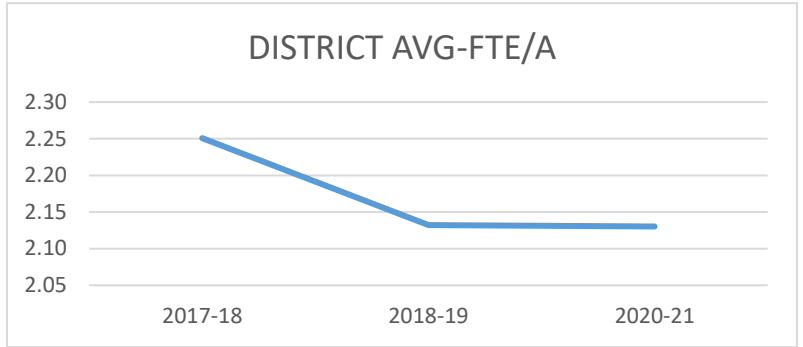


YEAR	TOTAL OPERATING EXPENDITURES PER FTE	INSTRUCTIONAL EXPENDITURES PER FTE
2017-18	8614	7516
2018-19	10186	9025
2020-21	8459	7147

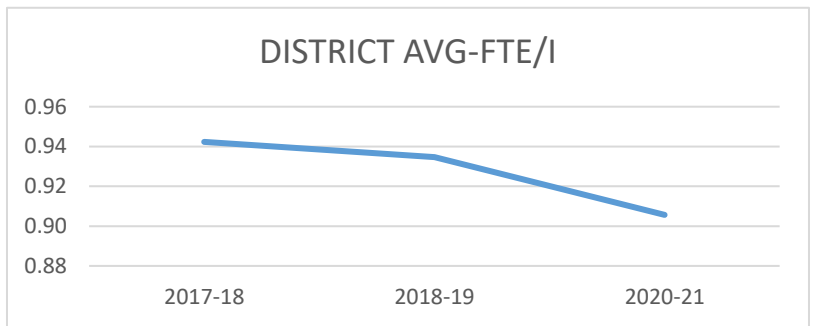


**GADSDEN COUNTY SCHOOL DISTRICT**  
WEST GADSDEN MIDDLE SCHOOL

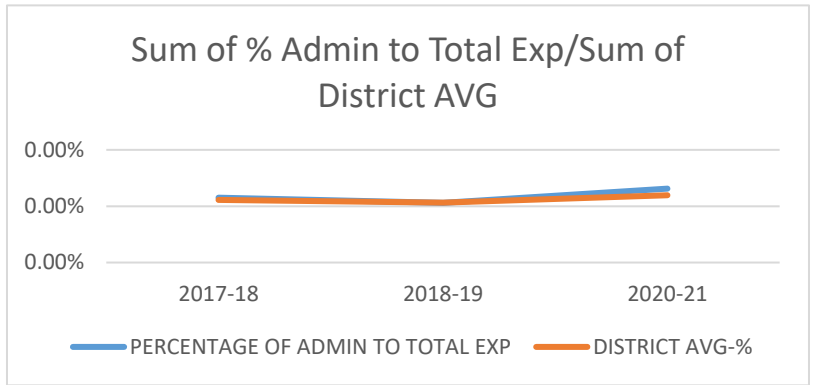
YEAR	DISTRICT AVG-FTE/A
2017-18	2.25
2018-19	2.13
2020-21	2.13
	6.51



YEAR	DISTRICT AVG-FTE/I
2017-18	0.94
2018-19	0.93
2020-21	0.91
	2.78



YEAR	PERCENTAGE OF ADMIN TO TOTAL EXP	DISTRICT AVG-%
2017-18	0.00%	0.000011
2018-19	0.00%	0.000011
2020-21	0.00%	0.000012
	0.00%	0.000034



YEAR	TOTAL OPERATING EXPENDITURES PER FTE	INSTRUCTIONAL EXPENDITURES PER FTE
2017-18	9457	8371
2018-19	11152	9970
2020-21	8273	7188

