

Getting Ready for



Kindergarten

Phonics First Red Words and High Frequency Words

a	do	and
as	is	see
at	from	like
an	put	not
he	how	on
to	you	has
his	saw	of
we	who	was
it	they	come
In	are	what
go	am	want
she	can	when
by	the	does
	for	have

Online Reading Resources

YOUTUBE Channels

Alphablocks

Dr Jean and Friends

The Learning Station

Story Bots

Jack Hartmann Kids
Music Channel

WEBSITES

www.starfall.com

www.seussville.com

www.funbrain.com

www.roythezebra.com

www.gamequarium.com

www.abcmouse.com

www.pbskids.com

www.sesamestreet.com

www.scholastic.com

www.discoverykids.com

Free Apps

Fish School

PBS Kids Games

Phonics

Endless Numbers

Endless Reader

Fun Brain Jr

Kids Academy

Logic Like

Khan Academy

Duolingo ABC

Starfall ABC










Kiddopia ABC

Teach Your Monster
to Read

**Review
Letters**

A-Z

Color and cut out the alphabet cards. Use them as flash cards or practice putting your **ABC's** in order.

 Jj	 Kk	 Ll
Mm 	Nn 	Oo 
Pp 	Qq 	Rr 

Draw lines to match uppercase and lowercase letters

A	○	○	g	N	○	○	x
B	○	○	l	O	○	○	t
C	○	○	i	P	○	○	w
D	○	○	k	Q	○	○	n
E	○	○	a	R	○	○	z
F	○	○	j	S	○	○	u
G	○	○	f	T	○	○	v
H	○	○	m	U	○	○	y
I	○	○	b	V	○	○	p
J	○	○	c	W	○	○	s
K	○	○	d	X	○	○	o
L	○	○	e	Y	○	○	r
M	○	○	h	Z	○	○	q

**Review
Letters**
A-Z

Connect the dots as you **say the alphabet**.
Color the picture!



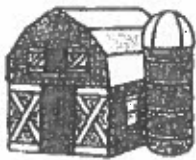

Sound It Out

Say the picture words.


Circle the picture word that begins with the same sound.




A
apple



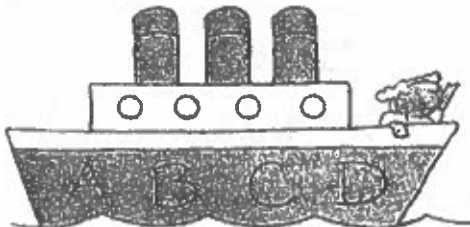
B
barn



C
carrot



D
dog



TRY IT!

Draw a large boat. Write A, B, C, and D on the boat. Cut out pictures of things that begin with each of the letters, and then glue the pictures to the boat.



Calling All Sounds!

Say the picture words.

Circle the picture word that begins with the same sound.



E
eggs




F
fish



G
goat




H
horse



TRY IT!

Play animal alphabet with a friend. Name an animal and ask your friend to think of something else that begins with the same letter as the animal's name.



Calling All Sounds!

Say the picture words.

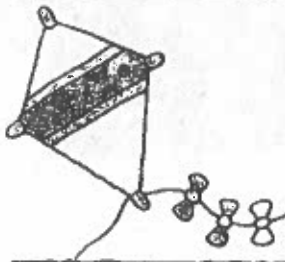
Circle the picture word that begins with the same sound.



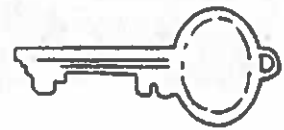
I
ice cream



J
jelly



K
kite


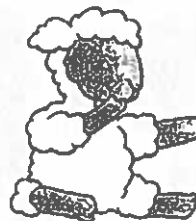


L
leaf



TRY IT!


Think of words that start with each letter of the alphabet to make up silly animal descriptions. For instance, "giddy goose," "messy mouse," or "purple, picky pig."



Sound Roundup

Say the picture words.

Circle the picture word that begins with the same sound.




Q
quilt



R
rabbit



S
socks




T
turkey



TRY IT!

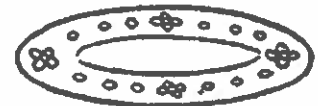









Go on an alphabet hunt! Pick a letter of the alphabet. Then look in an old newspaper or magazine to find names that begin with the letter. Circle the names with a marker or crayon.



Rhymes

Look at the first picture in each row. Circle the picture that rhymes with it. Color the pictures.

RHYMES





Calling All Sounds!

Say the picture words.

Circle the picture word that begins with the same sound.



E
eggs



F
fish



G
goat



H
horse



TRY IT!


Play animal alphabet with a friend. Name an animal and ask your friend to think of something else that begins with the same letter as the animal's name.




Calling All Sounds!

Say the picture words.

Circle the picture word that begins with the same sound.



E
eggs




F
fish



G
goat



H
horse



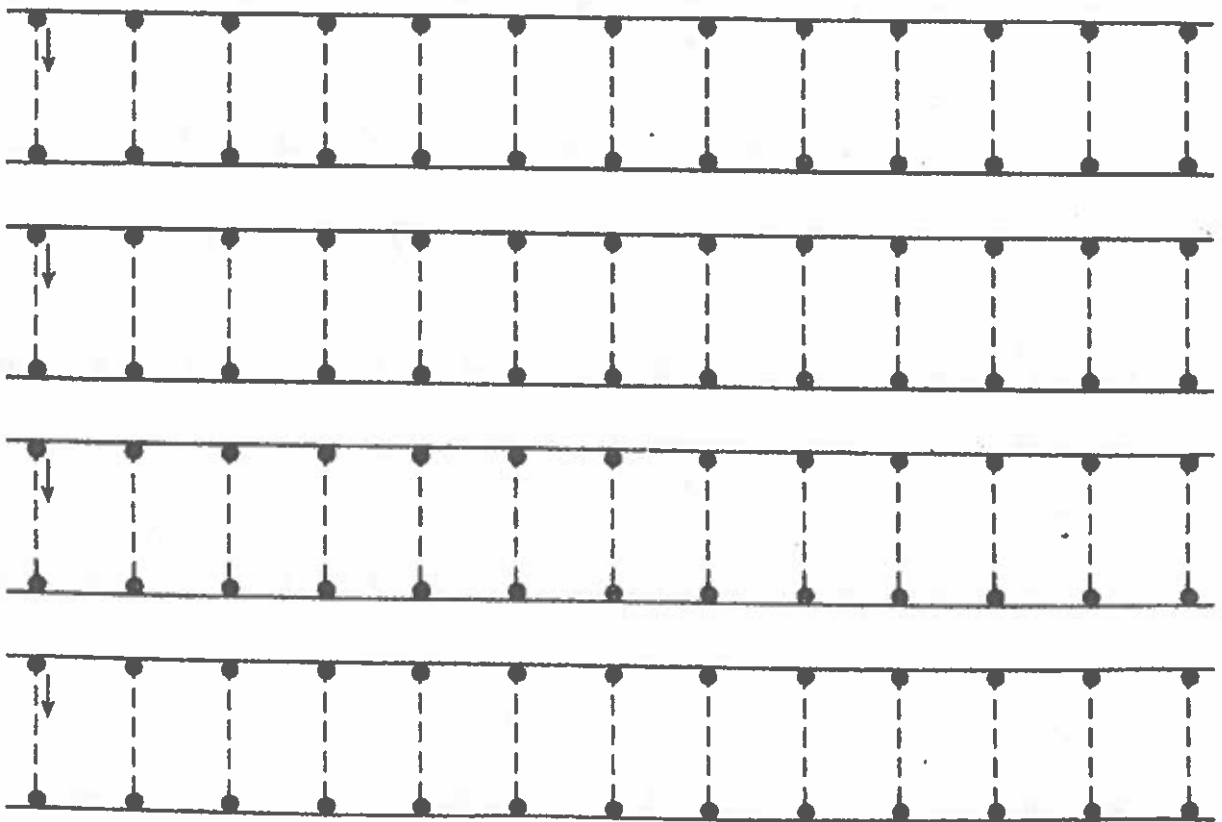
TRY IT!

Play animal alphabet with a friend. Name an animal and ask your friend to think of something else that begins with the same letter as the animal's name.



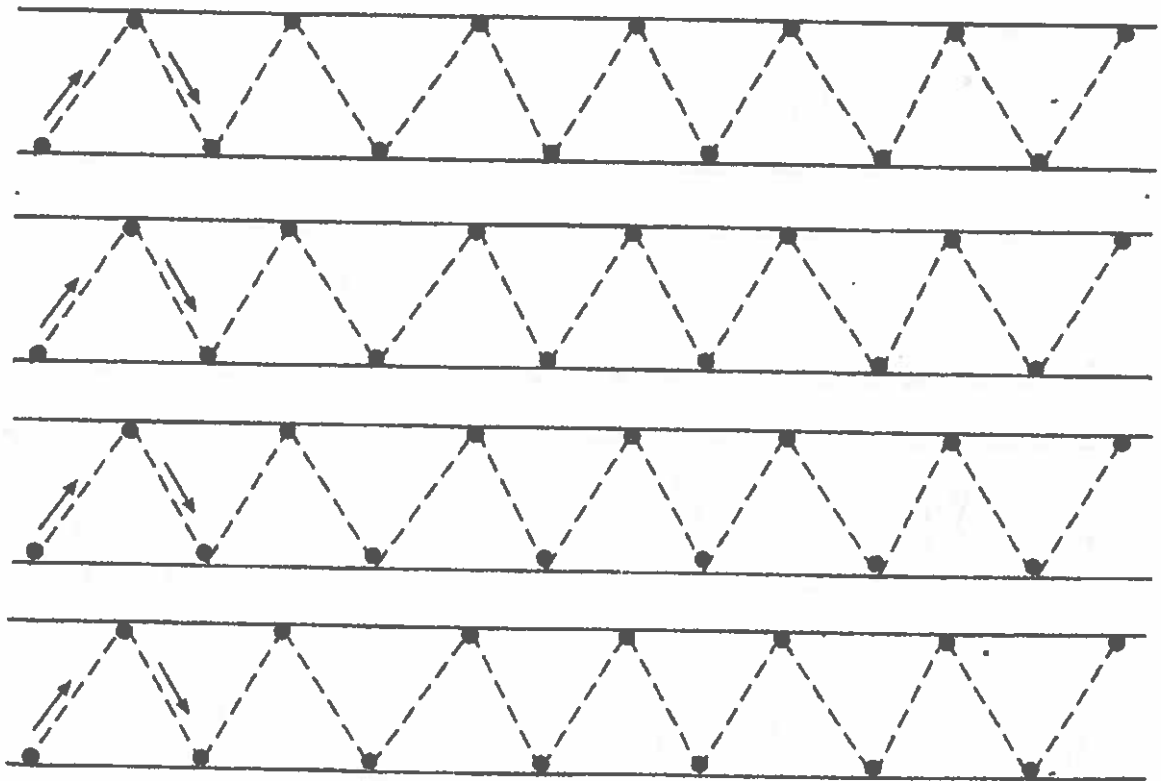
Beginning Writing Skills

Start at the dots. Trace the dotted lines.



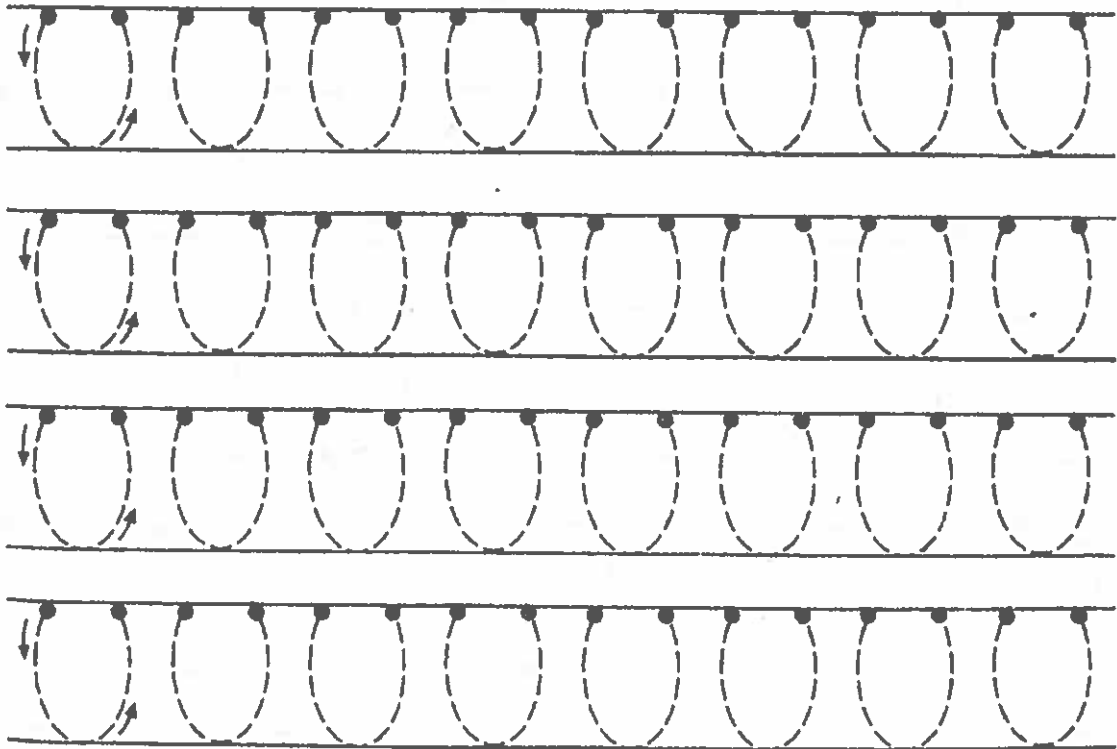

Beginning Writing Skills

Start at the dots. Trace the dotted lines.



Beginning Writing Skills

Start at the dots. Trace the dotted lines.



My Alphabet Chart

A B C D E F G

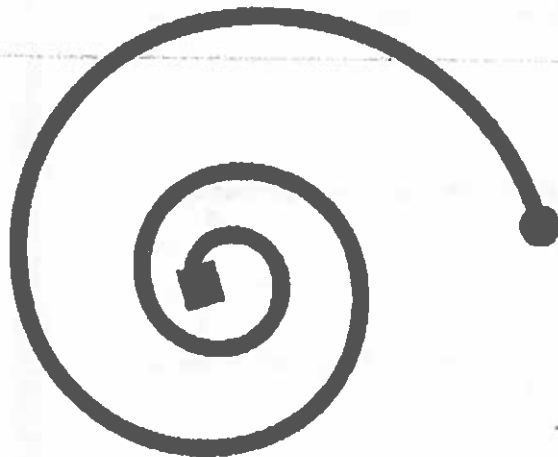
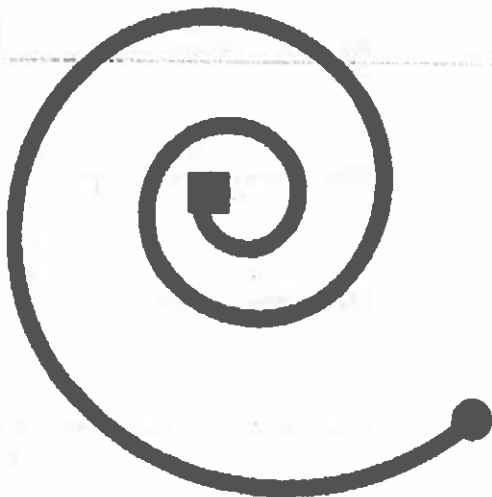

H I J K L M N

O P Q R S T U

V W X Y Z ?

1 2 3 4 5 6 7 8 9 10

Practice Page: Scallops and Spirals




Mathematics



Panda and Balloons

Color the picture. Each number is a color. Use the chart to color the bear and the balloons.




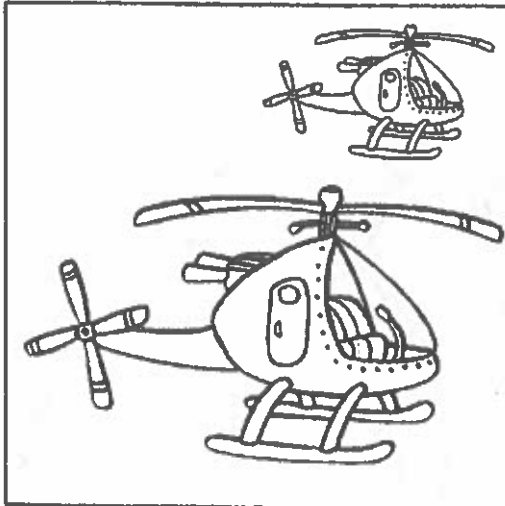


- 1=red
- 2=blue
- 3=yellow
- 4=green
- 5=orange
- 6=purple
- 7=brown
- 8=black

Sizes

Look at the pictures in the box. Color the small pictures green.
Color the big pictures yellow.

BIG



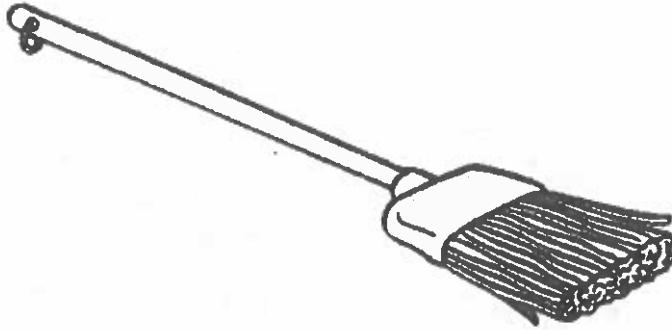
SMALL



Sizes

Which one is **short**? **Circle** the thing that is **short**. **Color** the pictures.




SHORT



Sizes


Look at the pictures in each box. **Circle** the people who are tall. **Color** the pictures.

TALL 




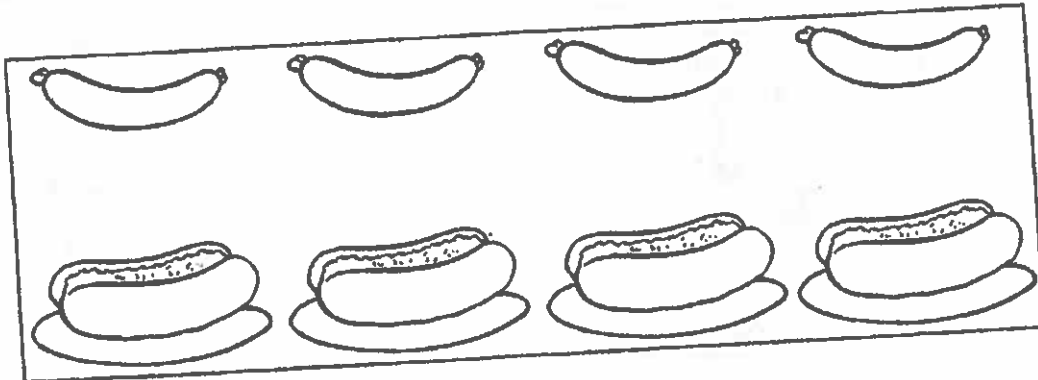

Sizes

Some things are **long**. Some things are **short**. Circle the things that are **long**.



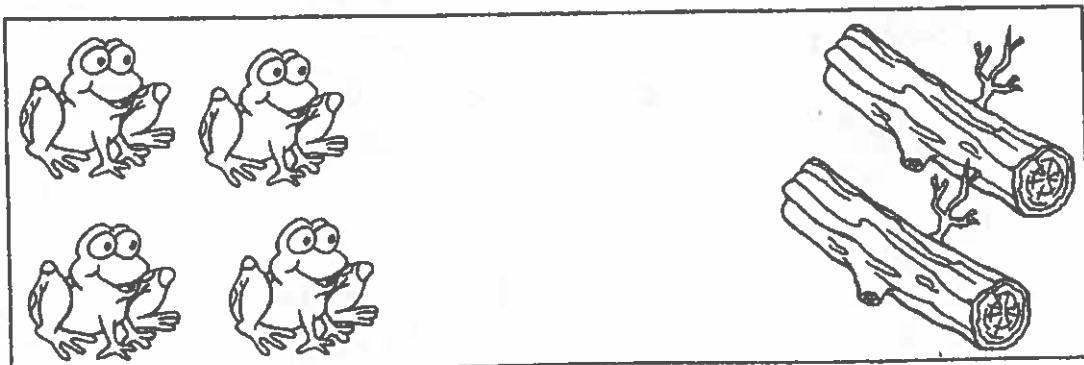


Look at the pictures in each box. Draw a line to match each thing at the top to the thing at the bottom. Color the pictures.

 ONE-TO-ONE



More and Fewer

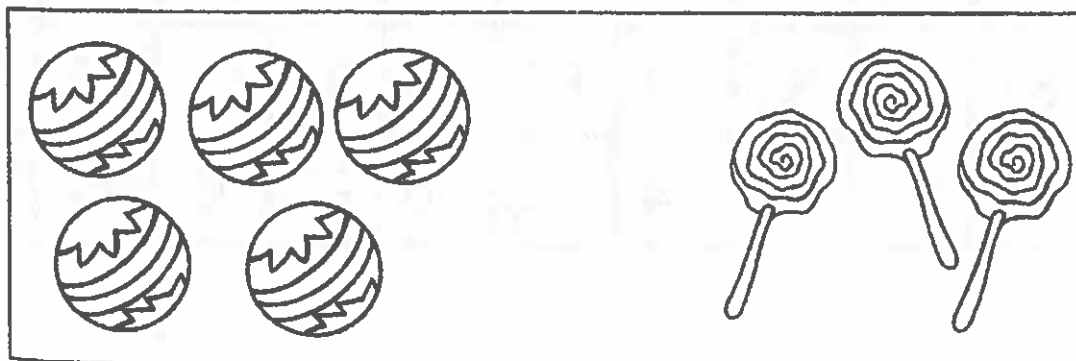
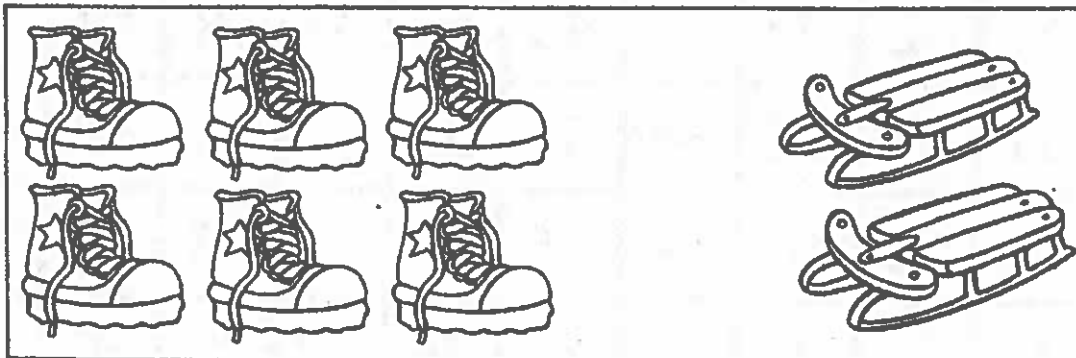

Look at the pictures in each box. **Circle** the group that has **more**.
Color the pictures.



~~More and Fewer~~

Look at the pictures in each box. Circle the group that has fewer. Color the pictures.

FEWER




Review NUMBERS 0-10


Count the pictures in each group. Circle the number. Color the pictures.



8 3 5



2 6 1




3 7 9



6 8 4



3 8 2



5 10 6

Name _____

Connect the dots from 1 to 20.

