

B Holly Springs Primary School

Holly Springs School District

405 SOUTH MAURY STREET
Holly Springs, MS 38635

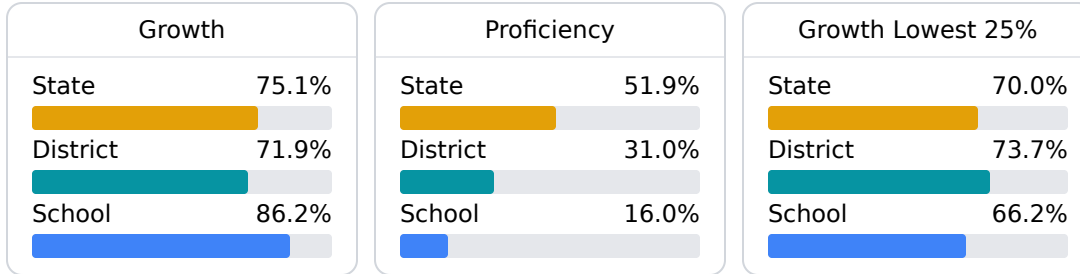
CASSHAUNDA DAVIS
cdavis@hssdk12.org

School Accountability Grade Components

Mississippi's accountability system assigns "A" through "F" letter grades for schools and districts. Grades are based on student achievement, student growth, student participation in testing, and other academic measures.

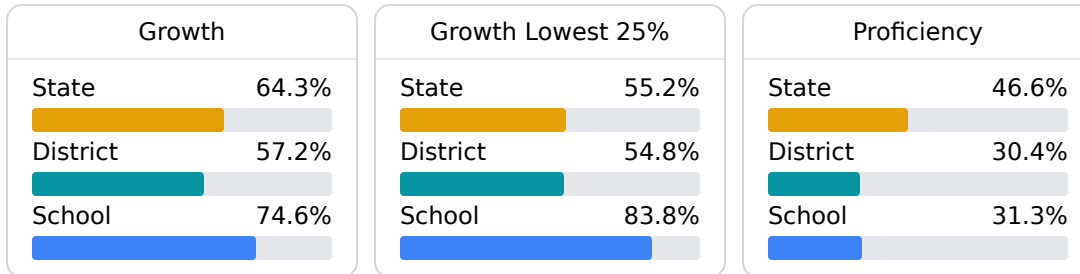
Math

Measurements of student performance on the statewide math assessment.



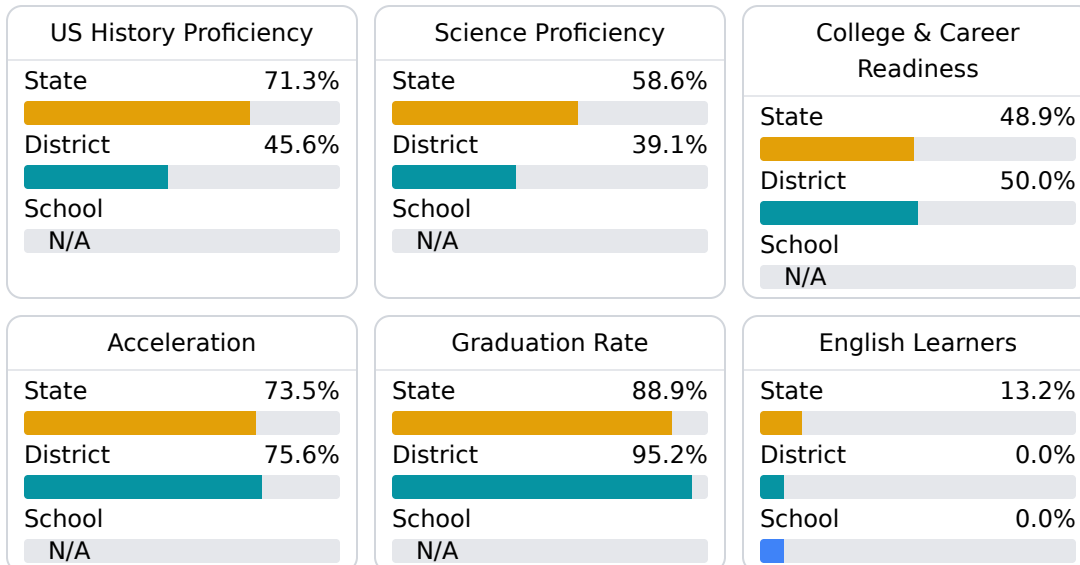
English

Measurements of student performance on the statewide English language arts (ELA) assessment.



Other Measures

Other measurements of student performance that factor into the accountability grade.



Teacher Data

23.2

Teachers



73.3%

Experienced Teachers

8.5%

Provisional Teachers

85.8%

In-Field Teachers

Detailed Assessment and Other Data

Student Performance

The following information shows each level of student performance on statewide assessments.

Math

Level 1	Level 2	Level 3	Level 4	Level 5
State 0-10%	State 11-20%	State 21-30%	State 31-40%	State 11-20%
District 0-10%	District 21-30%	District 31-40%	District 21-30%	District 0-10%
School 11-20%	School 41-50%	School 21-30%	School 0-10%	School 0-10%
Minimal	Basic	Passing	Proficient	Advanced

English

Level 1	Level 2	Level 3	Level 4	Level 5
State 8.3%	State 17.0%	State 29.7%	State 29.3%	State 15.7%
District 11.2%	District 29.0%	District 31.3%	District 22.3%	District 6.2%
School 13.3%	School 22.2%	School 32.2%	School 26.7%	School 5.6%
Minimal	Basic	Passing	Proficient	Advanced

Science

Level 1	Level 2	Level 3	Level 4	Level 5
State 11.4%	State 11.9%	State 20.8%	State 33.6%	State 22.3%
District 23.0%	District 19.7%	District 23.9%	District 26.3%	District 7.0%
School N/A	School N/A	School N/A	School N/A	School N/A
Minimal	Basic	Passing	Proficient	Advanced

Student Assessment Participation



Discipline



Other Data



36.3%

Chronic Absenteeism