

NTI
DAY THREE

2nd Grade: Mrs. Sexton & Ms. Mayberry

Lesson #3

The Birthday Gifts Part 3

"Happy birthday to you! Now make a wish and blow out the candles," said Mom.

Katie closed her eyes and wished that Cole would be happy with the present she got him. She blew out all the candles on her cake.



Cole made his wish. He wished every day could be like today. He blew out all the candles on his cake, too. Everyone ate cake and ice cream. Then, Mom brought out the presents.

Katie spoke up. "Here, Cole, open mine first. I know you will love it. It's what you've been asking for."

Cole tore open the wrapping. His big smile began to fade. He looked at the LEGO Spiderman car kit. This was what he had talked about for weeks. Only now, he didn't have a Spiderman figure to put in the car.

"Thank you, Katie," Cole said at last. "I can't wait to put this together. Now open your gift. I got you something special."

Katie looked at the large rectangular package. A lump formed in her throat. She had an idea about what was inside. Katie carefully peeled off the paper. It was a sketchbook with 100 blank pages!

"Oh, Cole, thank you. I can't wait to draw in this book." Katie thought about her beautiful set of markers.

Grandma spoke up next. "It's time to open my gifts." She winked at Cole and Katie. "I think you should open your gifts at the same time."

Katie looked at the package. She just knew the markers were inside. This was perfect! Cole ripped open his small gift. Out tumbled Spiderman!

"Yes!" he whispered. The twins surrounded Grandma with a bear hug.

"We love you, Grandma," they cried. "Thank you!" Grandma smiled from ear to ear.

- RL.2.1 1. What did Katie wish for?
- A) She wished every day would be like today.
 - B) She wished Cole would be happy with his present.
 - C) She wished she would get lots of gifts.
- L.2.5 2. Why did Cole's smile begin to fade as he opened his gift?
- A) He had sold his Spiderman figure.
 - B) He was excited to get a LEGO car kit.
 - C) He finished his cake and ice cream.
- CCRA.R.1 3. Why did Katie have a lump in her throat?
- A) She didn't like her gift.
 - B) She had something in her throat.
 - C) She had an idea that her gift was a sketchbook.
- RL.2.3 4. Why does Grandma want her gifts opened at the same time?
- A) It goes faster when people open gifts at the same time.
 - B) The twins are going to get the treasures they traded away.
 - C) Only Katie will be happy with her gift.
- RL.2.3 5. How does Grandma feel when the twins open their presents?
-
- CCRA.R.1 6. In the story, underline a sentence that shows how Grandma feels.
- L.2.4 7. Draw a line to match each word with its clue.
- | | |
|-------------|---------------------------------|
| rectangular | all around |
| surround | has four sides and four corners |
| peeled | took off |
| tumbled | rolled out |

Lesson #3


1. A *collective noun* names a group, but it is singular. The verb must agree.

Examples: The class is on the bus. The flock was enormous!

Choose the correct verb.

Bananas grow in a **bunch**.

A bunch (feeds / feed) many gorillas.



2. Write the correct pronoun.

myself	yourself	ourselves
--------	----------	-----------

Please practice by _____
until I get there.

3. Circle two adjectives that describe the underlined noun.

Jack painted bright yellow stars in his bedroom.

4. Circle the words that need capital letters.

truck

veterans day

kids r us

5. Write the words that make up the contraction.

The girls hadn't found any salamanders.

6. Write the meaning of the word below.

disobey _____


7. Use a conjunction to write a compound sentence.

but so or

Our electricity went out during the storm. We had to eat by candlelight.

8. Use a comma after the greeting and closing in a letter.

Example: Dear Aunt Julie, (greeting)
Happy Birthday!
Love, (closing)
Anna



Add commas after the greeting and closing.

Dear Postal Carrier
Please put my mail on the back porch.
Thank you
George Marks

Lesson #3

1 – 2. Read the words in the box. Use each word in a sentence below.

be a can

I can

a




She can be







He

be an



3. Circle the pictures that begin with the sound of h.



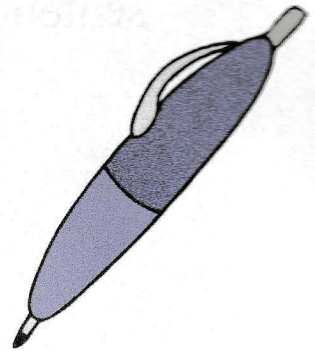
4. Say the name of each picture. Find the ending letter of each picture name. Circle that letter.



s m t

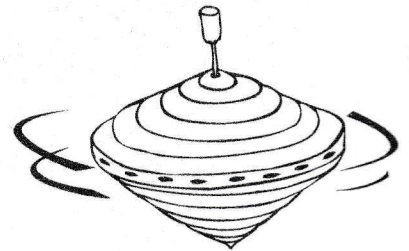
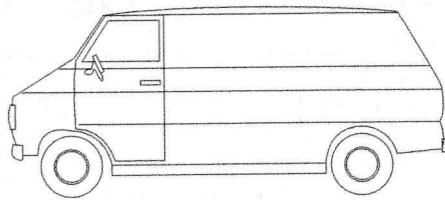
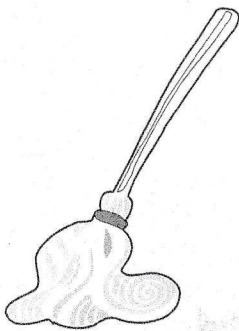
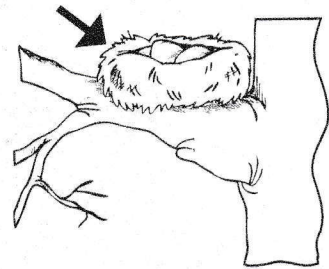

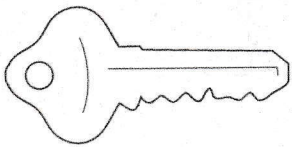


h b r



s n l

5. Color the pictures in each row that rhyme.



6. Fill in the missing lower case letters of the alphabet.

r s u v x z

Lesson #3

Who Makes Rules?

Where do rules come from? People in groups decide what the rules should be. Sometimes, a group **leader** makes the rules. A leader is a helper who is in charge of other people. If a rule is a good one, the group keeps using it. Some rules last for a long time. Sometimes people need to change the rules. People in the group can choose to follow a new rule that is better than the old rule.



1. What is the main idea?
 - A) Sometimes people do not follow rules.
 - B) People in groups decide what the rules should be.
 - C) Rules need to be written down.
2. Sometimes a group needs new rules. true false
3. Only the leader makes the rules. true false
4. What is a leader?
 - A) a person who is in charge of other people
 - B) a person who makes rules
 - C) a person who helps other people
 - D) all of these

5. What are the best words to use if you want to ask for something?

- A) "May I have that please?"
- B) "Give me that."
- C) "Hurry up!"
- D) "It's my turn!"

6. Draw a line to match each leader with its group.

mayor

basketball team

principal


city

president

school

coach

country



7. The story of life in the past is _____.

government

history

geography

voting

8. Draw a line to match the job with the community helper.

librarian

keeps people safe

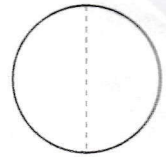
crossing guard

helps people to find books




Lesson #3

1. This circle is divided into two equal shares, called halves. Draw the circle in your answer box. Divide it into halves.



2. Put the numbers in order from smallest to largest. 35 31 36

3. The symbol ($>$) means "greater than."
The symbol ($<$) means "less than." Think of the wide part of the sign as an alligator's mouth eating the bigger number.



Fill in the sign to make this sentence true. $27 \bigcirc 19$ ($<$ or $>$)

4. Name the shape.

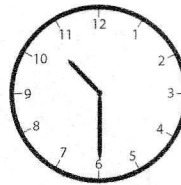


5. What number is this? $80 + 5$

6. Write two hundred forty-nine using base-ten numerals.

7. $10 - 4 = ?$

8. What time is shown on the clock?



9. $2 + 6 = ?$

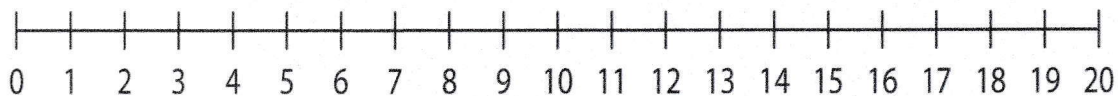
10. What number comes right before 78? _____, 78

11. Jared found 8 shells. He gave 5 shells to Mike. How many shells does he have left?


12. The value of a dime is 10¢ . Count by tens. How much is this?



13. Use the number line to add $14 + 5$. Start at 14 and move 5 places to the right. The sum is _____.



14. $12 - 7 = ?$




15. How many is this?


Nike: Air Max 2 CB 94

Colorway:

Made by **KicksArt**
Created for **You**



Color Swatches



www.KicksArt.com