

Dear Parents,

We are excited to share that Henry County R1 Schools have been granted approval to offer “Alternative Methods of Instruction” or AMI days during the 2024-25 school year. This plan will allow for all students to be engaged in meaningful learning on inclement weather days or emergency days when conditions prevent schools from being in session. It will be at the discretion of the Superintendent to determine whether a day is an AMI day or a snow day.

Today your child brought home AMI packets. Please put these in a safe place, so if we have to use an AMI day, you will know where to find them. In the event of inclement weather, keep an eye out for a text caster from the school. You will be notified if there is any change to our regular school schedule. If there is an AMI day, it will be clearly stated that we are using an AMI day. If it is a snow day, it will be clearly stated that it is a snow day. When we use an AMI day, students are responsible for returning the work. They should bring the completed work with them on the next school day to receive attendance credit for the day.

We have provided grade appropriate work that students should be able to complete independently or with little assistance. However, we will be available during AMI days for questions or help. You can reach the kindergarten teachers by ClassDojo or email.

Mrs. Garoutte [garoutten@henrycountyr1.k12.mo.us](mailto:garoutten@henrycountyr1.k12.mo.us)

Mrs. Roberts [robertsh@henrycountyr1.k12.mo.us](mailto:robertsh@henrycountyr1.k12.mo.us)

Mrs. Mugler [muglerj@henrycountyr1.k12.mo.us](mailto:muglerj@henrycountyr1.k12.mo.us)

You may also contact one of our Title I teachers, if your child receives Title I services, via email during AMI days. Their email addresses are:

**Reading:**

Kim Burkhart [burkhartk@henrycountyr1.k12.mo.us](mailto:burkhartk@henrycountyr1.k12.mo.us) and Kelsey Lewis [lewiske@henrycountyr1.k12.mo.us](mailto:lewiske@henrycountyr1.k12.mo.us)

**Math:**

Savannah Quick [quicks@henrycountyr1.k12.mo.us](mailto:quicks@henrycountyr1.k12.mo.us)

Dear Kindergarten Families,

Each AMI day will have its own work to complete. There are six possible days that could be used and each is labeled at the top of the page as "AMI - DAY 1", "AMI - DAY 2", and so forth. Please complete each in order, do not skip to a different day's AMI. You can probably fit most of the work from one day on one piece of paper. There should be plenty of paper provided to complete all the work. Just draw a line under one completed task and start the next task under the line. Try to let the students do as much of their work "on their own" as possible. The directions will need to be read/explained, but try to let them do their own work to their ability. In order for the AMI day to count and not have to make up the day later, return the work completed when school is back in session following an AMI day(s). Please keep this in a safe place to use on AMI days.

If you have any questions on an AMI day you can reach out to any one of us and we will help. You can message us on ClassDojo or by email.

Mrs. Garoutte [garoutten@henrycountyr1.k12.mo.us](mailto:garoutten@henrycountyr1.k12.mo.us)

Mrs. Mugler [muglerj@henrycountyr1.k12.mo.us](mailto:muglerj@henrycountyr1.k12.mo.us)

Mrs. Roberts [robertsh@henrycountyr1.k12.mo.us](mailto:robertsh@henrycountyr1.k12.mo.us)

## AMI - Day 1

Name: \_\_\_\_\_

Date: \_\_\_\_\_

**Handwriting:** Write your ABC's capital and lowercase

**Phonics:** Write the word "cat" and then think of and write 3 - 5 words that rhyme with "cat".

**Reading:** Read/listen to a story -

Name of story: \_\_\_\_\_

**Math:** In your home find and draw 2 or more items each that are circle, triangle, and rectangle shapes.

**Specials:** Bingo Board

\*\*\*\* Turn in ALL work for the AMI day on the next IN SESSION school day.

## AMI - Day 2

Name: \_\_\_\_\_

Date: \_\_\_\_\_

**Handwriting:** Complete 2 handwriting stroke pages (front/back x 2)

**Phonics:** Write the word "dog" on your page. Ask your child to change "dog" to "hog". Then give them two more words with a different beginning sound (ex. hog to jog)

**Reading:** Read/listen to a story -  
Name of story: \_\_\_\_\_

**Math:** Count a group of objects - Draw the objects

**Specials:** Bingo Board

\*\*\*\* Turn in ALL work for the AMI day on the next IN SESSION school day.

























NAME: \_\_\_\_\_














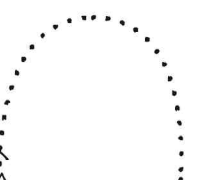










DATE: \_\_\_\_\_

PP.1

Activity Page

Directions: Ask students to first trace and then draw each shape.










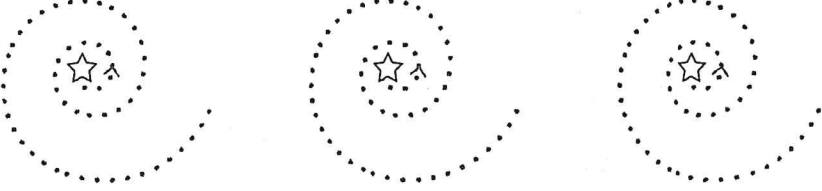


NAME: \_\_\_\_\_

DATE: \_\_\_\_\_

PP.2

Activity Page

Directions: Ask students to first trace and then draw each shape




## AMI - Day 3

Name: \_\_\_\_\_

Date: \_\_\_\_\_

**Handwriting:** Write your numbers 1-15

**Phonics:** Write the word "pig" and then think of and write 3 - 5 words that rhyme with "pig".

**Reading:** Read/listen to a story -  
Name of story: \_\_\_\_\_

**Math:** Count 1-100 (or as high as you can go) out loud to a family member.  
What number did you count to? \_\_\_\_\_

**Specials:** Bingo Board

\*\*\*\* Turn in ALL work for the AMI day on the next IN SESSION school day.

## AMI - Day 4

Name: \_\_\_\_\_

Date: \_\_\_\_\_

**Handwriting:** Complete 2 handwriting stroke pages (front/back x 2)

**Phonics:** Write the word "hit" on your page. Ask your child to change "hit" to "hip". Then give them two more words with a different ending sound (ex. hip to hid)

**Reading:** Read/listen to a story -  
Name of story: \_\_\_\_\_

**Math:** Count the number of windows and doors in your house.

**Specials:** Bingo Board

\*\*\*\* Turn in ALL work for the AMI day on the next IN SESSION school day.

























NAME: \_\_\_\_\_






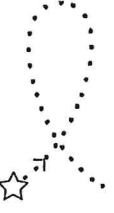


















DATE: \_\_\_\_\_

PP.3

Activity Page

Directions: Ask students to first trace and then draw each shape.

























NAME: \_\_\_\_\_

























DATE: \_\_\_\_\_

PP.4

Activity Page

Directions: Ask students to first trace and then draw each shape.

## AMI - Day 5

Name: \_\_\_\_\_

Date: \_\_\_\_\_

**Handwriting:** Write your first and last name 3 times

**Phonics:** Write the word "ram" and then think of and write 3 - 5 words that rhyme with "ram"

**Reading:** Read/listen to a story -

Name of story: \_\_\_\_\_

**Math:** Write any number and draw a picture to represent that number

**Specials:** Bingo Board

\*\*\*\* Turn in ALL work for the AMI day on the next IN SESSION school day.

# WES Specials Bingo

WES Families: The special teachers have put together a Bingo card of educational activities pertaining to our subject areas for you to complete together during AMI days. Complete any two activities for each AMI day. Return the Bingo card to Mrs. Warner. All of the Special Class Teachers will be available by email each AMI day to answer questions.

Computer Lab Mrs. Warner	Library Ms. Grubb	Art Mrs. Bowen	Music Mrs. Brown	PE Coach Cox	Counseling Miss Burden
Pick a learning game on <a href="http://toythetheater.com">toythetheater.com</a> .	Get comfy in your PJ's and read for at least 15 minutes.	Look outside and draw a picture of something that you see.	Watch "Never play music right next to the zoo read by John Lithgow" on youtube.	Do 10 sets of 5 push-ups and 5 sit-ups (50 total of each)	Draw a picture or write about a time when you have felt sad and what made you feel better.
Access <a href="http://wideopenschool.org">wideopenschool.org</a> choose the family option and access different virtual field trips to places around the world!	Read with an adult or sibling for 15 minutes.	Draw a self-portrait.	Go to <a href="https://www.classicforkids.com/music-games/">https://www.classicforkids.com/music-games/</a> And compose a new song!	Play a game for 20 minutes that involves moving around the house.	Write positive things you like about yourself and hide them around your house to find later.
Write or type about a virtual field trip you take OR about a place you visited on Google Earth.	Draw a picture or write about a book you are reading.	Draw one place you would like to visit (real or make-believe).	Go to <a href="http://musiclab.chromeexperiments.com">musiclab.chromeexperiments.com</a> and do some music related experiments!	Create your own 4-day workout and share it with your family. Try it next week.	<a href="https://youtu.be/wf5K3pP2IUQ">https://youtu.be/wf5K3pP2IUQ</a> Watch and practice mindfulness by stretching out your muscles.
Pick a person, place, or thing and research. Write or type a short description about it.	Read to your pet or stuffed animal using a funny voice.	Draw a character from a book that you are reading.	Listen to a few minutes of "Beethoven's 5th Symphony" on youtube. Draw a picture that goes with the music.	Check out Coach Cox's choice board!	Make a list of 5 random acts of kindness and do them throughout your day.
Do coding on Code.org, Tynker, Santa Tracker, Codecombat, or Kodable-Hour of Code.	Read a recipe and make yourself a snack.	Go to <a href="https://www.artforkidshub.com/how-to-draw/animals/">https://www.artforkidshub.com/how-to-draw/animals/</a> and pick an animal to draw	Go to youtube and find <b>Family Dynamics</b> by <b>Courtney Vowell Woodward</b> read aloud. Listen to the book.	<a href="https://bit.ly/3s4r6e2">https://bit.ly/3s4r6e2</a>	<a href="https://youtu.be/RiMb2Bw4Ae8">https://youtu.be/RiMb2Bw4Ae8</a> Watch Belly Breathing Exercise video and practice 3 throughout the day.