




OREGON AT-A-GLANCE DISTRICT PROFILE

Knappa SD 4

SUPERINTENDENT: William Fritz | 41535 Old Hwy 30, Astoria 97103 | 503-458-5993


2023-24

Students We Serve




DEMOGRAPHICS


American Indian/Alaska Native




Asian




Black/African American




Hispanic/Latino



Multiracial



Native Hawaiian/Pacific Islander



White



<5%

Ever English
Learners



6

Languages
Spoken

25%

Students
with
Disabilities

9%

Mobile
Students

22%

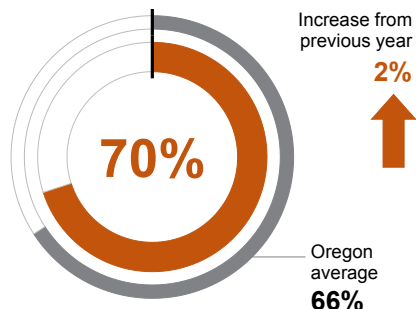
Students
Experiencing
Poverty

*<10 students or data unavailable

District Environment

REGULAR ATTENDERS

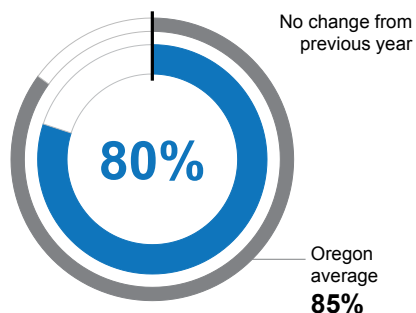
Students who attended more than 90% of their enrolled school days.



High School Success

ON-TRACK TO GRADUATE

Students earning one-quarter of graduation credits in their 9th grade year.



District Goals

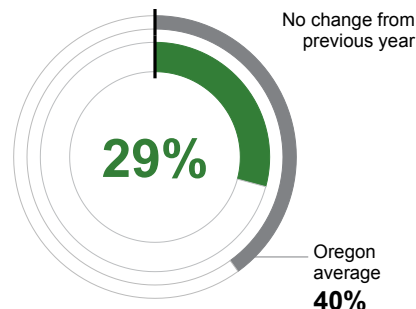
Our vision is for all learners to rise to the opportunities and challenges of the world. To this end, we continue to work to help our students experience academic gains all subject areas, and specifically in literacy, mathematics, and science. The District continues to support its athletic and co-curricular programs, including expanded options in music, visual arts, dance, and drama. The District is working to expand career and technical education programs to include more female participants. We work hard to communicate with our community and build trusting relationships.

Academic Success

Grade 3

ENGLISH LANGUAGE ARTS

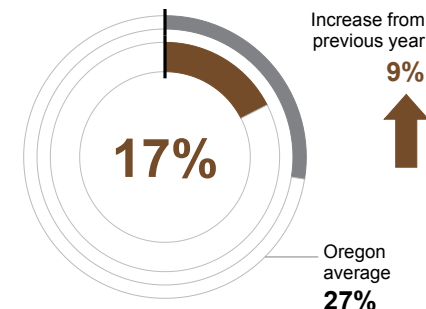
Students meeting state grade-level expectations.



Grade 8

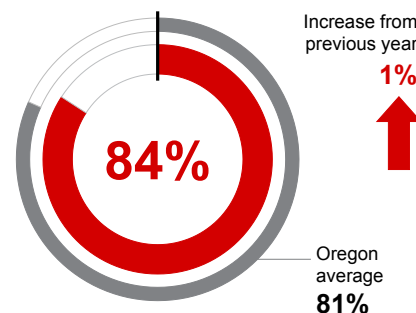
MATHEMATICS

Students meeting state grade-level expectations.



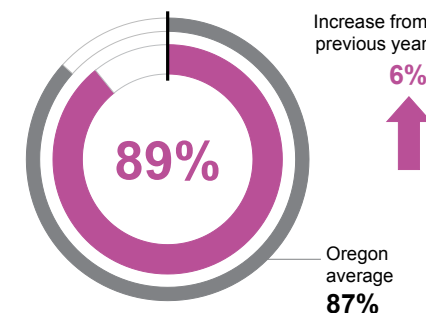
ON-TIME GRADUATION

Students earning a diploma within four years. Cohort includes students who were first-time ninth graders in 2019-20 graduating in 2022-23.



FIVE-YEAR COMPLETION

Students earning a high school diploma or GED within five years. Cohort Includes students who were first-time ninth graders in 2018-19 finishing in 2022-23.



State Goals

The Oregon Department of Education is collaborating with school districts and communities across the state to achieve a 90% on-time graduation rate by 2027. Grounded in the pillars of Academic Excellence, Belonging and Wellness, and Reimagined Accountability, ODE prioritizes evidence-based practices to boost early literacy, attendance, and student engagement. We are committed to closing opportunity and achievement gaps for marginalized students and securing long-term success for all of Oregon's learners by investing in culturally responsive practices, fostering inclusive environments and always driving for continuous improvement.



OREGON AT-A-GLANCE DISTRICT PROFILE CONTINUED

Knappa SD 4

Outcomes

2023-24

Our Staff (rounded FTE)



4

Administrators



31

Teachers



17

Educational
assistants



1

Counselors



2

Social Workers



0

Licensed
Librarians



0

Psychologists



71%

% of licensed teachers
with more than 3 years
of experience

REGULAR ATTENDERS

American Indian/Alaska Native	<10 students or data unavailable
Asian	<10 students or data unavailable
Black/African American	<10 students or data unavailable
Hispanic/Latino	82%
Multiracial	60%
Native Hawaiian/Pacific Islander	<10 students or data unavailable
White	69%
Students Experiencing Poverty	67%
Ever English Learner	73%
Students with Disabilities	67%
Migrant	<10 students or data unavailable
Homeless	<10 students or data unavailable
Students in Foster Care	<10 students or data unavailable
Military Connected	<10 students or data unavailable
Talented and Gifted	<10 students or data unavailable
Female	68%
Male	72%
Non-Binary	<10 students or data unavailable

ON-TRACK TO GRADUATE

American Indian/Alaska Native	<10 students or data unavailable
Asian	<10 students or data unavailable
Black/African American	<10 students or data unavailable
Hispanic/Latino	<10 students or data unavailable
Multiracial	<10 students or data unavailable
Native Hawaiian/Pacific Islander	<10 students or data unavailable
White	85%
Students Experiencing Poverty	<10 students or data unavailable
Ever English Learner	<10 students or data unavailable
Students with Disabilities	<10 students or data unavailable
Migrant	<10 students or data unavailable
Homeless	<10 students or data unavailable
Students in Foster Care	<10 students or data unavailable
Military Connected	<10 students or data unavailable
Talented and Gifted	<10 students or data unavailable
Female	88%
Male	69%
Non-Binary	<10 students or data unavailable

Grade 3 ENGLISH LANGUAGE ARTS

<10 students or data unavailable
<10 students or data unavailable
<10 students or data unavailable
<10 students or data unavailable
<10 students or data unavailable
<10 students or data unavailable
<10 students or data unavailable
30%
<10 students or data unavailable
<10 students or data unavailable
<10 students or data unavailable
<10 students or data unavailable
<10 students or data unavailable
<10 students or data unavailable
<10 students or data unavailable
<10 students or data unavailable
40%
19%
<10 students or data unavailable

ON-TIME GRADUATION

<10 students or data unavailable
<10 students or data unavailable
<10 students or data unavailable
<10 students or data unavailable
<10 students or data unavailable
<10 students or data unavailable
<10 students or data unavailable
85%
80%
<10 students or data unavailable
<10 students or data unavailable
<10 students or data unavailable
<10 students or data unavailable
<10 students or data unavailable
<10 students or data unavailable
<10 students or data unavailable
<10 students or data unavailable
82%
86%
<10 students or data unavailable

Grade 8 MATHEMATICS

<10 students or data unavailable
<10 students or data unavailable
<10 students or data unavailable
<10 students or data unavailable
<10 students or data unavailable
<10 students or data unavailable
<10 students or data unavailable
<10 students or data unavailable
15%
<10 students or data unavailable
<10 students or data unavailable
<10 students or data unavailable
<10 students or data unavailable
<10 students or data unavailable
<10 students or data unavailable
<10 students or data unavailable
<5%
33%
<10 students or data unavailable

FIVE-YEAR COMPLETION

<10 students or data unavailable
<10 students or data unavailable
<10 students or data unavailable
<10 students or data unavailable
<10 students or data unavailable
<10 students or data unavailable
<10 students or data unavailable
<10 students or data unavailable
88%
90%
<10 students or data unavailable
<10 students or data unavailable
<10 students or data unavailable
<10 students or data unavailable
<10 students or data unavailable
<10 students or data unavailable
<10 students or data unavailable
78%
>95%
<10 students or data unavailable