

Webster County Schools

95 CLARK AVENUE – EUPORA, MS 39744

Office of Curriculum

662-258-5551, Extension 15


packets@webstercountyschools.org

1st Grade

Packet 3








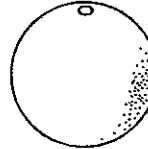
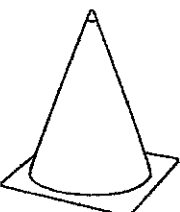





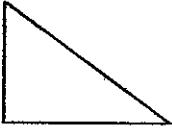



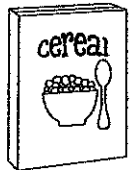



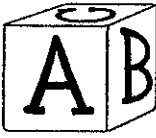

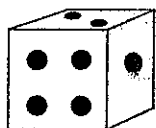
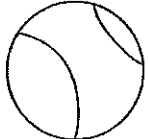
May 4, 2020

Three-Dimensional Shapes 111



Name _____

Highlight or color the correct shape in each row.

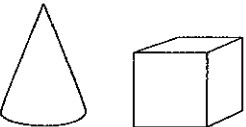
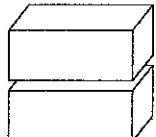
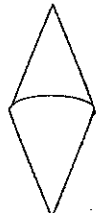
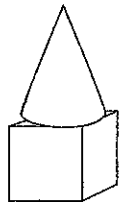
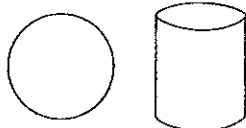
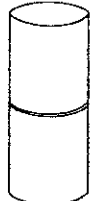
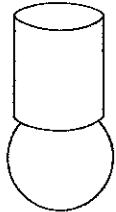
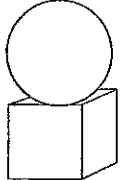
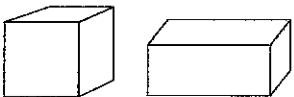
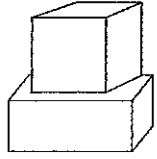
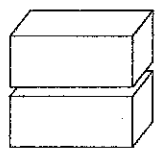
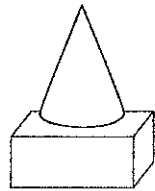
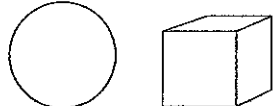
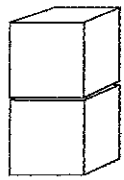
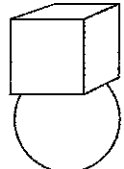
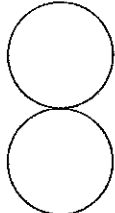
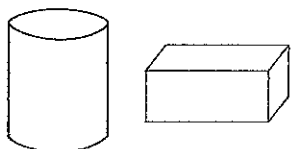
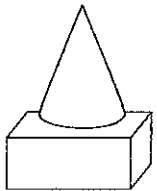
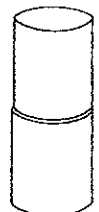
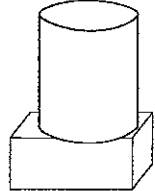
sphere	     
cone	    
cylinder	    
rectangular prism	    
cube	    

Combine Three-Dimensional Shapes 112




Name _____

Use three-dimensional shapes. Which shape can you make?

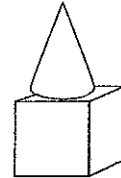
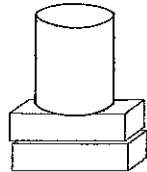

Combine.	Which new shape can you make? Circle it.		
			
			
			
			
			

Make New Three-Dimensional Shapes 11.3



Name _____

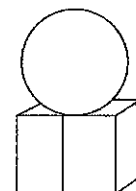
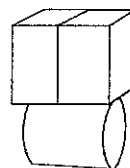
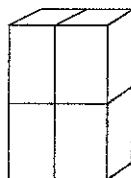
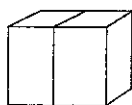
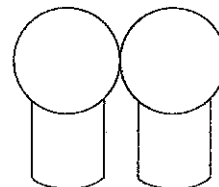
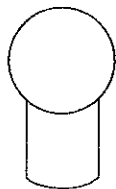
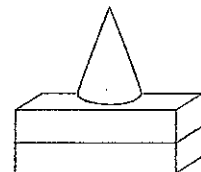
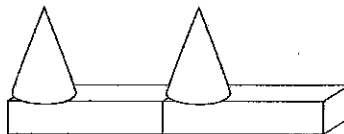
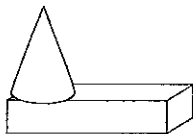
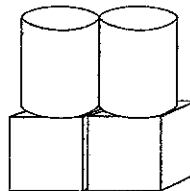
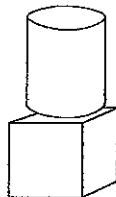
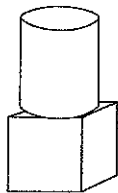
Which new shape can you make?




Use the three-dimensional shapes.

Build and Repeat.

Combine. Which new shape can you make? Circle it.

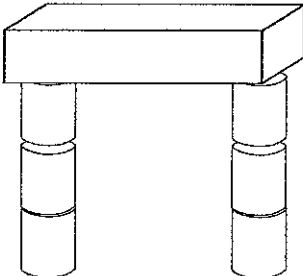
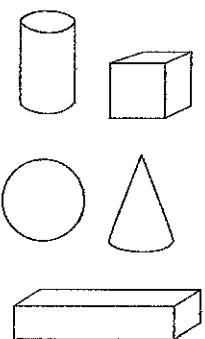
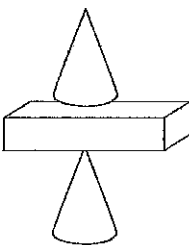
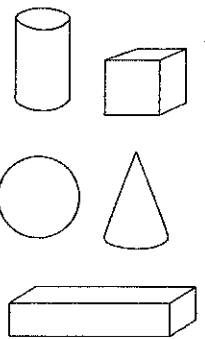

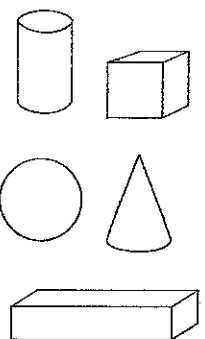
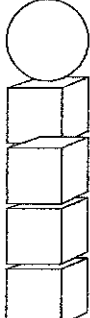
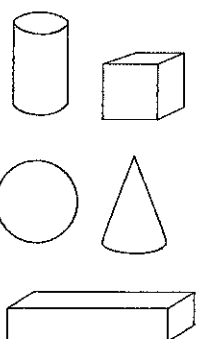
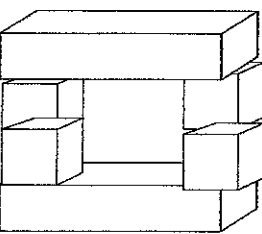
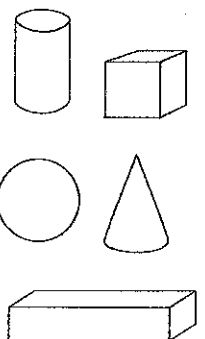
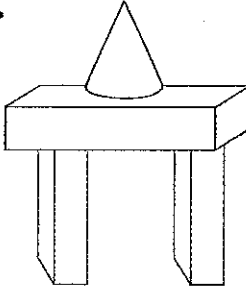
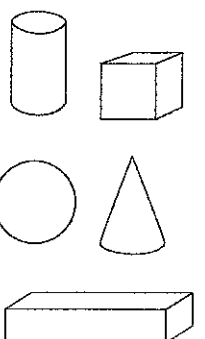


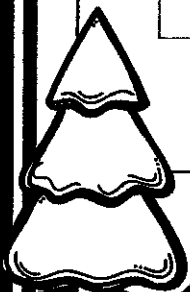
Take Apart Three-Dimensional Shapes II.4




Name _____

What shapes were used to build the figures? Color the shapes that were used.

1. 		2. 	
3. 		4. 	
5. 		6. 	



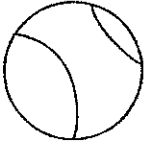


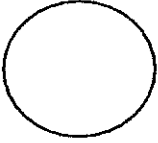





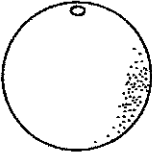
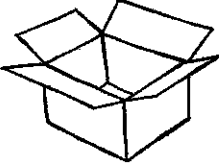
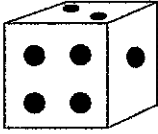
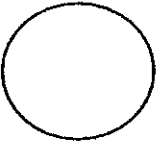
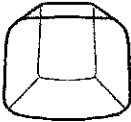





WHAT IT'S MADE OF 11.5



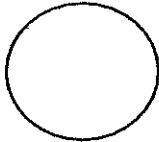


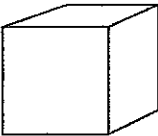


Name _____


Circle the objects you could trace to draw the shape.

<p>1.</p> 	   
<p>2.</p> 	  
<p>3.</p> 	   
<p>4.</p> 	   

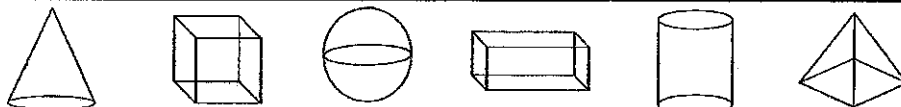
Draw a line to from the object to the shape that you would trace.

Name _____
3D Shape Count and Graph



5					
4					
3					
2					
1					



Color by Sides

Count the sides of the shapes and color according to the key.

Sides














3 = Blue

4 = Orange


5 = Yellow

6 = Red

8 = Green



Sort the Shapes 12.1



Name _____

Highlight or color the correct shape in each row.

only 3 sides	
curved sides	
4 vertices	
not curved	
more than 3 sides	

Describe Two-Dimensional Shapes 122



Name _____

Draw the shape and write the numbers of sides and vertices.

Shape	Draw the Shape	Number of Straight Sides	Number of Vertices
triangle			
square			
hexagon			
rectangle			
trapezoid			



Combining Two-Dimensional Shapes 12.3





Name _____

1. How many  make a  ?

_____  make a  .

2. How many  make a  ?

_____  make a  .

3. How many  make a  ?


_____  make a  .


4. How many  make a  ?

_____  make a  .


5. Use 6  to make a new shape.

6. Use  to make a new shape.

7. Use  to make a new shape.

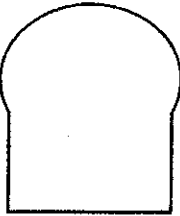
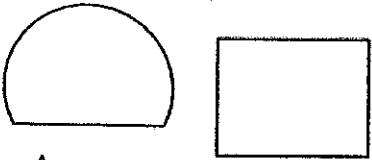


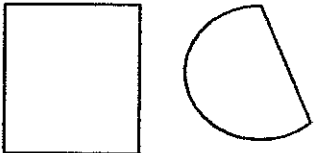
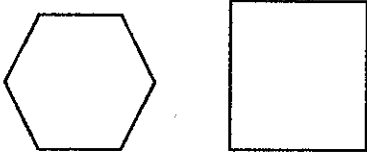

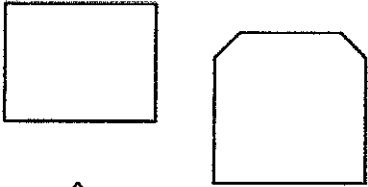
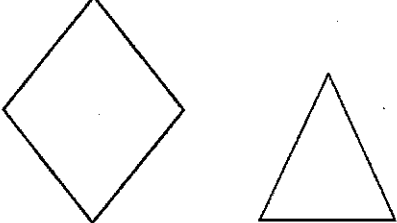
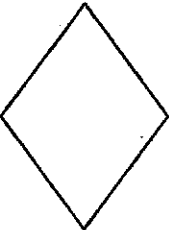
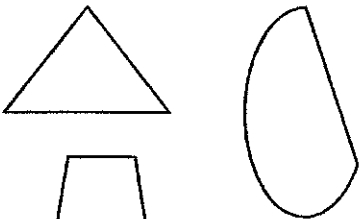
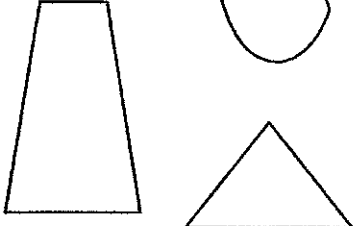
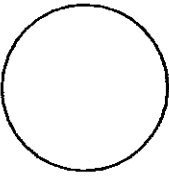
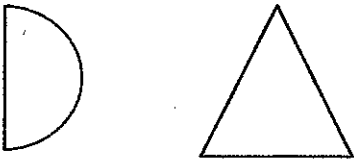
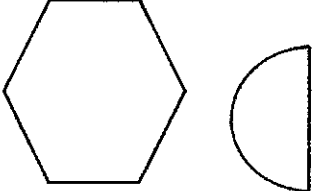

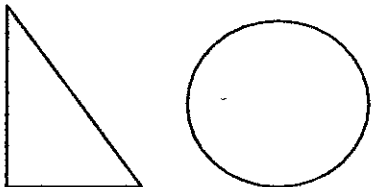

8. Use 2  to make a new shape.

Combine More Shapes 12.4




Name _____

Circle two shapes that combine to make the shape.

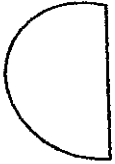


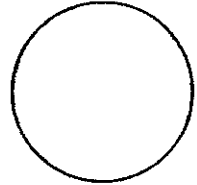
1. 	 	2. 	 
3. 	 	4. 	 
5. 	 	6. 	 

MAKE NEW SHAPES 12.5

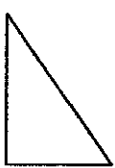
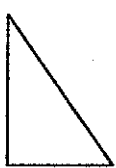








Name _____

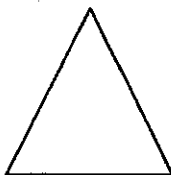
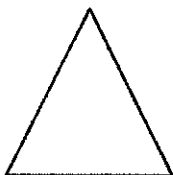
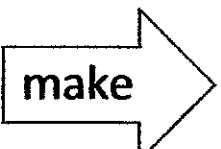
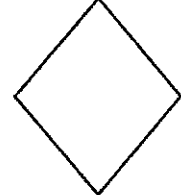
Use the shapes to solve. Draw to show your work.

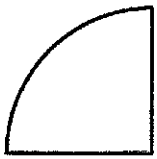
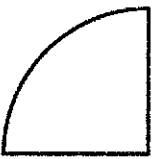
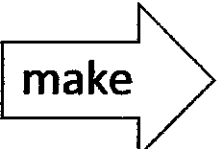

1.  and  make  

2.  and  make  

3.  and  make  

4.  and  make  

5.  and  make  

6.  and  make  

WHAT IT'S MADE OF 12.6



Name _____

Draw a line to show to pattern block shapes. Circle the blocks you use.

1.

Below the shape are four pattern blocks: a diamond, a square, a trapezoid, and a hexagon.

2.

Below the shape are four pattern blocks: a trapezoid, a square, a diamond, and a hexagon.

3.

Below the shape are four pattern blocks: a trapezoid, a rectangle, a hexagon, and a triangle.

4.

Below the shape are four pattern blocks: a square, a hexagon, a rectangle, and a diamond.


5.

Below the shape are four pattern blocks: a triangle, a square, a hexagon, and a trapezoid.

6.


Below the shape are four pattern blocks: a hexagon, a diamond, a triangle, and a square.


TAKE APART TWO DIMENSIONAL SHAPES 12.7



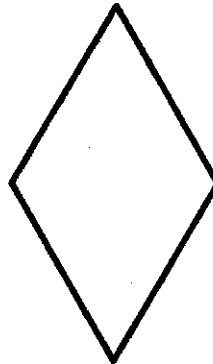
Name _____


Draw a line to show the parts.

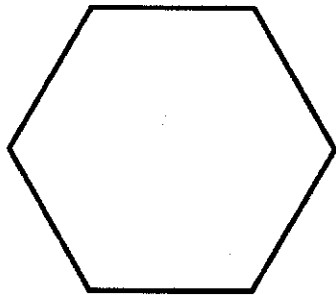
1. Show 2 



2. Show 2 



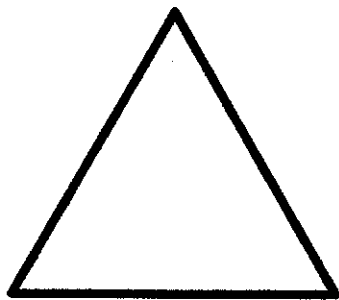
3. Show 2 




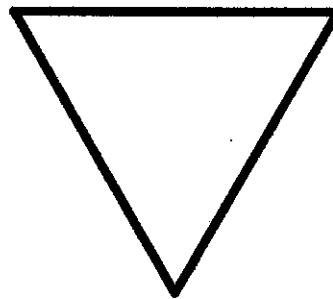
4. Show 2 



5. Show 1  and 1 



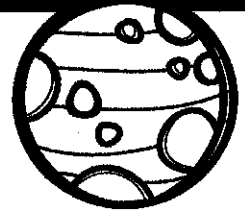
6. Show 2 



EQUAL OR UNEQUAL PARTS

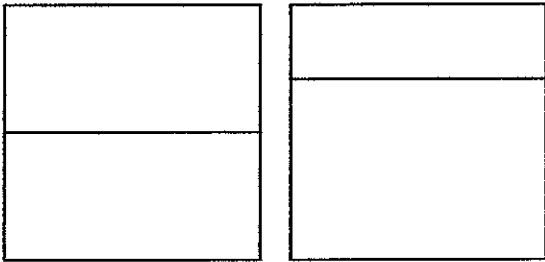
12.8

Name _____

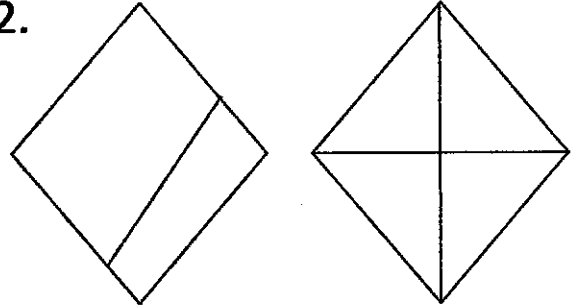


Color the shape that has equal parts.

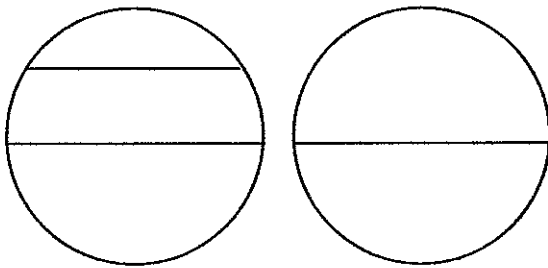
1.



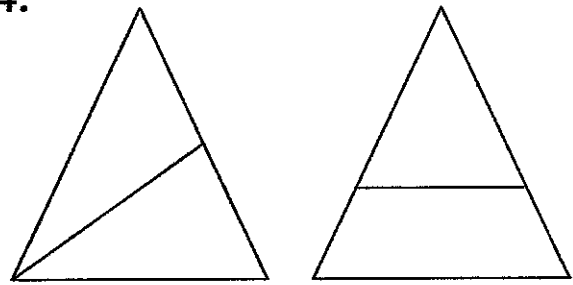
2.



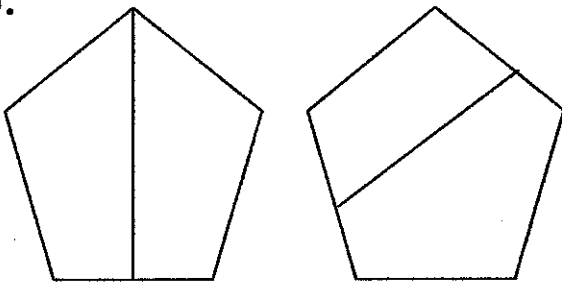
3.




4.



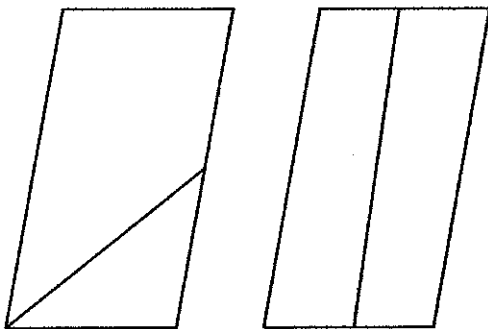
5.



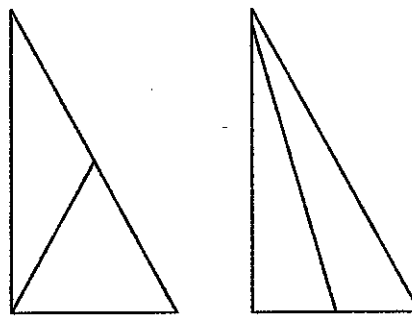
6.



7.



8.

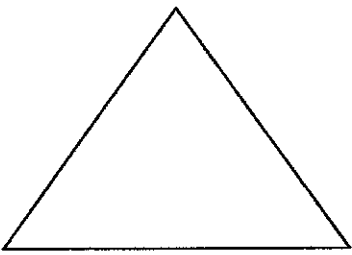
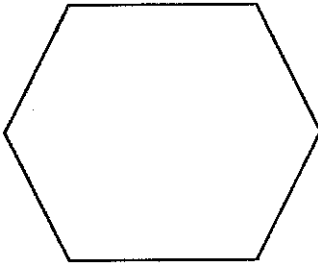




HALVES 12.9



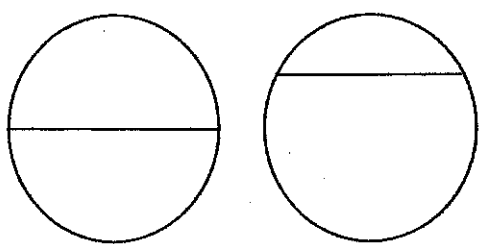
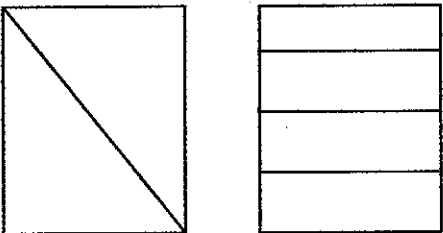
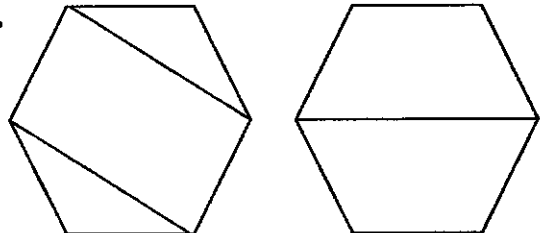
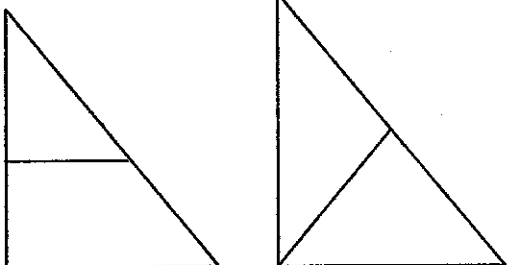
Name _____

Draw a line to show halves.

1. 	2. 
3. 	4. 




Color the shape that show halves.

5. 	6. 
7. 	7. 



FOURTHS

12.10



Name _____

Color a fourth of the shape.

1. 	2. 	3.
4. 	5. 	6.

Draw a line to show four equal parts.




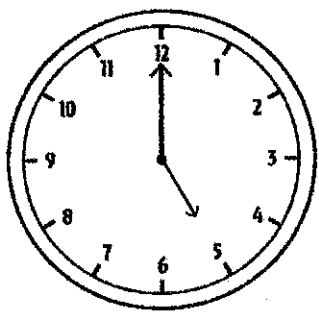
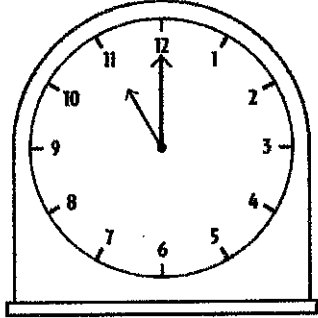





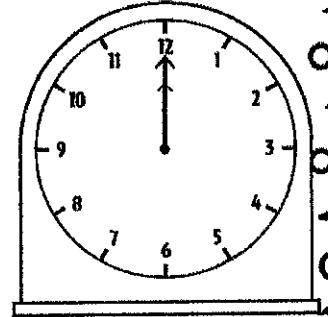

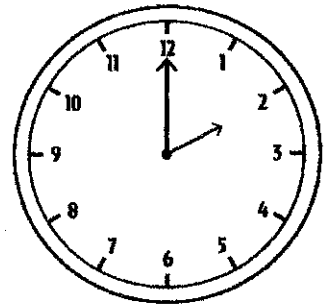
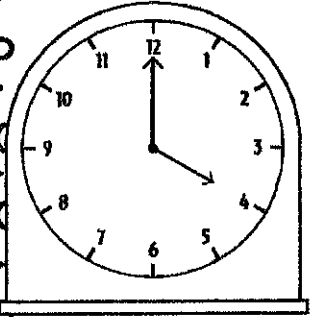
--	--	--



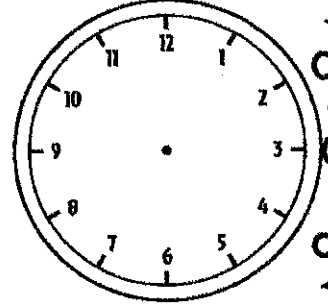
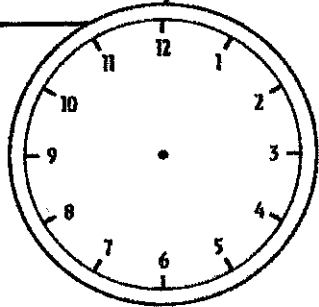
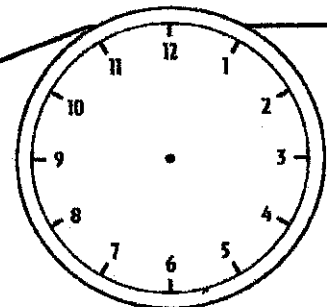
Name: _____

telling time to the hour

Write the time on the digital clocks.



Draw the hands on the analog clocks to match the digital clocks.



3:00

6:00

10:00

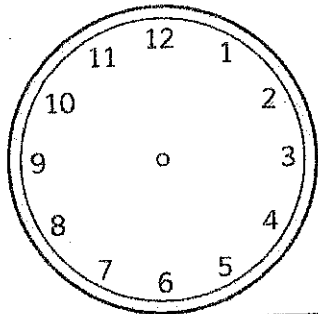

Name _____

What's the Time?





Directions: Read the time on each clock. Add 30 minutes and draw the hands on the blank clock to show the new time.

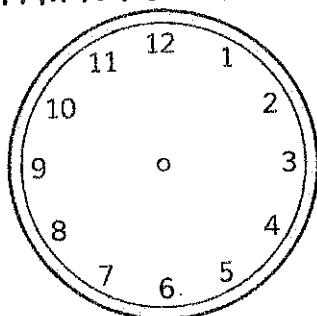

$1:00 + 30 \text{ minutes} =$



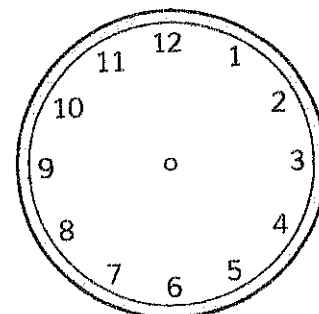

$7:00 + 30 \text{ minutes} =$



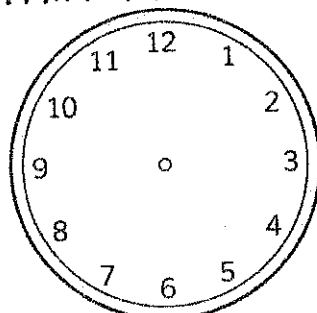
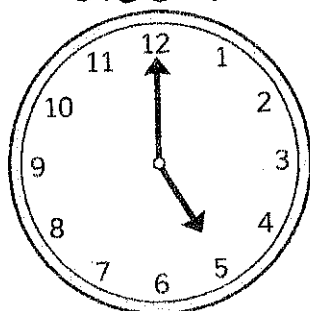
$8:00 + 30 \text{ minutes} =$



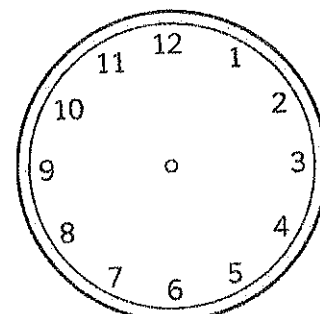
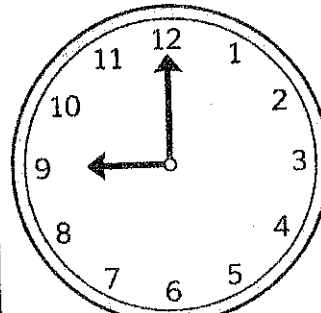
$2:00 + 30 \text{ minutes} =$



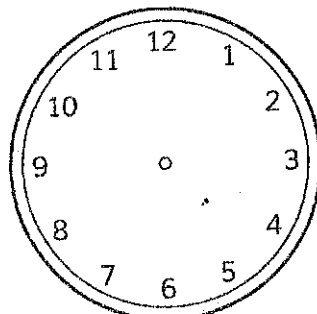

$5:00 + 30 \text{ minutes} =$





$9:00 + 30 \text{ minutes} =$



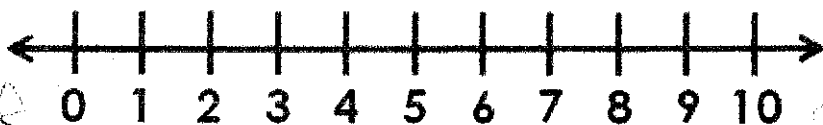
$10:00 + 30 \text{ minutes} =$



$11:00 + 30 \text{ minutes} =$



Solve the subtraction problems.
Use the number line for help.




$10 - 5 =$	$6 - 2 =$	$8 - 4 =$
$9 - 3 =$	$8 - 1 =$	$3 - 2 =$
$7 - 1 =$	$10 - 7 =$	$9 - 6 =$
$8 - 4 =$	$4 - 2 =$	$5 - 5 =$
$5 - 1 =$	$5 - 3 =$	$2 - 1 =$
$6 - 5 =$	$9 - 1 =$	$6 - 3 =$
$4 - 3 =$	$10 - 4 =$	$9 - 8 =$
$8 - 1 =$	$7 - 2 =$	$7 - 6 =$


Name: _____

Sunny Subtractions


1-20



Solve the subtraction problems and then color the pictures with the sums which are smaller than 15.




$20 - 12 =$




$18 - 2 =$



$19 - 9 =$



$20 - 5 =$




$18 - 2 =$



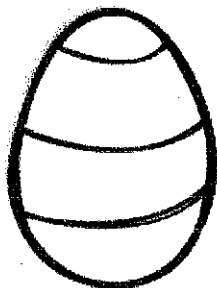
$15 - 5 =$



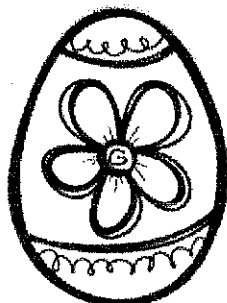
$17 - 1 =$



$20 - 9 =$




$20 - 12 =$



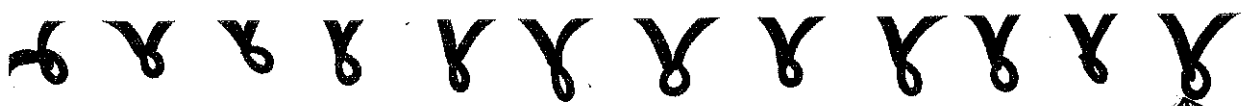
$18 - 5 =$



$14 - 5 =$

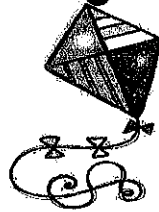


$16 - 3 =$



Name: _____

120 Chart Practice

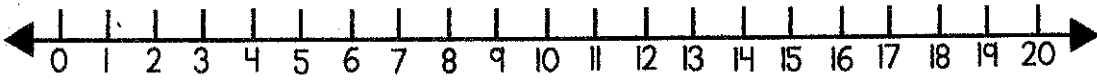



1					7				
									30
			34						
51									
						68			
		73							80
	102				106				
									120





Name _____


Spring subtraction





$19 - 2 =$ 


$16 - 8 =$ 


$17 - 4 =$ 


$18 - 5 =$ 


$20 - 1 =$ 

$19 - 8 =$ 

$11 - 7 =$ 

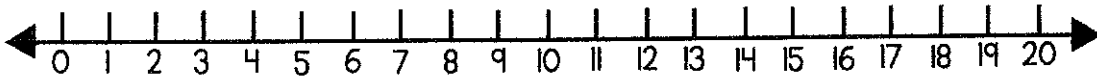
$15 - 7 =$ 


$10 - 5 =$ 


$14 - 9 =$ 


Name _____


Spring Addition





$11 + 9 =$ 


$9 + 9 =$ 


$15 + 3 =$ 


$12 + 7 =$ 


$10 + 9 =$ 

$16 + 2 =$ 

$17 + 4 =$ 

$18 + 1 =$ 

$18 + 5 =$ 

$13 + 0 =$ 

Name: _____

Addition

$$\begin{array}{r} 88 \\ + 54 \\ \hline \end{array}$$

$$\begin{array}{r} 69 \\ + 42 \\ \hline \end{array}$$

$$\begin{array}{r} 21 \\ + 96 \\ \hline \end{array}$$

$$\begin{array}{r} 43 \\ + 49 \\ \hline \end{array}$$

$$\begin{array}{r} 42 \\ + 28 \\ \hline \end{array}$$

$$\begin{array}{r} 24 \\ + 21 \\ \hline \end{array}$$

$$\begin{array}{r} 61 \\ + 70 \\ \hline \end{array}$$

$$\begin{array}{r} 27 \\ + 73 \\ \hline \end{array}$$

$$\begin{array}{r} 47 \\ + 31 \\ \hline \end{array}$$

$$\begin{array}{r} 49 \\ + 31 \\ \hline \end{array}$$

$$\begin{array}{r} 59 \\ + 90 \\ \hline \end{array}$$

$$\begin{array}{r} 93 \\ + 18 \\ \hline \end{array}$$

$$\begin{array}{r} 77 \\ + 95 \\ \hline \end{array}$$

$$\begin{array}{r} 83 \\ + 19 \\ \hline \end{array}$$

$$\begin{array}{r} 85 \\ + 84 \\ \hline \end{array}$$

$$\begin{array}{r} 78 \\ + 81 \\ \hline \end{array}$$

$$\begin{array}{r} 16 \\ + 91 \\ \hline \end{array}$$

$$\begin{array}{r} 89 \\ + 69 \\ \hline \end{array}$$

$$\begin{array}{r} 77 \\ + 38 \\ \hline \end{array}$$

$$\begin{array}{r} 25 \\ + 72 \\ \hline \end{array}$$

Addition

$$\begin{array}{r} 88 \\ + 54 \\ \hline 142 \end{array}$$

$$\begin{array}{r} 69 \\ + 42 \\ \hline 111 \end{array}$$

$$\begin{array}{r} 21 \\ + 96 \\ \hline 117 \end{array}$$

$$\begin{array}{r} 43 \\ + 49 \\ \hline 92 \end{array}$$

$$\begin{array}{r} 42 \\ + 28 \\ \hline 70 \end{array}$$

$$\begin{array}{r} 24 \\ + 21 \\ \hline 45 \end{array}$$

$$\begin{array}{r} 61 \\ + 70 \\ \hline 131 \end{array}$$

$$\begin{array}{r} 27 \\ + 73 \\ \hline 100 \end{array}$$

$$\begin{array}{r} 47 \\ + 31 \\ \hline 78 \end{array}$$

$$\begin{array}{r} 49 \\ + 31 \\ \hline 80 \end{array}$$

$$\begin{array}{r} 59 \\ + 90 \\ \hline 149 \end{array}$$

$$\begin{array}{r} 93 \\ + 18 \\ \hline 111 \end{array}$$

$$\begin{array}{r} 77 \\ + 95 \\ \hline 172 \end{array}$$

$$\begin{array}{r} 83 \\ + 19 \\ \hline 102 \end{array}$$

$$\begin{array}{r} 85 \\ + 84 \\ \hline 169 \end{array}$$

$$\begin{array}{r} 78 \\ + 81 \\ \hline 159 \end{array}$$

$$\begin{array}{r} 16 \\ + 91 \\ \hline 107 \end{array}$$

$$\begin{array}{r} 89 \\ + 69 \\ \hline 158 \end{array}$$

$$\begin{array}{r} 77 \\ + 38 \\ \hline 115 \end{array}$$

$$\begin{array}{r} 25 \\ + 72 \\ \hline 97 \end{array}$$

Addition

This worksheet was created with the Advanced Addition Worksheet Generator on Super Teacher Worksheets (www.superteacherworksheets.com).

Worksheet Title: No Title Provided

Date Created: Apr 25, 2020

Number of Problems: 20


Carrying/Regrouping: Yes

Money Problems: No

Word Problems: No

Filename: Pr6Kk

Direct Link: <https://www.superteacherworksheets.com/custom/?aa=Pr6Kk>



My Very Special

MOM


My mom is special to me because...

When I am with my mom, we like to _____

I know my mom is very smart because _____

My mom is good at many things. One thing she's best at is _____

I know my mom loves me because...



Name: _____

Subtraction

$$\begin{array}{r} 97 \\ - 73 \\ \hline \end{array}$$

$$\begin{array}{r} 65 \\ - 62 \\ \hline \end{array}$$

$$\begin{array}{r} 47 \\ - 11 \\ \hline \end{array}$$

$$\begin{array}{r} 16 \\ - 11 \\ \hline \end{array}$$

$$\begin{array}{r} 28 \\ - 27 \\ \hline \end{array}$$

$$\begin{array}{r} 19 \\ - 11 \\ \hline \end{array}$$

$$\begin{array}{r} 61 \\ - 41 \\ \hline \end{array}$$

$$\begin{array}{r} 25 \\ - 14 \\ \hline \end{array}$$

$$\begin{array}{r} 82 \\ - 32 \\ \hline \end{array}$$

$$\begin{array}{r} 55 \\ - 25 \\ \hline \end{array}$$

$$\begin{array}{r} 18 \\ - 15 \\ \hline \end{array}$$

$$\begin{array}{r} 65 \\ - 54 \\ \hline \end{array}$$

$$\begin{array}{r} 86 \\ - 33 \\ \hline \end{array}$$

$$\begin{array}{r} 45 \\ - 13 \\ \hline \end{array}$$

$$\begin{array}{r} 32 \\ - 11 \\ \hline \end{array}$$

$$\begin{array}{r} 48 \\ - 16 \\ \hline \end{array}$$

$$\begin{array}{r} 21 \\ - 21 \\ \hline \end{array}$$

$$\begin{array}{r} 68 \\ - 67 \\ \hline \end{array}$$

$$\begin{array}{r} 61 \\ - 21 \\ \hline \end{array}$$

$$\begin{array}{r} 25 \\ - 23 \\ \hline \end{array}$$

Subtraction

$$\begin{array}{r} 97 \\ - 73 \\ \hline 24 \end{array}$$

$$\begin{array}{r} 65 \\ - 62 \\ \hline 3 \end{array}$$

$$\begin{array}{r} 47 \\ - 11 \\ \hline 36 \end{array}$$

$$\begin{array}{r} 16 \\ - 11 \\ \hline 5 \end{array}$$

$$\begin{array}{r} 28 \\ - 27 \\ \hline 1 \end{array}$$

$$\begin{array}{r} 19 \\ - 11 \\ \hline 8 \end{array}$$

$$\begin{array}{r} 61 \\ - 41 \\ \hline 20 \end{array}$$

$$\begin{array}{r} 25 \\ - 14 \\ \hline 11 \end{array}$$

$$\begin{array}{r} 82 \\ - 32 \\ \hline 50 \end{array}$$

$$\begin{array}{r} 55 \\ - 25 \\ \hline 30 \end{array}$$

$$\begin{array}{r} 18 \\ - 15 \\ \hline 3 \end{array}$$

$$\begin{array}{r} 65 \\ - 54 \\ \hline 11 \end{array}$$

$$\begin{array}{r} 86 \\ - 33 \\ \hline 53 \end{array}$$

$$\begin{array}{r} 45 \\ - 13 \\ \hline 32 \end{array}$$

$$\begin{array}{r} 32 \\ - 11 \\ \hline 21 \end{array}$$

$$\begin{array}{r} 48 \\ - 16 \\ \hline 32 \end{array}$$

$$\begin{array}{r} 21 \\ - 21 \\ \hline 0 \end{array}$$

$$\begin{array}{r} 68 \\ - 67 \\ \hline 1 \end{array}$$

$$\begin{array}{r} 61 \\ - 21 \\ \hline 40 \end{array}$$

$$\begin{array}{r} 25 \\ - 23 \\ \hline 2 \end{array}$$

Subtraction

This worksheet was created with the Advanced Subtraction Worksheet Generator on Super Teacher Worksheets (www.superteacherworksheets.com).

Worksheet Title: No Title Provided

Date Created: Apr 25, 2020

Number of Problems: 20

Carrying/Regrouping: No

Money Problems: No

Word Problems: No

Filename: oqV9j

Direct Link: <https://www.superteacherworksheets.com/custom/?as=oqV9j>

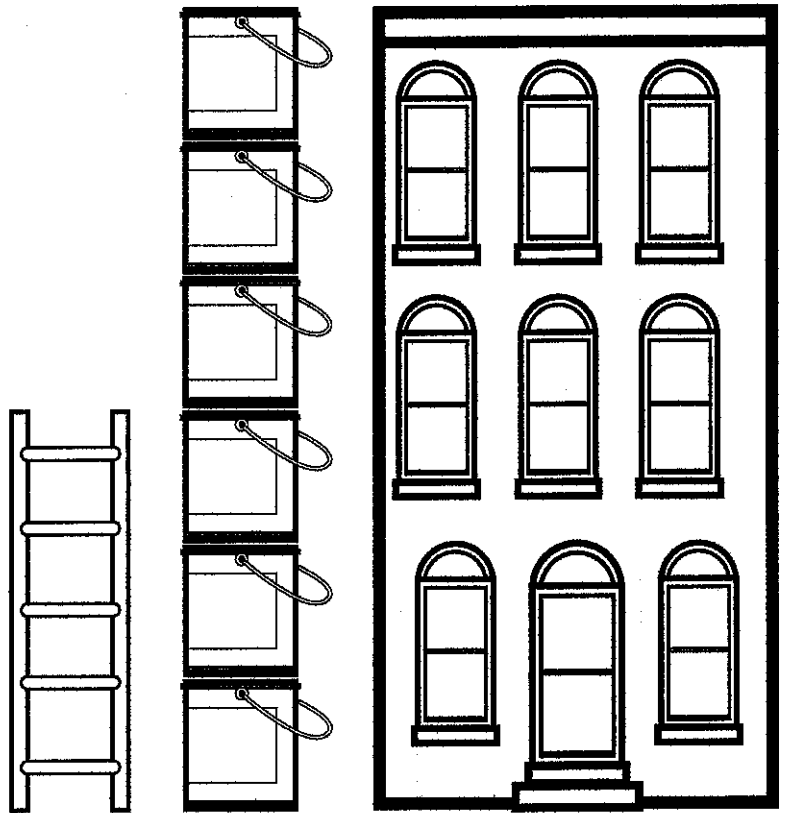
Name: _____

Measurement

This house is _____
buckets high.

This ladder is _____
buckets high.

This house is _____
ladders high.



This paint brush is _____ paper clips long.

This crayon is _____ paper clips long.

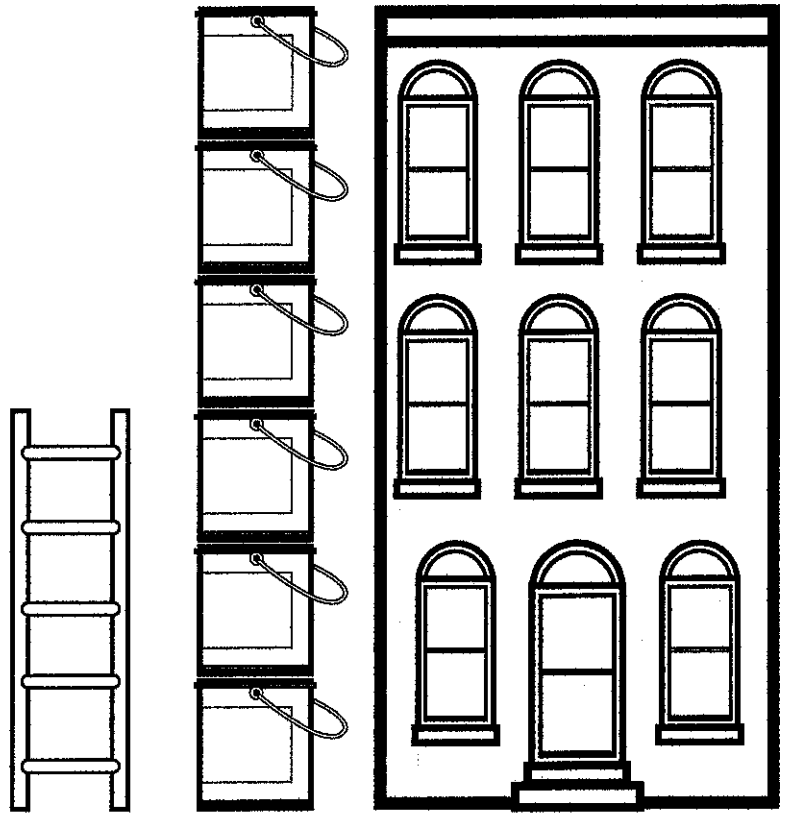
This paint brush is _____ crayons long.

Measurement

This house is 6
buckets high.

This ladder is 3
buckets high.

This house is 2
ladders high.



This paint brush is 8 paper clips long.

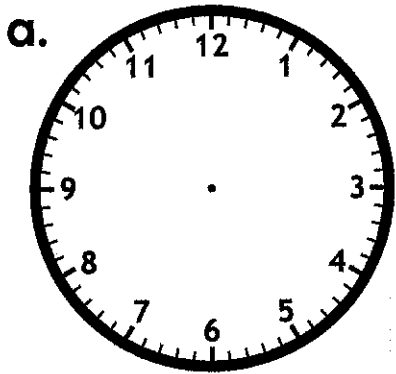
This crayon is 4 paper clips long.

This paint brush is 2 crayons long.

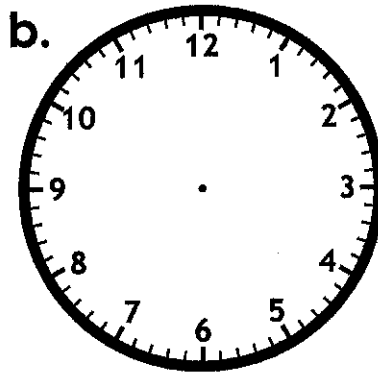
Name: _____

Telling Time

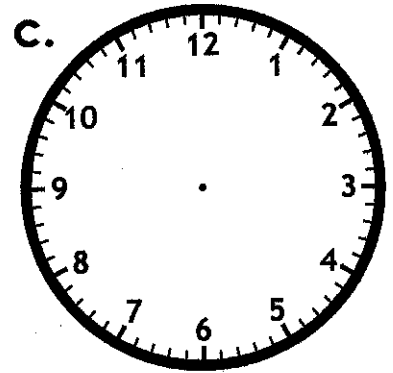
Draw the hands on the clock to show the time.



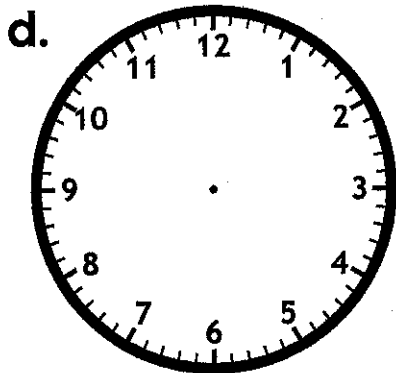
4:30



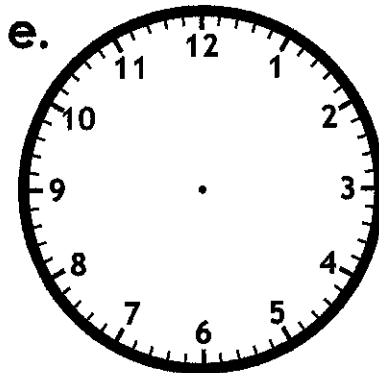
11:30



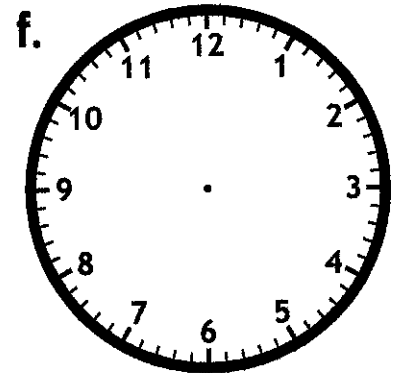
7:00



6:30



9:00

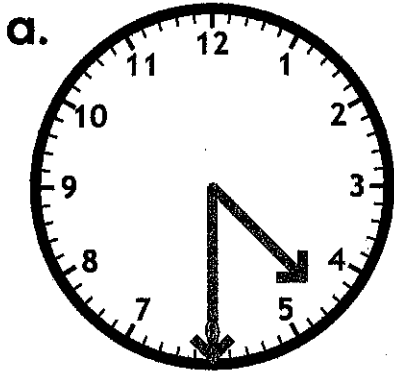


5:30

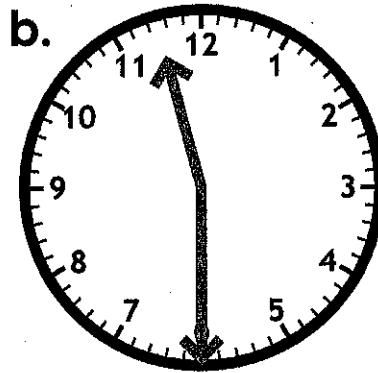
ANSWER KEY

Telling Time

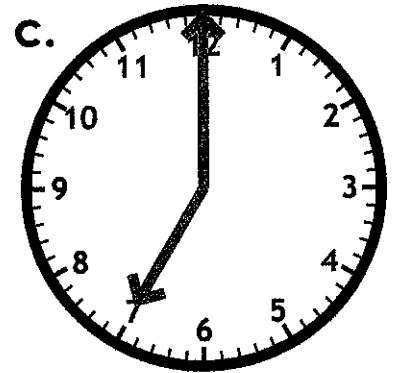
Draw the hands on the clock to show the time.




4:30



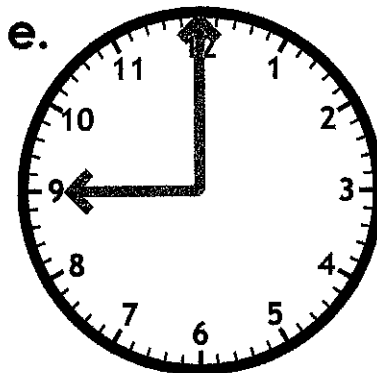
11:30



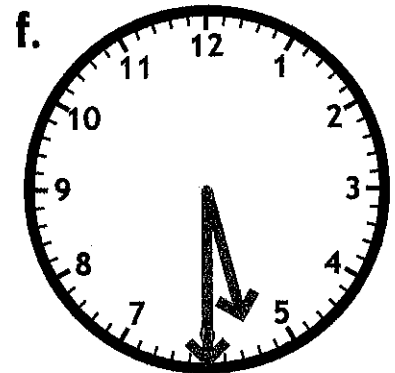
7:00



6:30



9:00




5:30

Read the poem "In the Park." Then answer
Numbers 1 to 6.

In the Park

In a lake,
On a log,
I see a
Little frog.



Copyright © The McGraw-Hill Companies, Inc.

GO ON →

In the grass
By the lake,
I see a
Big green snake.

In a hive,
On a tree,
I see a
Yellow bee.

Look up now,
In the sky,
Little birds
Flying by.

In the park,
I can see
Many things
Around me.

Name: _____ Date: _____

Now answer Numbers 1 to 6. Base your answers on the poem "In the Park."

- 1** You can see _____ things.
- Ⓐ have
 - Ⓑ look
 - Ⓒ many
- 2** There is _____ dog in the park.
- Ⓐ one
 - Ⓑ use
 - Ⓒ want
- 3** The little birds are _____ .
- Ⓐ fly
 - Ⓑ flyed
 - Ⓒ flying

Name: _____ Date: _____

4 What word in the poem rhymes with see?

- Ⓐ by
- Ⓑ me
- Ⓒ now

5 Which line repeats in the poem?

- Ⓐ I see a
- Ⓑ In a lake
- Ⓒ Many things

6 What does the person in the poem see FIRST?

- Ⓐ a snake
- Ⓑ a frog
- Ⓒ a bee

Copyright © The McGraw-Hill Companies, Inc.


GO ON →


Read the story "A Banana Trip." Then answer Numbers 7 to 14.

A Banana Trip

Many people love bananas.
 They are sweet and taste good.

Bananas grow in hot places.
 These places are far away.
 First, the workers pick the bananas.
 The bananas go to a shed.
 Workers wash the bananas.
 Then they put them in boxes.


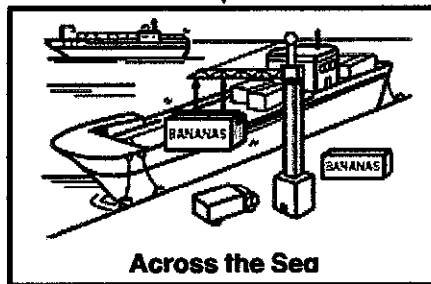






The bananas aren't yellow now.
They are green.
The bananas will get ripe later.

A truck takes them to a ship.
The ship goes over the sea.
Then it comes to land.
A truck picks up the bananas.
It takes the bananas to a store.

The bananas are yellow now.
Yum!
They are ready to eat!



Copyright © The McGraw-Hill Companies, Inc.

Name: _____ Date: _____

Now answer Numbers 7 to 14. Base your answers on the story “A Banana Trip.”

- 7** Bananas are good to _____ .
- Ⓐ eat
 - Ⓑ go
 - Ⓒ run
- 8** Where do bananas grow?
- Ⓐ in hot places
 - Ⓑ in the store
 - Ⓒ in the sea
- 9** How are bananas at the store **DIFFERENT** from bananas picked from the tree?
- Ⓐ Bananas at the store are green.
 - Ⓑ Bananas at the store are bigger.
 - Ⓒ Bananas at the store are yellow.

Copyright © The McGraw-Hill Companies, Inc.

Name: _____ Date: _____

- 10** What happens **RIGHT AFTER** the bananas are taken off the ship?
- Ⓐ They go to the store.
 - Ⓑ The ship comes to land.
 - Ⓒ They are packed in boxes.
- 11** Look at the chart on page 7. What happens to the bananas in the shed?
- Ⓐ They are cut.
 - Ⓑ They get ripe.
 - Ⓒ They are washed.
- 12** The captions on page 7 tell you _____ .
- Ⓐ how bananas get to the store
 - Ⓑ why bananas are yellow
 - Ⓒ how bananas get ripe

Name: _____ Date: _____

13 Read this sentence from the story.

The bananas aren't yellow now.

Which words mean the same as aren't?

- Ⓐ are not
- Ⓑ have not
- Ⓒ were not

14 At first, the bananas are _____ .


- Ⓐ girl
- Ⓑ green
- Ⓒ grow

Copyright © The McGraw-Hill Companies, Inc.

Read the story “Why Dogs Live with People.”
Then answer Numbers 15 to 24.

Why Dogs Live with People


Long ago, two dogs were cold.
 They needed a place to stay.
 One day, they went to Sage’s house.
 Sage the sheep said, “Come in.
 You can stay here.”



Copyright © The McGraw-Hill Companies, Inc.


GO ON →

The dogs went inside.
But at night they barked.
The next morning, Sage was mad.
She said, "You must go!
You bark too much.
Lion will find my house.
Lion will eat me."



Copyright © The McGraw-Hill Companies, Inc.

So the dogs left.
They went to Lance's house.
Lance the lion said, "Come in.
You can stay here."



Copyright © The McGraw-Hill Companies, Inc.

The dogs went inside.
But at night they barked.
They barked all night.
The next morning, Lance said,
"Go away!
You bark too much.
People will find me.
They will put me in a zoo."



Copyright © The McGraw-Hill Companies, Inc.

So the dogs found a family's house.
 The family took them in.
 They fed the dogs.
 The dogs did not bark all night.
 The dogs were happy.
 The people were happy, too.
 From that day on, dogs have lived
 with people.



Copyright © The McGraw-Hill Companies, Inc.

GO ON →

Name: _____ Date: _____

Now answer Numbers 15 to 24. Base your answers on the story “Why Dogs Live with People.”

- 15** How many dogs are in the story?
- Ⓐ 2 dogs
 - Ⓑ 3 dogs
 - Ⓒ 4 dogs
- 16** Why do the dogs look for a place to stay?
- Ⓐ They are cold.
 - Ⓑ They are too hot.
 - Ⓒ They want to eat.
- 17** Where do the dogs go **FIRST**?
- Ⓐ the lion’s house
 - Ⓑ the family’s house
 - Ⓒ the sheep’s house

Copyright © The McGraw-Hill Companies, Inc.

GO ON →

Name: _____ Date: _____

- 18 The dogs were _____ .
- Ⓐ barking
 - Ⓑ barked
 - Ⓒ barks
- 19 Sage says the lion will find her house because _____ .
- Ⓐ she cannot sleep
 - Ⓑ the dogs bark too much
 - Ⓒ she wants more dogs to come to her house
- 20 Why does Lance the lion tell the dogs to go away?
- Ⓐ They eat too much.
 - Ⓑ They bark too much.
 - Ⓒ They are too big for his house.

Name: _____ Date: _____

21 Where will people put Lance the lion if they find him?

- Ⓐ in a house
- Ⓑ on a ship
- Ⓒ in a zoo

22 Read this sentence from the story.

The dogs did not bark all night.

Which word means the same as did not?


- Ⓐ didn't
- Ⓑ doesn't
- Ⓒ don't

Name: _____ Date: _____

- 23 The people were _____ , too.
- Ⓐ after
 - Ⓑ happy
 - Ⓒ now
- 24 What happens LAST in the story?
- Ⓐ The dogs go to the elephant's house.
 - Ⓑ The dogs go to the lion's house.
 - Ⓒ The dogs live with the family.

This is a story that Yoko wrote. Read the story. Then answer Numbers 25 to 29.

(1) My dog's name is fluffer. (2) I likes my dog. (3) I feed her (4) Mom and I giver her a bath. (5) Last week, I walks her every day. (6) Fluffer is a good pet.



Copyright © The McGraw-Hill Companies, Inc.

Name: _____ Date: _____

- 25 What is the BEST way to write sentence 1?
- Ⓐ My Dog's name is fluffer.
 - Ⓑ My dog's name is Fluffer.
 - Ⓒ my dog's name is fluffer.
- 26 What is the BEST way to write sentence 2?
- Ⓐ I like my dog.
 - Ⓑ I liked my dog.
 - Ⓒ I liking my dog.
- 27 What is the BEST way to write sentence 3?
- Ⓐ I feed her?
 - Ⓑ I feed her,
 - Ⓒ I feed her.

Name: _____ Date: _____

28 What is the BEST way to write sentence 5?

- Ⓐ Last week, I walk her every day.
- Ⓑ Last week, I walked her every day.
- Ⓒ Last week, I walking her every day.


29 What is sentence 6 about?

- Ⓐ is
- Ⓑ good
- Ⓒ Fluffer

Copyright © The McGraw-Hill Companies, Inc.

Read the story. Choose the word that correctly completes Numbers 30 to 34.

I (30) a new pet. (31) takes me to a pet store. We look at cats. We look at birds. I (32) a fish. My (33) name is Goldie. It (34) a good name!



Copyright © The McGraw-Hill Companies, Inc.

30 What answer should go in blank (30)?

- Ⓐ want
- Ⓑ wants
- Ⓒ wanting

31 What answer should go in blank (31)?

- Ⓐ dad
- Ⓑ Dad
- Ⓒ DAD

32 What answer should go in blank (32)?

- Ⓐ gets
- Ⓑ getting
- Ⓒ will get

Name: _____ Date: _____

33 What answer should go in blank (33)?

Ⓐ fish's

Ⓑ fishs

Ⓒ fish

34 What answer should go in blank (34)?


Ⓐ are

Ⓑ be

Ⓒ is


Choose the word that names the picture.

35




- Ⓐ bag
- Ⓑ big
- Ⓒ bug

36



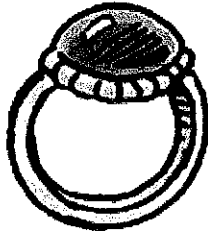
- Ⓐ brad
- Ⓑ bread
- Ⓒ bride

37




- Ⓐ snag
- Ⓑ drag
- Ⓒ flag

38




- (A) ring
- (B) rank
- (C) rest

39



- (A) ship
- (B) chip
- (C) rich

40



- (A) not
- (B) nut
- (C) note



Name _____ Mon.

Synonyms

Synonyms are different words that mean almost the same thing.

Scary is another way to say **frightening**.

Use the word bank to find new words that mean almost the same thing as the underlined words. Write them on the lines.

Word Bank

choose


howl

roar

slither

swing

1. A lion has a loud growl. _____
2. You can see the monkeys sway from tree to tree. _____
3. Giraffes select leaves from tall trees. _____
4. Listen! Wolves wail at night. _____
5. Careful! A snake may slide into your lunch. _____









Synonyms

Some words have the same or almost the same meaning. They are called **synonyms**.

happy glad

Read the words. Circle the word that means almost the same as the underlined word.

<p>1. The animal is very <u>big</u>!</p> 	<p>cold loud large</p>
<p>2. Mario will <u>yell</u> to dad.</p> 	<p>shout eat jump</p>
<p>3. The mouse is <u>small</u> and furry.</p> 	<p>good thin little</p>
<p>4. James has a nice <u>smile</u>.</p> 	<p>tall grin soft</p>
<p>5. Here comes the <u>boat</u>!</p> 	<p>talk ship hop</p>
<p>6. What will Emma <u>discover</u>?</p> 	<p>find fall laugh</p>

Name _____ Thurs.

Synonyms

Write two synonyms under each picture. Use the word bank to help you.

Word Bank

begin

closed

road

rock

sad

shut

speak

start


stone

street

talk

unhappy


1.




2.



3.




4.



5.



6.



Synonyms

Some words have the same or almost the same meaning. They are called **synonyms**.

near close

Read the sentences. Find a word in the word bank that means almost the same as the underlined word. Write it on the line.

Word Bank

big


shut

sleepy


start

talk

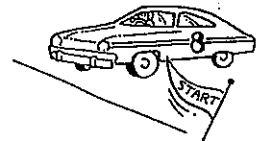
1. The storybook is large. _____



2. The baby grew very tired. _____




3. The race should begin soon. _____



4. Speak into the microphone. _____



5. The door is closed. _____



Read the story. Ask yourself, "What is this story about?"

The sun can burn a hippo.
So a hippo stays in water.
The water keeps a hippo cool.
It will stay in water for most of the day.
A hippo can go deep into the water.
Just the top of its head sticks out.
A hippo comes out of the water to eat.
It eats at night.
It eats after the hot sun goes down.



Fill in the circle next to the correct answer.


1. What is the story about?

- Ⓐ A hippo eats at night.
- Ⓑ A hippo stays out of the sun.
- Ⓒ A hippo is very big.

2. What is true about a hippo?

- Ⓐ A hippo can go deep into the water.
- Ⓑ A hippo eats most of the day.
- Ⓒ A hippo likes the hot sun.

3. Which one does a hippo do at night?



ENDING SOUNDS

Read the first sentence in the story.

Circle the three words that have the same ending sound.

Test

Read the story. Ask yourself, "What is this story about?"

Alex and Nate were bored.
 Nate wanted to play with toy cars.
 But Alex wanted to play a new game.
 "I know! Let's play car wash!" said Alex.
 The boys put their toy cars in a line.
 Nate covered the cars with soap.
 Alex washed off the soap with a hose.
 The cars and the boys got very wet.
 The car wash was a boy wash, too!



in t

Fill in the circle next to the correct answer.

Wha

ack

D T

D T

D T

1. What is the story about?

- A Two boys are bored.
- B Two boys play with toy cars.
- C Two boys take a bath.

3. Which one tells about Alex?

- A Alex wants more toy cars.
- B Alex likes to play the same thing over and over.
- C Alex likes to play new games.

Wha

D T

D T

D T

th

2. What does the last sentence in the story mean?

- A The boys got wet and soapy.
- B Nate put soap on Alex.
- C Alex wet Nate with the hose.

BEGINNING SOUNDS


Look back at the story.

Circle two words that begin with the same sound you hear in want.

RD

le t

So many strawberries to pick,
It's hard to know where to start!
Let's pick the largest ones
And bake them in a tart.



RULE

An **r** after a vowel makes the vowel sound different from the usual short or long sound. You can hear the **ar** sound in **hard**, **start**, and **largest**.



Find the word in the box that will finish each sentence. Print it on the line.

apart star hard part car
hardly start large jars


1. I picked out a new model _____ kit.
2. I got two _____ of paint, too.
3. I could hardly wait to _____ on it.
4. I glued it so the car wouldn't fall _____.
5. There were small parts and _____ parts.
6. The tires were _____ to fit, but I did it.
7. I stuck gold _____ stickers on the sides.
8. I could _____ believe it when it was done.
9. The best _____ was showing it to my friends.

Name _____

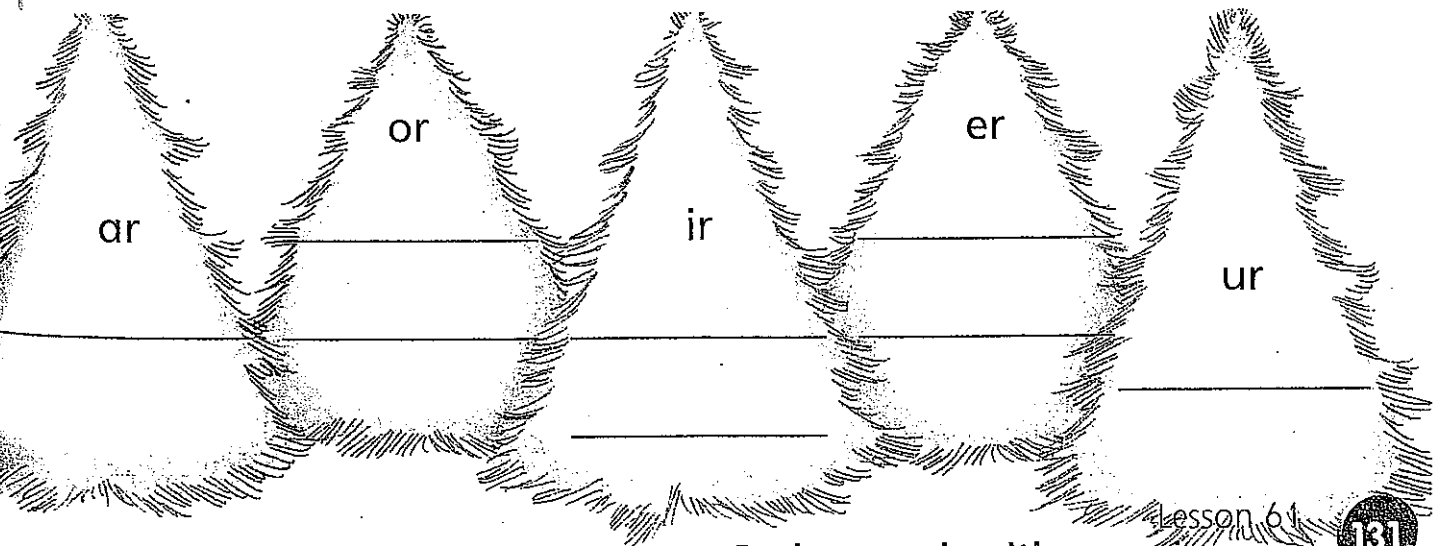
Find the word in the box that will finish the sentence.
Print it on the line.

store never turn dirt
first evergreen forty started


1. This is the _____ tree I ever planted.
2. It is a fir tree called an _____.
3. That means it will _____ change colors.
4. We bought it at a plant _____.
5. We _____ by digging a deep hole.
6. Afterwards we put the _____ back in the hole.
7. It is my _____ to water the tree today.
8. In _____ years, this tree will be huge.



Write each word from the box on the tree that shows its vowel sound.



Read the story "Curt and Herbie in Space."
Then answer Numbers 1 to 5.



Curt and Herbie in Space

"You can tell by looking at the sky," says Herbie. "The sun is small."

"No," says Curt. "The sun is large. It only looks small because it is so far away!"

The boys cannot agree. Their teacher makes a plan to help them.

"I will take our class up in my spaceship," she says.

“Great! Then we can see how big the sun is!” says Curt.

The travelers hop into the spaceship.


First, the teacher makes the spaceship go up high. Then she whirls it around.

“Whoa!” cries Herbie. “What is that?”

“Venus!” says Curt. “It’s a planet that travels close to the sun.”

The spaceship hurls through space. Then the kids see another planet.

“That is Mercury!” Herbie blurts out. “Its path passes close to the sun, too!”



Name: _____ Date: _____

4 Why does Curt want to tell his family about the class trip?

- Ⓐ He did not like the trip.
- Ⓑ He was excited to see the planets.
- Ⓒ He saw Mercury pass close to Venus.

5 Why does Herbie change his mind about the size of the sun?

Copyright © The McGraw-Hill Companies, Inc.

Name: _____ Date: _____

Choose the best answer.

- 6 Which word is a stronger way to say “turns around quickly”?
- Ⓐ heads
 - Ⓑ passes
 - Ⓒ whirls
- 7 Which word is a stronger way to say “large”?
- Ⓐ big
 - Ⓑ huge
 - Ⓒ tiny

Name: _____ Date: _____

Now answer Numbers 1 to 5. Base your answers on the story "Curt and Herbie in Space."

1 Curt says that the sun looks small because it is so _____.


- Ⓐ bright
- Ⓑ near by
- Ⓒ far away

2 Why does the teacher take the class up in her spaceship?

- Ⓐ She wants the boys to see the size of the sun.
- Ⓑ She wants the boys to have an exciting class trip.
- Ⓒ She wants to show the boys what a spaceship looks like.

3 Why does the teacher make the spaceship go up so high?

- Ⓐ She is in a hurry to leave the school.
- Ⓑ She needs to keep the children quiet.
- Ⓒ She wants to get close to the planets.



“You are right!” yells Herbie. “The sun is really huge now!”

“Please take us back to the suburbs,” urges Curt. “I want to tell my family about this exciting trip!” The teacher turns her spaceship to the left, and they head back to school.

8 Which word is a stronger way to say "go fast"?

- Ⓐ hurry
- Ⓑ move
- Ⓒ walk

9 The tall glass is _____ of milk.


- Ⓐ full
- Ⓑ great
- Ⓒ poor

10 A monkey can _____ high in a tree.

- Ⓐ another
- Ⓑ climb
- Ⓒ through

Choose the word that names the picture.

11



- Ⓐ foam
- Ⓑ farm
- Ⓒ fern

12



- Ⓐ skirt
- Ⓑ skit
- Ⓒ skate

Name: _____ Date: _____

Choose the best answer.

13 Which word means “someone who paints”?

- Ⓐ paint
- Ⓑ painter
- Ⓒ painting

14 Which word means “someone who travels”?

- Ⓐ traveling
- Ⓑ traveled
- Ⓒ traveler

15 If you add -er to the word teach, you get a new word that means _____.

- Ⓐ a subject you study
- Ⓑ something you learn
- Ⓒ someone who teaches



Unit 5 week 2

Match each item on the left with the correct item on the right.


- | | |
|---------------------|------------------------------------------|
| 1. _____ observe | a. kind and thinks about how others feel |
| 2. _____ vast | b. watch carefully |
| 3. _____ certain | c. sure it is true |
| 4. _____ remained | d. very large |
| 5. _____ thoughtful | e. stay in same place |

Read the story "A Hen and Her Ducklings."
Then answer Numbers 1 to 5.

A Hen and Her Ducklings

Mom ducks are called hens. A hen makes a nest in a hollow. An oak tree hides the nest. The nest is located close to a pond.



The hen lays eggs. She sits on her nest. What if she must leave? The hen places grass over the nest. The eggs stay warm and safe. Soon the eggs hatch. Little ducklings peck at the shells.




Copyright © The McGraw-Hill Companies, Inc.

GO ON →

Days pass. The ducks find food. They eat seeds and insects. Mom leads her ducklings to the pond. She has her slow ducklings close to her. This keeps them warm and safe. Soon Mom teaches her ducklings to swim.





It is cold. Snow comes. The pond is almost frozen. Ducks must go to a warm place. The ducklings leave the pond. They follow Mom. They whiz over the pine trees. Mom finds a place to stay for the winter. Then they all go back to the pond.

Soon the ducklings are grown. They do not need Mom's help.

Name: _____ Date: _____

Now answer Numbers 1 to 5. Base your answers on the story "A Hen and Her Ducklings."

- 1** Mom stays close to her slow ducklings because she wants to _____ .
- Ⓐ teach them how to swim
 - Ⓑ keep them warm and safe
 - Ⓒ let them eat seeds and insects
- 2** Which is a **DETAIL** from the story?
- Ⓐ There are eight ducklings.
 - Ⓑ Mom teaches her ducklings to swim.
 - Ⓒ Mom leaves her ducklings at the pond.
- 3** Where do a hen and her ducklings go when it is cold?
- Ⓐ They go to an oak tree.
 - Ⓑ They go to a cold pond.
 - Ⓒ They go to a warm place.

Name: _____ Date: _____

- 4 Which sentence tells the MAIN IDEA of the story?
- Ⓐ A hen finds a good place to nest.
 - Ⓑ Ducklings move to a warm place.
 - Ⓒ A mom duck takes care of her ducklings.

5 How does a mom duck protect her eggs?

Name: _____ Date: _____

Choose the best answer.

- 6 An oak and a pine are kinds of _____.
- Ⓐ ducks
 - Ⓑ shells
 - Ⓒ trees
- 7 Which word does NOT belong in the word category "things ducks eat"?
- Ⓐ eggs
 - Ⓑ insects
 - Ⓒ seeds
- 8 In what word category do the words hollow, nest, and pond belong?
- Ⓐ animals
 - Ⓑ places
 - Ⓒ water

Name: _____ Date: _____

9 Is there any _____ room on the bus?

(A) find

(B) more

(C) over

10 Soon we will _____ to eat.

(A) warm

(B) food

(C) start

Name: _____ Date: _____

Choose the word that names the picture.

11



- Ⓐ bell
- Ⓑ bowl
- Ⓒ bale

12



- Ⓐ coat
- Ⓑ cat
- Ⓒ cot

Choose the best answer.

13 Which word **STARTS** with an open syllable?

- Ⓐ napkin
- Ⓑ locate
- Ⓒ hello

14 Which word **ENDS** with an open syllable?

- Ⓐ dust
- Ⓑ finish
- Ⓒ ago

15 Read the sentence.

Dad and I looked at the land below us.

Which word has an open syllable?

- Ⓐ below
- Ⓑ land
- Ⓒ looked




Name: _____

Unit 4 Week 3

Match each item on the left with the correct item on the right.

- | | |
|----------------------|------------------------------------|
| 1. _____ survive | a. give what is needed |
| 2. _____ provide | b. to talk |
| 3. _____ communicate | c. continue to live |
| 4. _____ superior | d. much better than something else |
| 5. _____ wilderness | e. wild, natural area |

Read the story "Seal Moms." Then answer Numbers 1 to 5.




Seal Moms


Seals swim in the sea. Some dive deep. Each mom helps her pup. The small pups drink milk.

A mom sees that her pup is unsafe. An animal is hunting. Mom takes the pup in her teeth. She dives into the blue water. Now her pup is safe.

Mom swims away. Her pup is with other seals. Her pup is on the beach.

Mom comes back. How can she get her pup? Mom and pup have a call. No other seals have this call. Mom and pup keep calling. They see each other. Mom smells her pup. Each pup has its own smell. Now Mom has her pup.





Mom makes an ice hut. The hut keeps
away the chill. Mom helps her pup feel snug.

Mom and her pup rub noses. They like
to do this. Mom and her pup are glad to
be together.

Name: _____ Date: _____

Now answer Numbers 1 to 5. Base your answers on the story "Seal Moms."

- 1** What do the small pups drink?
- Ⓐ They drink tea.
 - Ⓑ They drink milk.
 - Ⓒ They drink water.
- 2** Mom holds her pup in her teeth to _____.
- Ⓐ make it sleep
 - Ⓑ keep it safe
 - Ⓒ clean it
- 3** How does a seal mom find her pup on the beach?
- Ⓐ She calls and smells her pup.
 - Ⓑ She makes an ice hut.
 - Ⓒ She waits for her pup.

4 Which sentence tells the MAIN IDEA of the story?

Ⓐ Mom seals stay on the beach.

Ⓑ Seal pups sleep in ice huts.

Ⓒ Mom seals help their pups.

5 What does a mom seal like to do with her pup?

Name: _____ Date: _____

Choose the best answer.

6 Read this sentence from the story.

Seals swim in the sea.

Which word in the sentence means “a kind of animal”?

- Ⓐ seal
- Ⓑ swim
- Ⓒ sea

7 Read this sentence from the story.

Mom helps her pup feel snug.

What does the word snug mean?

- Ⓐ afraid
- Ⓑ chill
- Ⓒ warm

8 Read these sentences from the story.

Mom makes an ice hut. The hut keeps away the chill.

A hut is _____.

- (A) a tree
- (B) a place
- (C) an animal

9 Dean put some paper _____ his notebook.

- (A) blue
- (B) into
- (C) small

10 Kay has many books _____ she likes to read.

- (A) because
- (B) other
- (C) or

Name: _____ Date: _____


Choose the word that names the picture.

11



- Ⓐ leaf
- Ⓑ lake
- Ⓒ life

12



- Ⓐ shed
- Ⓑ shape
- Ⓒ sheep

Choose the best answer.

13 Read this sentence from the story.

A mom sees that her pup is unsafe.

What does the word unsafe mean?

- Ⓐ safe before
- Ⓑ safe again
- Ⓒ not safe

14 What does the word refill mean?

- Ⓐ not full
- Ⓑ fill again
- Ⓒ fill before

15 What does the word preheat mean?

- Ⓐ heat before
- Ⓑ heat again
- Ⓒ not hot



Name: _____

Unit 4 week 2

Match each item on the left with the correct item on the right.

- | | |
|---------------------|--------------------------------------------------------|
| 1. _____ beneficial | a. risk of disappearing forever |
| 2. _____ dominant | b. way of acting |
| 3. _____ instinct | c. helpful |
| 4. _____ behavior | d. power over other animals it lives with |
| 5. _____ endangered | e. natural behavior of animals that they are born with |

Name: _____

Ian Goes Fishing

by Anita N. Amin

Early one morning, Ian and his dad were sitting in a canoe on a lake. Ian's dog, Sir Wags-a-Lot, was there too.

"I hope I catch a big fish," Ian told Dad.

Dad smiled. "Me, too."

Ian put a worm on his hook. Then he dropped his line in the water.

Something in the water moved.

"A fish!" Ian hoped it would bite his worm.

Sir Wags-a-Lot barked.

The fish darted away.

"Shh," Ian told Sir Wags-a-Lot. "You scared it!"

More fish came. Each time, Sir Wags-a-Lot barked. Each time, the fish swam away.

"Next time, that dog is staying home." Dad frowned.


Sir Wags-a-Lot quieted down.

Finally, a fish swam up to the line. It bit the worm. Ian pulled up on his pole, but the fish swam away. "Fishing is hard," Ian said.

"Maybe we should move to a new spot," Dad said.

Sir Wags-a-Lot leaped into the lake. He came up with a big fish in his mouth.


Ian laughed. "Sir Wags-a-Lot doesn't need a fishing pole. He's the best fisherman of all!"



Name: _____

Ian Goes Fishing

by Anita N. Amin



1. Where did Ian and his dad fish?

- a. in a river
- b. in a pond
- c. in a lake
- d. in a pool

2. How many fish did Ian catch? _____

3. Ian's dad said, "Next time, that dog is staying home." Why did he say this?

4. Every time Sir-Wags-a-Lot barked, Ian and his dad probably felt...


- a. excited
- b. happy
- c. tired
- d. upset

5. What happened when Sir-Wags-a-Lot jumped in the water?

Name: _____

Ian Goes Fishing

by Anifa N. Amin




Draw straight lines to match each vocabulary word on the left with the definition on the right.

- | | | |
|------------|---|------------------------------------------|
| 1. canoe | • | • long, thin animal with no arms or legs |
| 2. lake | • | • small boat |
| 3. worm | • | • jumped |
| 4. darted | • | • moved fast |
| 5. quieted | • | • stopped making noise |
| 6. leaped | • | • body of water |

ANSWER KEY

Ian Goes Fishing

by Anita N. Amin



1. Where did Ian and his dad fish? c

- a. in a river
- b. in a pond
- c. in a lake
- d. in a pool

2. How many fish did Ian catch? none

3. Ian's dad said, "Next time, that dog is staying home." Why did he say this?

The dog kept barking and scaring the fish away.

4. Every time Sir-Wags-a-Lot barked, Ian and his dad probably felt... d

- a. excited
- b. happy
- c. tired
- d. upset


5. What happened when Sir-Wags-a-Lot jumped in the water?

He caught a fish with his mouth.

ANSWER KEY

Ian Goes Fishing

by Anita N. Amin



Draw straight lines to match each vocabulary word on the left with the definition on the right.

1. canoe

long, thin animal with no arms or legs

2. lake

small boat

3. worm

jumped

4. darted

moved fast

5. quieted

stopped making noise

6. leaped

body of water

Name: _____

Types of Sentences

Statements end with a period. (.)

Questions end with a question mark. (?)

Exclamations end with an exclamation point. (!)

Read each sentence and add the correct punctuation mark(s). Then, write *statement, question, or exclamation* on the line.

1. Are you feeling well today ____ _____
2. Papa made homemade cookies ____ _____
3. Hooray ____ Jimmy's team won ____ _____
4. When is your birthday ____ _____
5. Is this your new television ____ _____
6. Wow ____ Look at the fireworks ____ _____
7. It rained all day long ____ _____
8. Have you met my friend Julie ____ _____
9. I want to have a bowl of soup for lunch ____ _____
10. Can you make it to my birthday party ____ _____
11. Ouch ____ _____
12. Isn't this a beautiful night ____ _____
13. That is a very gentle pony ____ _____
14. Happy New Year ____ _____
15. Sara ate a slice of pizza for lunch ____ _____

ANSWER KEY

Types of Sentences

Statements end with a period. (.)

Questions end with a question mark. (?)

Exclamations end with an exclamation point. (!)

Read each sentence and add the correct punctuation mark(s). Then, write *statement*, *question*, or *exclamation* on the line.

- | | |
|----------------------------------------------|--------------------|
| 1. Are you feeling well today ? | <u>question</u> |
| 2. Papa made homemade cookies . | <u>statement</u> |
| 3. Hooray ! Jimmy's team won ! | <u>exclamation</u> |
| 4. When is your birthday ? | <u>question</u> |
| 5. Is this your new television ? | <u>question</u> |
| 6. Wow ! Look at the fireworks ! | <u>exclamation</u> |
| 7. It rained all day long . | <u>statement</u> |
| 8. Have you met my friend Julie ? | <u>question</u> |
| 9. I want to have a bowl of soup for lunch . | <u>statement</u> |
| 10. Can you make it to my birthday party ? | <u>question</u> |
| 11. Ouch ! | <u>exclamation</u> |
| 12. Isn't this a beautiful night ? | <u>question</u> |
| 13. That is a very gentle pony . | <u>statement</u> |
| 14. Happy New Year ! | <u>exclamation</u> |
| 15. Sara ate a slice of pizza for lunch . | <u>statement</u> |

Name: _____

Nouns

Cut out the noun tiles at the bottom of the page. Glue them into the box under the correct type of noun.

People	Places	Things	Ideas

Super Teacher Worksheets - www.superteacherworksheets.com

knowledge	actor	hotel	discovery
carrot	truth	man	coat
grandpa	guitar	dream	school
stone	farm	king	candle
town	wish	home	waitress
bank	principal	clock	luck

ANSWER KEY

Nouns

Cut out the noun tiles at the bottom of the page. Glue them into the box under the correct type of noun.

People	Places	Things	Ideas
grandpa	town	carrot	knowledge
actor	bank	stone	truth
principal	farm	guitar	wish
man	hotel	clock	dream
king	home	coat	discovery
waitress	school	candle	luck

Name: _____

A Perfect Picnic

By Guy Belleranti

Mark and Ava decided to have a picnic in the back yard.

"I brought bread and cheese," Mark told his sister.

"I brought carrots," Ava said, "but I wish we had fruit."

"We do," said Mark. "We can pick berries off our bushes."

Ava smiled. "Okay. We better hurry. Those look like rain clouds."

They quickly began picking berries.

The wind started to blow.

They picked faster.

Suddenly, thunder boomed. Then, rain poured down!


Mark and Ava grabbed all the food and ran into the house.

"I am sorry your picnic was rained out," Mom said.

"Me, too," Mark said.

"It does not have to be rained out!" Ava said. "We can have a picnic in the house. You can join us, Mom."


"Great idea," Mark said. "It will be perfect. We have bread, cheese, carrots, and berries to eat and a roof to keep us dry!"



Name: _____

A Perfect Picnic

By Guy Belleranti



1. What is missing from Mark and Ava's picnic?

- a. bread
- b. cheese
- c. carrots
- d. fruit

2. Why do Mark and Ava come inside?

- a. It is too hot.
- b. It is too windy.
- c. It starts to rain.
- d. They do not have enough food.

3. What do Mark and Ava decide to do after they come inside?

_____.

4. Who joins Mark and Ava when they are back in the house?

_____.


5. How do Mark and Ava feel at the end of the story?

_____.

Name: _____

A Perfect Picnic

By Guy Belleranti




Draw lines to match the words from the story with their meanings.

- | | |
|------------|------------------------------------------------------|
| 1. picnic | a. do something quickly; rush |
| 2. hurry | b. a loud boom that comes after a flash of lightning |
| 3. berries | c. a food made from milk curds |
| 4. thunder | d. orange root vegetables |
| 5. carrots | e. a meal you eat outside on a blanket |
| 6. cheese | f. small, sweet fruits |

ANSWER KEY

A Perfect Picnic

By Guy Belleranti



1. What is missing from Mark and Ava's picnic? d

a. bread

b. cheese

c. carrots

d. fruit

2. Why do Mark and Ava come inside? c

a. It is too hot.

b. It is too windy.

c. It starts to rain.

d. They do not have enough food.

3. What do Mark and Ava decide to do after they come inside?

Mark and Ava decide to have the picnic indoors.

4. Who joins Mark and Ava when they are back in the house?

Mom joins Mark and Ava for their indoor picnic.


5. How do Mark and Ava feel at the end of the story?

Mark and Ava feel happy that they can still have the picnic.

ANSWER KEY

A Perfect Picnic

By Guy Belleranti



Draw lines to match the words from the story with their meanings.

1. picnic

2. hurry

3. berries

4. thunder

5. carrots

6. cheese

a. do something quickly; rush

b. a loud boom that comes after a flash of lightning

c. a food made from milk curds

d. orange root vegetables

e. a meal you eat outside on a blanket

f. small, sweet fruits

Name: _____

Compound Words Practice

A compound word is made from two smaller words that are joined together.

The words out and side can be joined together to make the compound word outside.

Part 1: Circle the compound word in each sentence.

1. The girls were playing softball at Veteran's Park
2. Amelia bought some balloons for Samuel's birthday.
3. Will somebody please help me clean the dining room?
4. Susan made some delicious cupcakes.
5. Dominic got a sunburn when he was swimming in the pool.

Part 2: Circle the compound word in each group.

- | | | | | |
|-----|------------|------------|-----------|----------|
| 6. | building | sunglasses | computer | jumped |
| 7. | happiness | thunder | snowflake | puppy |
| 8. | peanut | butter | picture | coloring |
| 9. | cooked | monkey | dragonfly | plastic |
| 10. | bumble bee | singer | mailbox | shirts |

Part 3: Complete each sentence with a compound word.

11. When I wake up in the morning, I use a _____ to clean my teeth.
12. For breakfast, I love to eat _____ with maple syrup.

ANSWER KEY

Compound Words Practice

A compound word is made from two smaller words that are joined together.

The words **out** and **side** can be joined together to make the compound word **outside**.

Part 1: Circle the compound word in each sentence.

1. The girls were playing **(softball)** at Veteran's Park
2. Amelia bought some balloons for Samuel's **(birthday)**.
3. Will **(somebody)** please help me clean the dining room?
4. Susan made some delicious **(cupcakes)**.
5. Dominic got a **(sunburn)** when he was swimming in the pool.

Part 2: Circle the compound word in each group.

- | | | | |
|--------------------|---------------------|--------------------|----------|
| 6. building | (sunglasses) | computer | jumped |
| 7. happiness | thunder | (snowflake) | puppy |
| 8. (peanut) | butter | picture | coloring |
| 9. cooked | monkey | (dragonfly) | plastic |
| 10. bumble bee | singer | (mailbox) | shirts |

Part 3: Complete each sentence with a compound word.

11. When I wake up in the morning, I use a **toothbrush** to clean my teeth.
12. For breakfast, I love to eat **pancakes** with maple syrup.