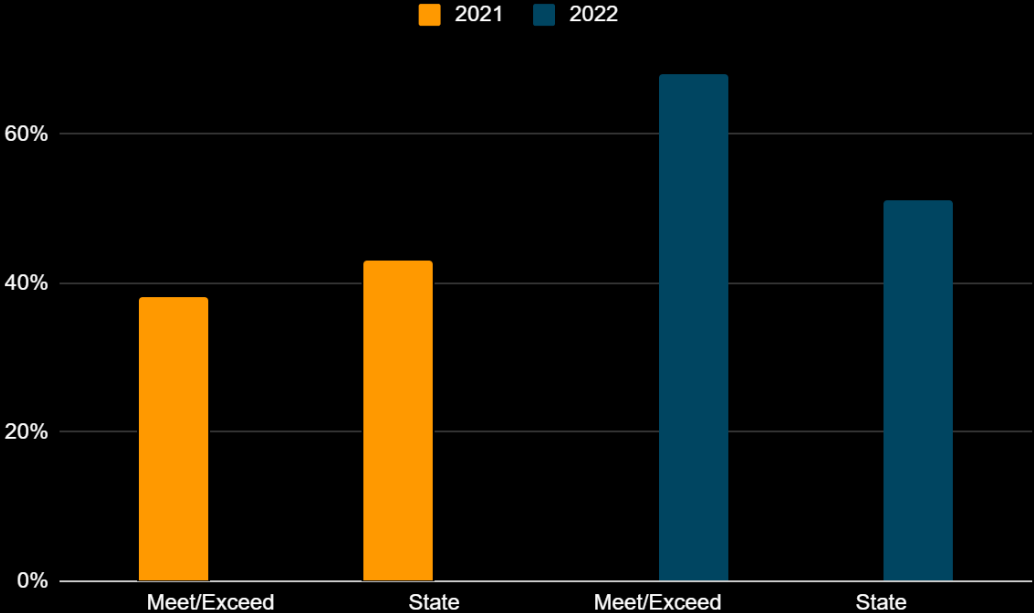


Beecher Junior High

Assessment Data January 2022

Illinois Science Assessment

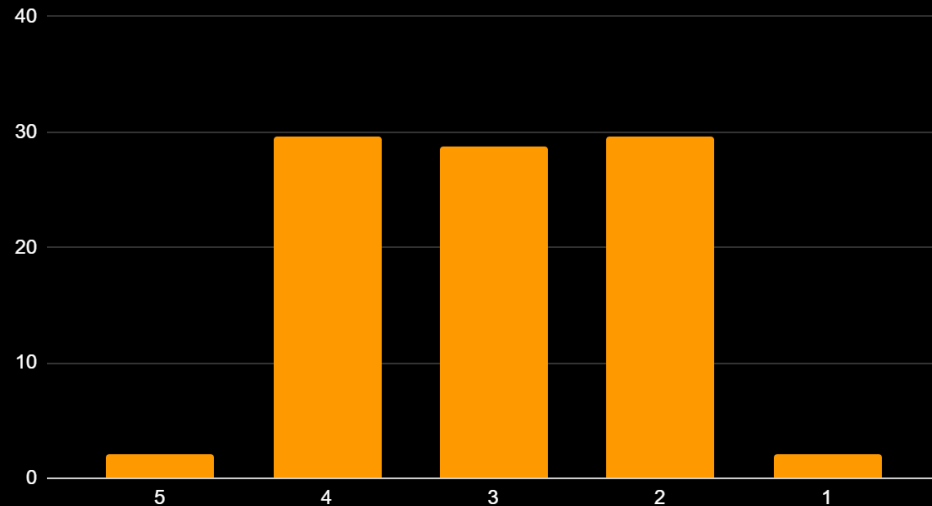


2021
38% Meet/Exceed
43% State

2022
68% Meet/Exceed
51% State

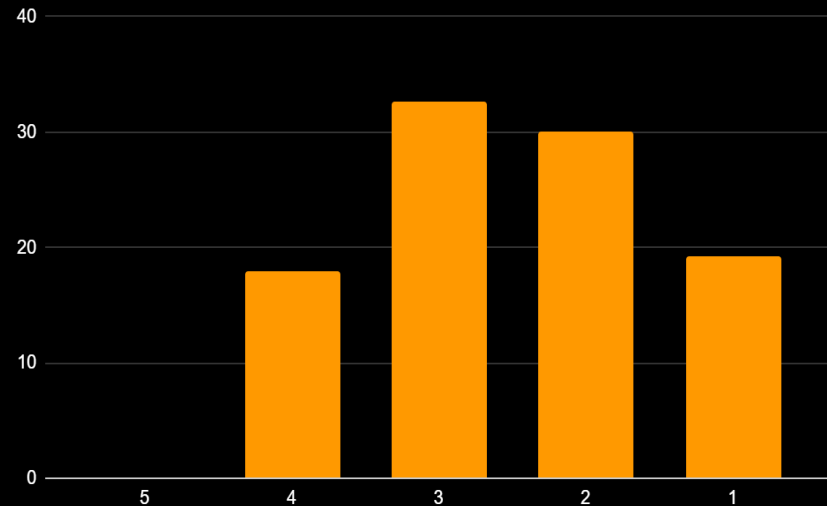
Overall IAR Scores

ELA



| 5 | 4 | 3 | 2 | 1 |
|------|-------|-------|-------|-------|
| 2.1% | 29.6% | 28.8% | 25.8% | 13.7% |

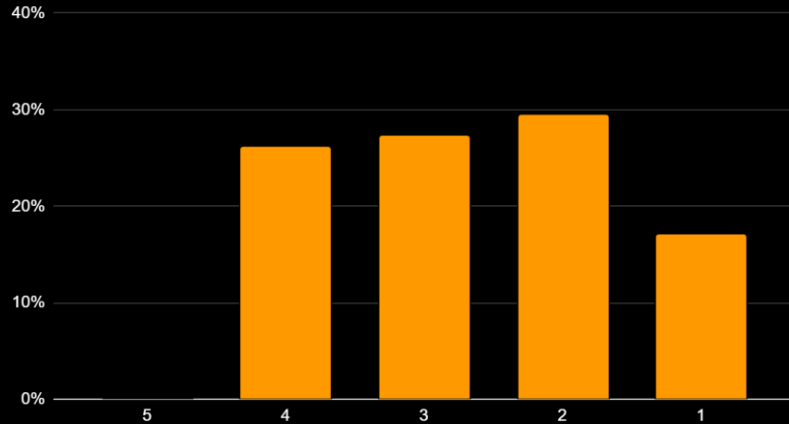
Math



| 5 | 4 | 3 | 2 | 1 |
|----|-----|-------|-----|-------|
| 0% | 18% | 32.6% | 30% | 19.3% |

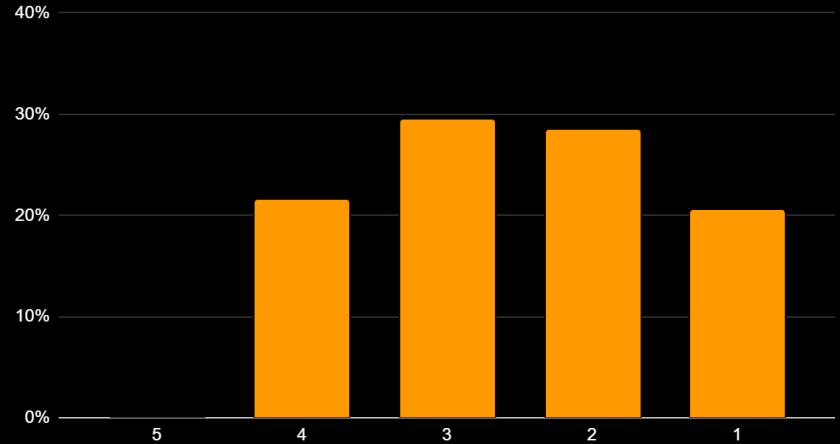
6th Grade IAR Scores (current 7th graders)

ELA



| | |
|---|-----|
| 5 | 0% |
| 4 | 26% |
| 3 | 27% |
| 2 | 30% |
| 1 | 17% |

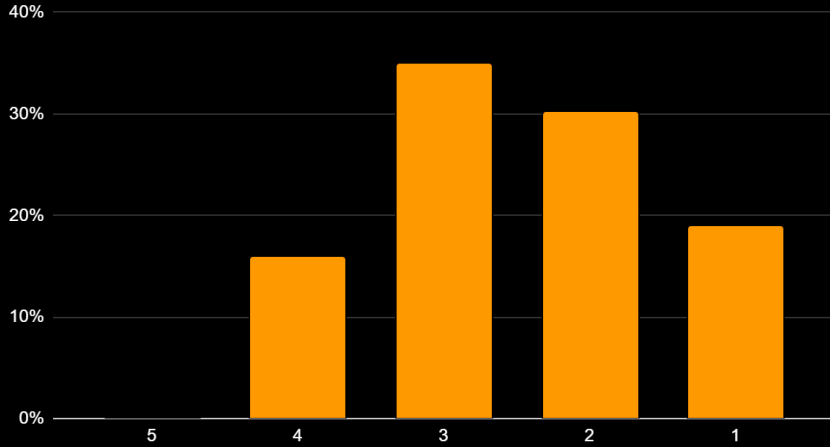
Math



| | |
|---|-----|
| 5 | 0% |
| 4 | 22% |
| 3 | 30% |
| 2 | 28% |
| 1 | 21% |

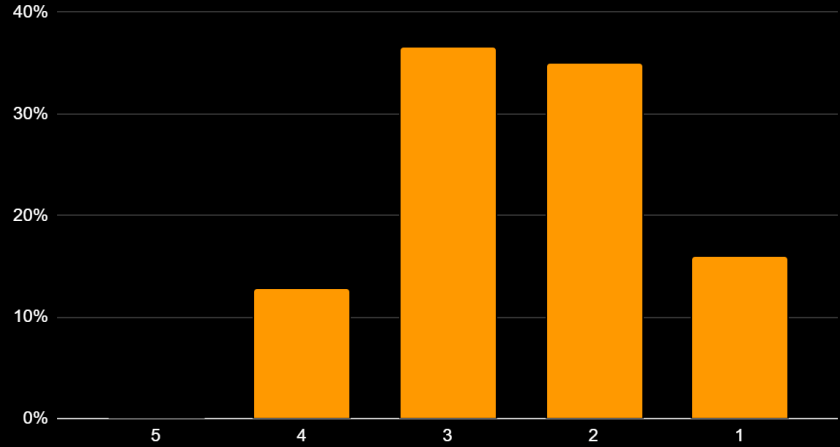
7th Grade IAR Scores (current 8th graders)

ELA



| | |
|---|-----|
| 5 | 0% |
| 4 | 16% |
| 3 | 35% |
| 2 | 30% |
| 1 | 19% |

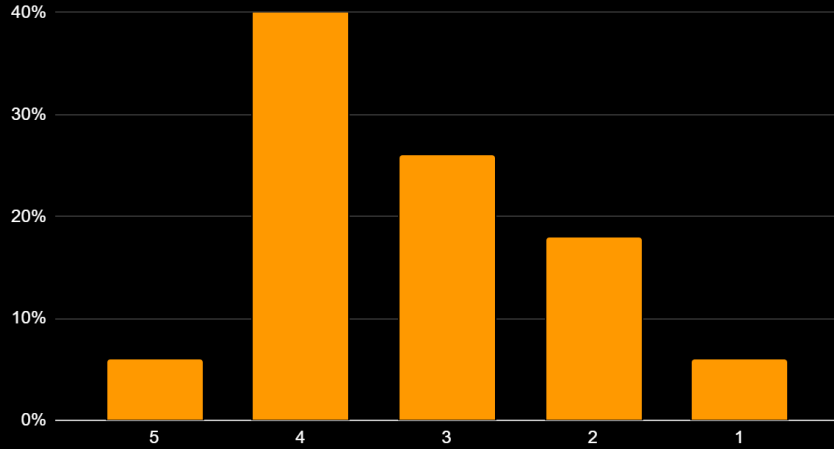
Math



| | |
|---|-----|
| 5 | 0% |
| 4 | 13% |
| 3 | 37% |
| 2 | 35% |
| 1 | 16% |

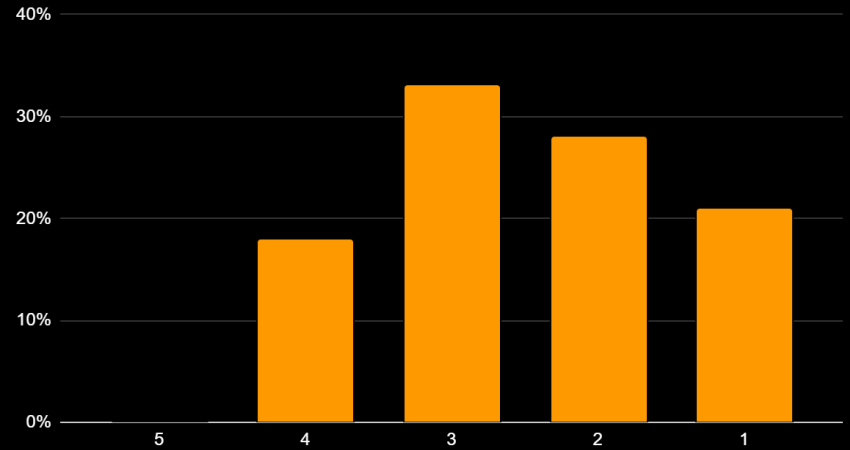
8th Grade IAR Scores (current freshmen)

ELA



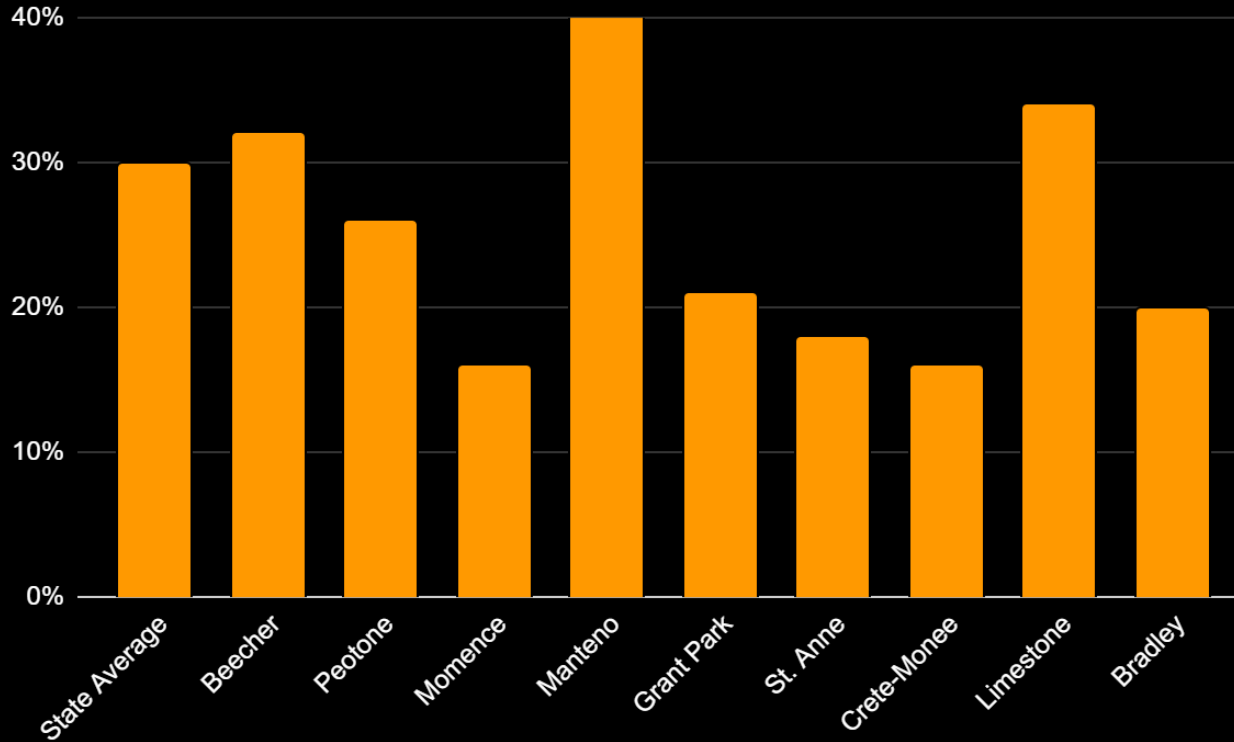
| | |
|---|-----|
| 5 | 6% |
| 4 | 44% |
| 3 | 26% |
| 2 | 18% |
| 1 | 6% |

Math



| | |
|---|-----|
| 5 | 0% |
| 4 | 18% |
| 3 | 33% |
| 2 | 28% |
| 1 | 21% |

ELA Area School Comparison '22



State Average 30%

Beecher 32%

Peotone 26%

Momence 16%

Manteno 42%

Grant Park 21%

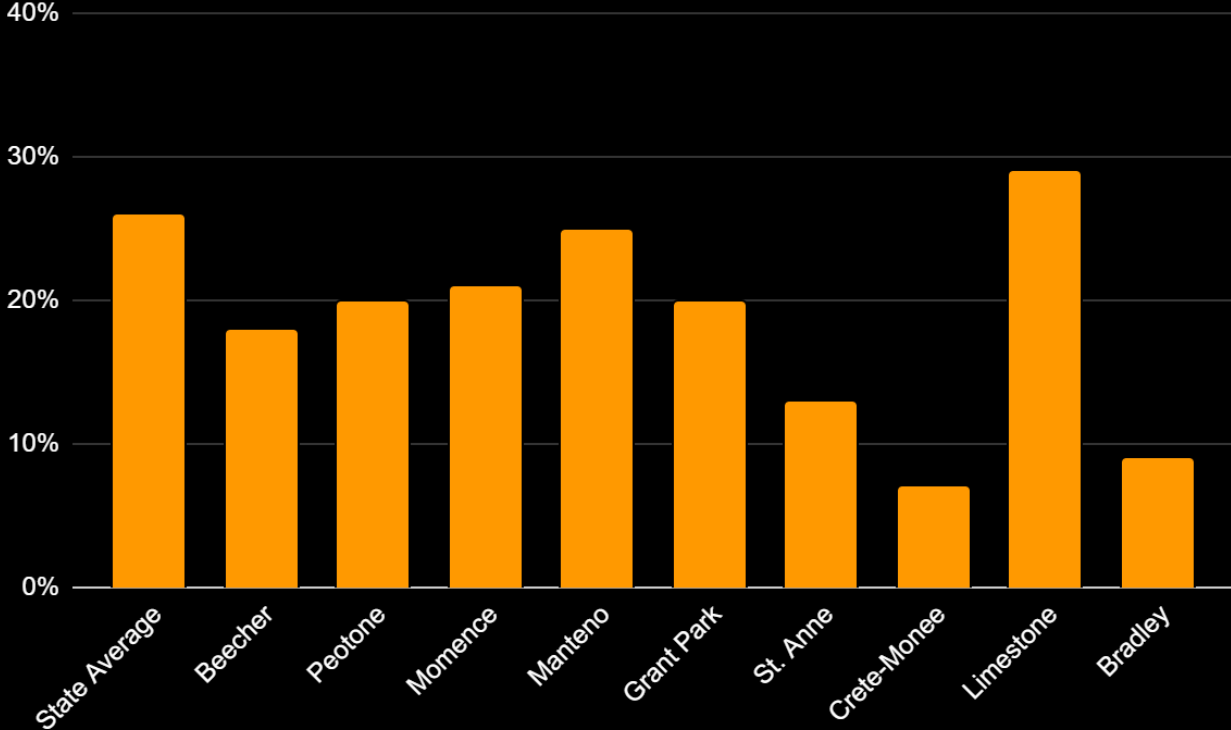
St. Anne 18%

Crete-Monee 16%

Limestone 34%

Bradley 20%

Math Area School Comparison '22



| | |
|---------------|-----|
| State Average | 26% |
| Beecher | 18% |
| Peotone | 20% |
| Momence | 21% |
| Manteno | 25% |
| Grant Park | 20% |
| St. Anne | 13% |
| Crete-Monee | 7% |
| Limestone | 29% |
| Bradley | 9% |

Improvement Strategies

Overall:

- Department teams met to analyze data to identify/address standards where scores are low.
- Increased Rtl program to 2 days a week with online interventions, as well as classwork/homework assistance.
- Consider increasing Rtl to more than 2 days a week (up to 5) for Tier III students.
- Consider EL classes for Spanish speaking students to work on vocabulary, etc., in place of Spanish and/or other electives.
- Cross-curricular instruction: Incorporate Math/ELA skills into other subjects such as social studies, science, and specials classes. (especially in regards to writing-extended responses)
- Administering 1 IAR test per day rather than 2.

Math:

- Separate small group math class for struggling students effective Q3.
- Networking with area schools to discuss new math series adoption and curriculum enhancements for '24-'25 school year.
- Work on more word problems/extended responses to explain process of solving problems.

ELA:

- Explore a K-8 or district-wide writing program.
- Utilize Wordly Wise workbooks rather than online Wordly Wise due to easier navigation, etc.