



Dear Future 4th Grade Superstars & Families,

We hope you have a great summer and enjoy your time off! However, we want to make sure that you continue to keep your reading and math skills fresh over the summer months. Please work on the following reading and math activities this summer:

Read *Fourth Grade Rats* by Jerry Spinelli. Then write one paragraph (4-5 complete and thoughtful sentences) sharing your opinion of this book. Please include details about what you like about the book. If you did not like the book, then you can share that, too!

Read an additional chapter book of your choice (NO graphic novels). Then write a summary of the book. Your summary should be at least two paragraphs in length. Be sure to include the title of the book and the author's name.

These paragraphs will count as your first quiz grade in reading class. Bonus points will be given if you use cursive.

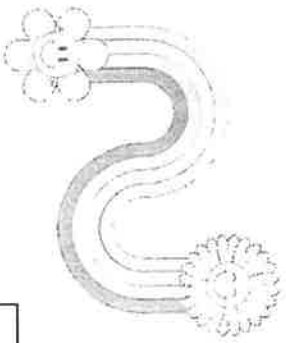
To help keep math skills sharp over the summer, students are expected to complete 5 XtraMath sessions per week throughout the summer break. Complete one XtraMath session per day, five days a week. After each complete session, a parent or guardian must initial the box for that day on the provided calendar. Students who complete at least 5 days each week for the entire summer will earn a special reward: A visit to Miss Soria's Treasure Box during the first week of school!

Let's keep those math facts strong and start the new school year with confidence! In addition to doing XtraMath each week please work on completing your IXL Flex Diagnostic Action plan. Each skill must be completed to 90% or higher. Completion of this plan will count as your first quiz grade for 4th grade.

These assignments are due in the first week of 4th grade!

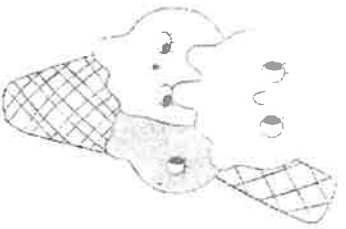
Enjoy your summer!!


Mrs. Dunham & Miss Soria



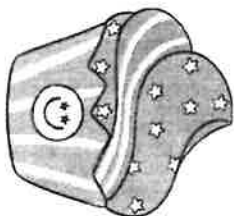
JUNE

SUNDAY	MONDAY	TUESDAY	WEDNESDAY	THURSDAY	FRIDAY	SATURDAY
1	2	3	4	5	6	7
8	9	10	11	12	13	14
15	16	17	18	19	20	21
22	23	24	25	26	27	28
29	30					


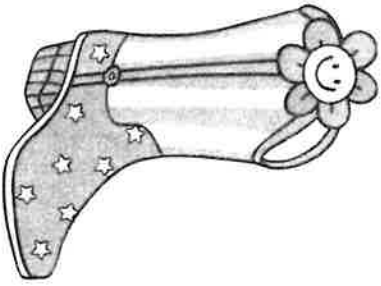


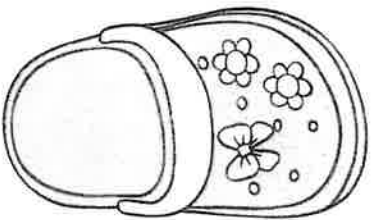


JULY



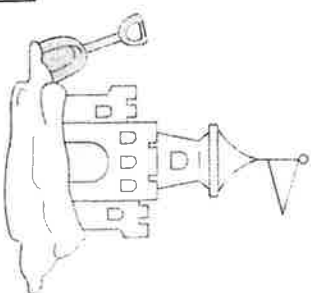
SUNDAY	MONDAY	TUESDAY	WEDNESDAY	THURSDAY	FRIDAY	SATURDAY
		1	2	3	4	5
6	7	8	9	10	11	12
13	14	15	16	17	18	19
20	21	22	23	24	25	26
27	28	29	30	31		





August

SUNDAY	MONDAY	TUESDAY	WEDNESDAY	THURSDAY	FRIDAY	SATURDAY
					1	2
3	4	5	6	7	8	9
10	11	12	13	14	15	16
17	18	19	20	21	22	23
24	25	26	27	28	29	30
31						



Name _____ Date _____

Expanded Form

Write the number in expanded form.

1. 2 tens 2 ones _____

2. 6 tens 4 ones _____

3. 7 tens _____

4. 5 tens 6 ones _____

5. 1 ten 9 ones _____

6. 8 tens _____

7. 1 ten 1 one _____

8. 5 tens 5 ones _____

9. 9 tens 9 ones _____

10. 4 tens 7 ones _____

11. 2 tens 5 ones _____

12. 6 tens 3 ones _____

13. 5 tens 0 ones _____

14. 3 tens 9 ones _____

Write how many tens and ones.

15. 23 = _____ tens _____ ones

16. 40 = _____ tens _____ ones

17. 8 = _____ tens _____ ones

18. 37 = _____ tens _____ ones

19. 17 = _____ ten _____ ones

20. 74 = _____ tens _____ ones

21. 60 = _____ tens _____ ones

22. 9 = _____ tens _____ ones

23. 42 = _____ tens _____ ones

24. 10 = _____ ten _____ ones

Name _____ Date _____

Count by 2s, 5s, 10s**Count by 2s.**

1. 12, _____, _____, _____, 20, _____, _____, _____, _____

2. 15, _____, _____, _____, 23, _____, _____, _____, _____

Count by 5s.

3. 15, _____, 25, _____, _____, _____, _____, _____, _____

4. 30, _____, 40, _____, _____, _____, _____, _____, _____

Count by 10s.

5. 10, _____, _____, _____, _____, _____, _____, _____, _____

6. 20, _____, _____, _____, _____, _____, _____, _____, _____

Write the missing numbers.

7. 10, 12, 14, _____, _____, 20

8. 22, 24, 26, _____, 30, _____

9. 20, 25, _____, 35, _____

10. 30, 40, 50, _____, _____, _____

11. 4, 6, _____, 10, _____, _____

12. 10, _____, _____, 25, _____

13. 50, 60, _____, _____, _____

14. 220, 230, _____, _____

Write the odd numbers between 44 and 60.

15. _____

Problem Solving

16. I am an even number between 8 and 12. You say me when you count by 2. What number am I? _____

17. I have 2 tens. I am an odd number. You say me when you count by 5. What number am I? _____

Name _____ Date _____

Money Less Than \$1.00

Write the amount shown in two ways. First use the cent sign (¢).
Then use the dollar sign (\$) and decimal point(.).

1.



2.



3.



4.



5.



6.

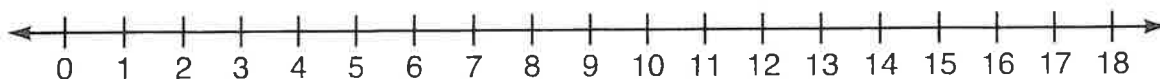


7.



8.



Addition Facts Through 18**Add. You may use the number line above.**

1.
$$\begin{array}{r} 2 \\ + 5 \\ \hline \end{array}$$

2.
$$\begin{array}{r} 9 \\ + 9 \\ \hline \end{array}$$

3.
$$\begin{array}{r} 7 \\ + 2 \\ \hline \end{array}$$

4.
$$\begin{array}{r} 9 \\ + 6 \\ \hline \end{array}$$

5.
$$\begin{array}{r} 6 \\ + 7 \\ \hline \end{array}$$

6.
$$\begin{array}{r} 2 \\ + 6 \\ \hline \end{array}$$

7.
$$\begin{array}{r} 8 \\ + 2 \\ \hline \end{array}$$

8.
$$\begin{array}{r} 9 \\ + 1 \\ \hline \end{array}$$

9.
$$\begin{array}{r} 5 \\ + 9 \\ \hline \end{array}$$

10.
$$\begin{array}{r} 9 \\ + 2 \\ \hline \end{array}$$

11.
$$\begin{array}{r} 8 \\ + 7 \\ \hline \end{array}$$

12.
$$\begin{array}{r} 3 \\ + 3 \\ \hline \end{array}$$

13.
$$\begin{array}{r} 8 \\ + 8 \\ \hline \end{array}$$

14.
$$\begin{array}{r} 9 \\ + 3 \\ \hline \end{array}$$

15.
$$\begin{array}{r} 5 \\ + 7 \\ \hline \end{array}$$

16.
$$\begin{array}{r} 8 \\ + 9 \\ \hline \end{array}$$

17.
$$\begin{array}{r} 4 \\ + 7 \\ \hline \end{array}$$

18.
$$\begin{array}{r} 3 \\ + 8 \\ \hline \end{array}$$

Find the sum.

19. $0 + 1 = \underline{\quad}$

20. $7 + 7 = \underline{\quad}$

21. $6 + 8 = \underline{\quad}$

22. $8 + 5 = \underline{\quad}$

23. $8 + 4 = \underline{\quad}$

24. $2 + 3 = \underline{\quad}$

25. $4 + 0 = \underline{\quad}$

26. $9 + 7 = \underline{\quad}$

27. $6 + 0 = \underline{\quad}$

28. $1 + 2 = \underline{\quad}$

29. $5 + 5 = \underline{\quad}$

30. $1 + 1 = \underline{\quad}$

31. $9 + 4 = \underline{\quad}$

32. $6 + 6 = \underline{\quad}$

33. $4 + 6 = \underline{\quad}$

34. $3 + 3 = \underline{\quad}$

35. $3 + 7 = \underline{\quad}$

36. $5 + 6 = \underline{\quad}$

37. $6 + 9 = \underline{\quad}$

38. $3 + 6 = \underline{\quad}$

Name _____ Date _____

Mental Math Strategies**Add or subtract mentally.**

1. $2 + 2 =$ _____ 2. $1 + 2 =$ _____ 3. $4 - 2 =$ _____ 4. $3 + 2 =$ _____

5. $7 + 7 =$ _____ 6. $15 - 7 =$ _____ 7. $8 + 7 =$ _____ 8. $15 - 8 =$ _____

9. $14 - 6 =$ _____ 10. $5 + 5 =$ _____ 11. $5 + 4 =$ _____ 12. $9 - 4 =$ _____

13. $12 - 6 =$ _____ 14. $8 + 8 =$ _____ 15. $6 + 6 =$ _____ 16. $13 - 6 =$ _____

17. $9 + 8 =$ _____ 18. $6 + 7 =$ _____ 19. $17 - 8 =$ _____ 20. $16 - 8 =$ _____

21. $0 + 10 =$ _____ 22. $13 - 7 =$ _____ 23. $10 + 5 =$ _____ 24. $14 - 7 =$ _____

25. $14 - 8 =$ _____ 26. $10 - 6 =$ _____ 27. $3 + 3 =$ _____ 28. $4 + 3 =$ _____

Problem Solving

29. Seth wrote 17 postcards.
He has 8 stamps. How many more
stamps does he need to buy?

30. Tina addressed 6 envelopes.
Tyrone addressed double that
number. How many envelopes
did Tyrone address?

Patterns

Look for a pattern. Find the next number.

- | | |
|-----------------------------|-------------------------------|
| 1. 4, 8, 12, 16, _____ | 2. 6, 11, 9, 14, 12, _____ |
| 3. 2, 5, 8, 11, _____ | 4. 25, 30, 35, 40, _____ |
| 5. 5, 10, 15, 20, _____ | 6. 4, 11, 18, 25, 32, _____ |
| 7. 1, 3, 5, 7, 9, _____ | 8. 16, 14, 12, 10, 8, _____ |
| 9. 1, 4, 2, 5, 3, _____ | 10. 18, 13, 15, 10, 12, _____ |
| 11. 5, 10, 8, 13, 11, _____ | 12. 7, 2, 8, 3, 9, _____ |
| 13. 3, 6, 2, 5, 1, _____ | 14. 15, 17, 13, 15, 11, _____ |

Problem Solving

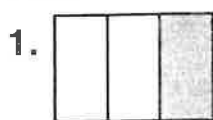
15. The first five house numbers on Mulberry Street form a number pattern. They are 13, 11, 9, 7, and 5. What is the house number of the sixth house? _____

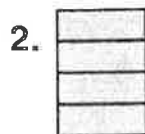
16. Leah wears a sports jersey with the number 27 on Monday, one with the number 31 on Tuesday, and one with the number 35 on Wednesday. If she continues this pattern with more jerseys, what number jersey will Leah wear on Sunday? _____
Draw the pattern. _____

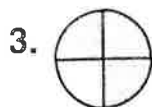
Name _____ Date _____

Fractions: Part of a Whole

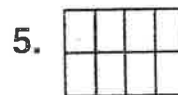
Write the fraction for the shaded part of each figure.



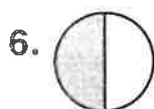


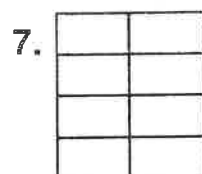


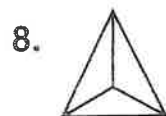


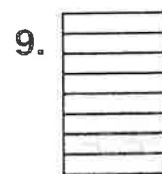


Write the fraction for the part of the figure that is *not* shaded.











Write the word name for each fraction.

11. $\frac{1}{3}$

12. $\frac{5}{8}$

13. $\frac{2}{8}$

14. $\frac{3}{4}$

15. $\frac{1}{2}$

16. $\frac{2}{4}$

Problem Solving

17. Mary cut a pizza into eight equal parts.
She gave 3 parts to her older sister and
2 parts to her younger brother.
What part of the pizza was left?



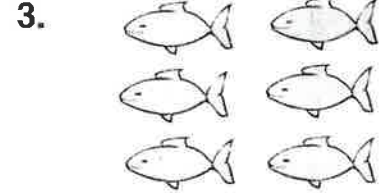
Name _____ Date _____

Fractions: Part of a Set

Write the fraction for the part of each set that is shaded.








Write the fraction for the part of each set that is *not* shaded.







Write the fraction for each part of all the words at the right.

7. What fractional part starts with O? _____
8. What fractional part starts with T? _____
9. What fractional part starts with F? _____
10. What fractional part starts with O or E? _____
11. What fractional part starts with T, F, or N? _____

One	Six
Two	Seven
Three	Eight
Four	Nine
Five	Ten


Name _____ Date _____


Inch and Centimeter

Draw a line for each length.

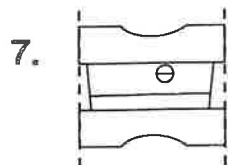
1. 1 inch
2. 5 inches
3. 1 centimeter
4. 5 centimeters

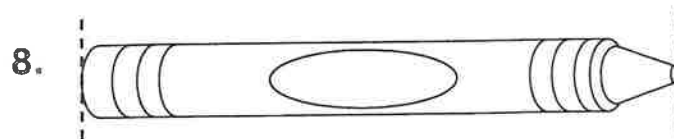
Use an inch ruler to measure each to the nearest inch.





Use a centimeter ruler to measure each to the nearest centimeter.





Name _____ Date _____

Liter

About how much does each real container hold?

Write *less than 1 liter*, *about 1 liter*, or *more than 1 liter*.

1.



2.



3.



4.



5.



6.




About how much does each real container hold?

Circle the better estimate.

7.



8.



about 2 liters

about 20 liters

about 1 liter

about 10 liters

9.



10.



about 4 liters

about 40 liters

about 4 liters

about 40 liters

Name _____ Date _____

A.M. and P.M.

Write the time, using A.M. or P.M.

1.



eat breakfast

2.



get ready for bed

3.



do homework

4.



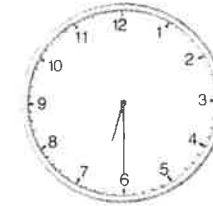
go swimming

5.



the sun shines

6.



feed the cat

7. Write the time a half hour before noon.

8. Write the time a half hour after midnight.

9. Name something you do at 9:00 A.M.
and something you do at 9:00 P.M.

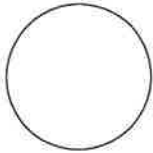
10. Write the time that your favorite TV show begins
and the time that it ends.

Name _____ Date _____

Sides and Vertices

Name each figure. Then write the number of straight sides and the number of vertices each has.

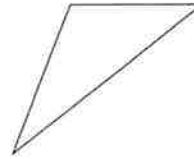
1.



2.



3.



4.



sides: _____

sides: _____

sides: _____

sides: _____

vertices: _____

vertices: _____

vertices: _____

vertices: _____

Draw a closed figure for each. You may use dot paper.

5. 3 sides

6. 0 sides

7. 8 sides

8. 4 sides

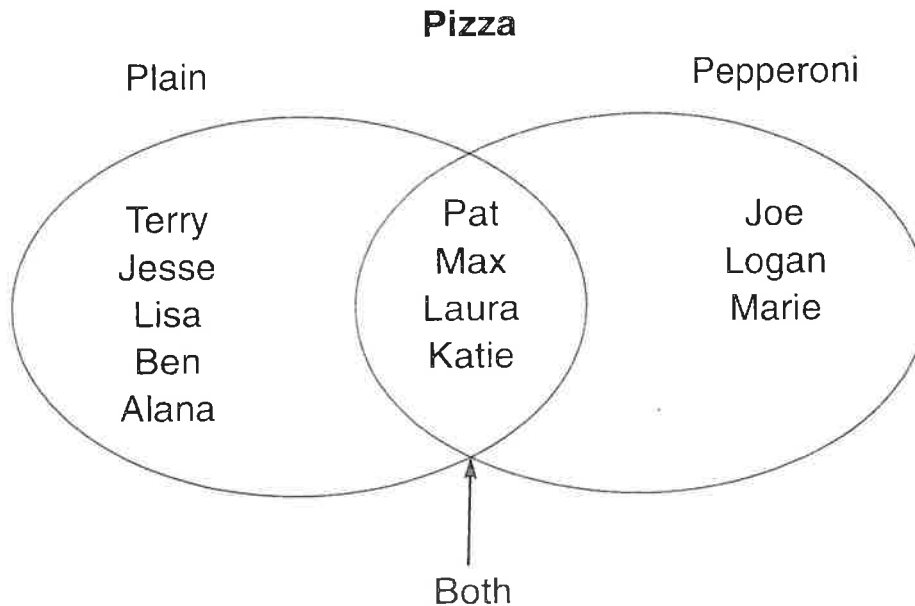
9. 6 sides

10. 10 sides

Name _____ Date _____

Venn Diagrams

Jane surveyed her friends to find out what kind of pizza they like. Then Jane made a Venn diagram to show the results.



Use the diagram to answer these questions.

1. Which of Jane's friends like only plain pizza?
2. Which of Jane's friends like only pepperoni pizza?
3. Which of Jane's friends like both plain and pepperoni pizza?
4. How many friends did Jane survey?
5. If Jane's new friend Bob says he likes both plain and pepperoni pizza, where would Bob's name be written?
6. Survey 10 of your friends. Ask whether they like plain pizza, pepperoni pizza, or both. Record your data. Draw a Venn diagram like the one above, and show your results.

Read a Pictograph


















Use the pictograph to answer questions 1–4.

1. How many bushels of Winesaps came from Dan's trees?

2. Which kind gave the fewest bushels?

3. How many bushels were there in all?

4. Which kind yielded 9 bushels?

Yield from Dan's Apple Trees	
McIntosh	  
Delicious	 
Winesap	   
Rome Beauty	
Jonathan	     
Key: Each  = 3 bushels.	

Use the pictograph to answer each question.

















5. How many stamps are represented by each symbol?

6. How many stamps does Stacy have from each country?

7. From which country does Stacy have the most stamps?

8. From which country does Stacy have the least stamps?

9. From which country does Stacy have 30 stamps?

Stacy's Stamp Collection	
Italy	 
Ghana	   
France	
Canada	    
Brazil	  
Key: Each  = 10 stamps.	

10. How many more stamps does Stacy have from Canada than from Brazil?

11. How many stamps does Stacy have in all?

12. List the countries from the one with the least number of stamps to the one with the most.

Read a Bar Graph

Use the bar graph to answer questions 1–5

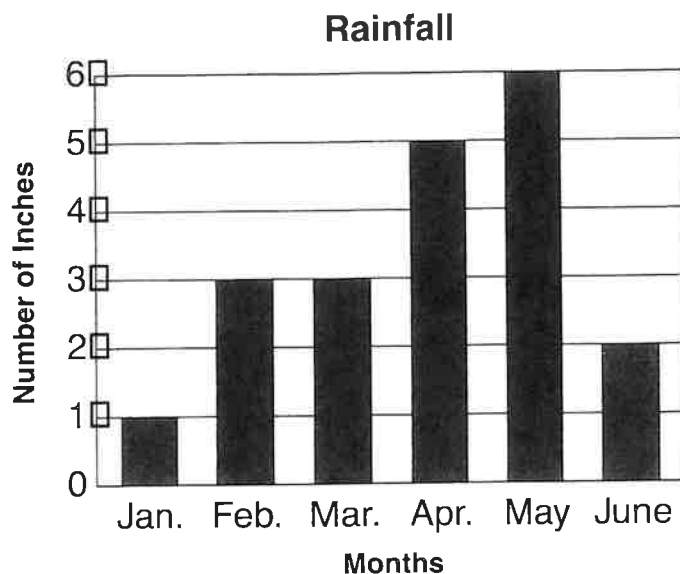
1. Which month had the least rain?

2. Which two months had 3 inches of rain?

3. When did it rain the most?

4. How many more inches of rain fell in April than in June?

5. Which months had twice as much rain as which other months?



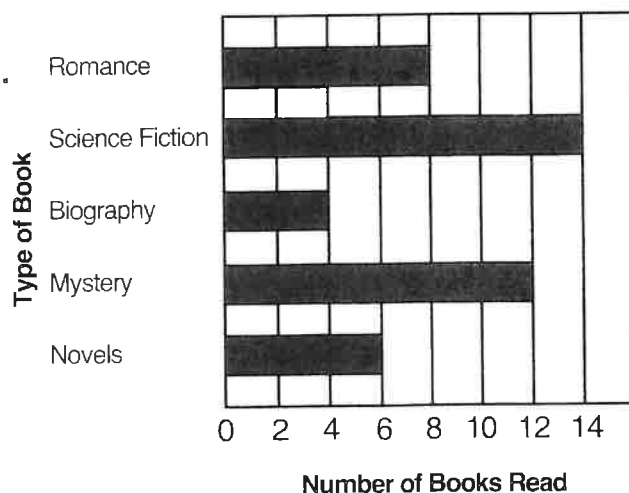
Use the bar graph to answer questions 6–9.

6. What type of books did the students read over summer break?

7. Which type of book was read by the most students?

8. Which type(s) of book was read by more than 10 students?

Books Read Over Summer Break



9. How many books did the students read altogether?
