

NTI
DAY NINE

2nd Grade: Mrs. Sexton & Ms. Mayberry

Lesson #9

The Pied Piper

Part 3

"Mayor, our little ones are gone," the parents cried. "Why didn't you pay Pied Piper? Give him the money. Get our children back at once!"

"We do not have fifty pounds," said the mayor. "I offered the man twenty-five pounds. That is all we have."

"Here," said one of the fathers. "I have ten shillings. Take them."

"I have six pence," said another.

"Take everything I have," said a young mother. "Get my babies back!"

The parents offered whatever coins they had. In this way, the mayor was able to collect the full amount.

"Alas! We have the money, but Pied Piper is gone," said the mayor. "How will we find the children?"

Just then, one of the mothers saw her little boy. He was walking back into town. Joyfully, the mother ran and scooped him up! He was a very little fellow and could not skip as fast as the others.

"Pied Piper marched all the children into a cave," said the boy. "He closed it off with a big stone. I couldn't keep up. Now all my playmates are gone."

"Can you take us to the cave?" gasped the mayor. The boy nodded happily. When the mayor and the parents came to the cave, they began to shout. They rapped on the big stone until Pied Piper came out.

"Sir, I am so very sorry," said the mayor. "Here is your full payment. Please give us back our children."

Pied Piper thought about it. He wanted to teach the mayor a lesson. But he had no use for all those children.

"Fine," he said. "Take the little ones. But from now on, only promise what you can pay!"




- RL.2.5 1. What is the problem at the beginning of this passage?
- A) All of the children are gone.
 - B) There is not enough money to pay the mayor.
 - C) The people have run out of food.
- RL.2.3 2. How do the townspeople work out their problem?
- A) They ask the police to catch the Pied Piper.
 - B) They move away from the town.
 - C) They give as much money as they can.
- L.2.4.A 3. From the context clues, you can tell that pence, shillings, and pounds are names for _____.
- RL.2.1 4. In the story, underline the part that tells where the Pied Piper takes the children.
- RL.2.1 5. Who helps the parents find their children?
- the Piper a little boy the mayor a mother
- RL.2.2 6. What is the lesson of the story?
- A) Never give a job to a stranger.
 - B) Only promise what you can pay.
 - C) Do not leave any little ones behind.
- RL.2.2 7. Number the events from 1 to 6 to show the correct order.
- _____ The mayor offers to pay half the money.
 - _____ The Pied Piper drives the rats out of the town.
 - _____ The Pied Piper leads the children out of the town.
 - _____ The mayor gives the full payment to the Piper.
 - _____ The Pied Piper returns for his payment.
 - _____ The town is overrun with rats.



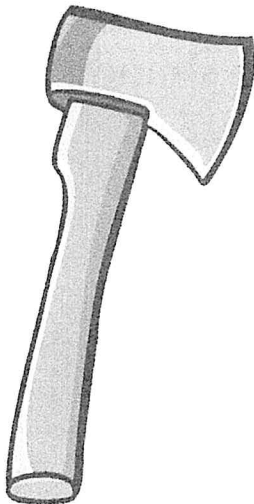
Lesson #9

1 – 2. Write each short i word on the lines below.

Jim saw a big pink pig.



3. Say the name of each picture. Circle its name.




ant ax am lamp lap lamb bank bag band

4. Read the words in the box.
Use each word in a sentence below.

was
am



I _____
_____ at



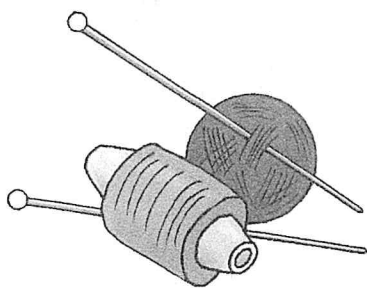
I _____ six.




5. Draw a picture of something that rhymes with **fish**.



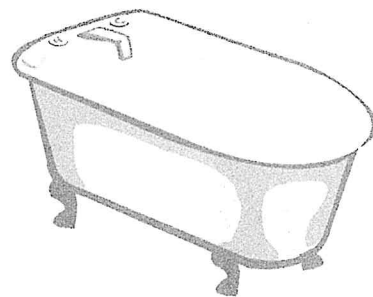
6. Circle the picture if its name ends with the sound of the letter below it.



n



f




b

Lesson #9


1. $8 - 6 = ?$

2. What time is it?



3. $2 + 7 + 4 = ?$

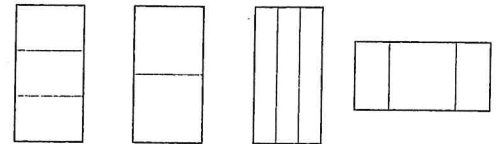
4. What is the name of the shape?



5. What number comes next in the list? 60, 50, 40, _____

6. How many angles does a triangle have?

7. Which shape has two equal halves?
Draw it.



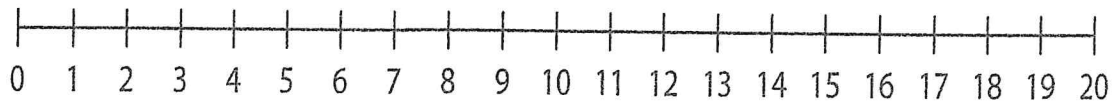
8. What number is this? $70 + 2$

9. This symbol stands for dollars: \$. Write the symbol in your answer box.

10. There are 12 children on a soccer team and 7 of them are girls. How many boys are on the team?

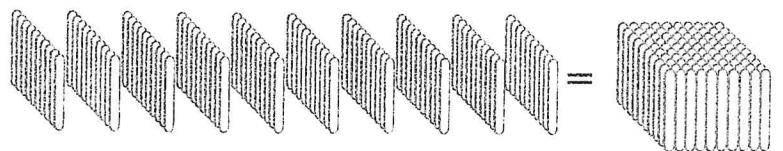
11. Fill in the sign to make this sentence true. $25 \bigcirc 16$ ($>$ $<$ $=$)

12. Use the number line to add $13 + 5$. Start at 13 and move 5 places to the right. The sum is _____.



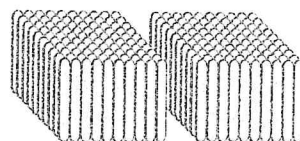
13. Write a fact family for 5, 6, and 11.

14. $8 + 7 = ?$



15. 10 tens = 100

How much is this?



Lesson #9

1. Correctly write the name of the geographic location.

florida keys _____

2. Print the letter of each contraction next to the words that make up the contraction.

A) isn't C) we've E) don't G) I've
 B) you're D) she's F) I'll H) won't

_____ will not _____ we have _____ I will
 _____ is not _____ I have _____ she is
 _____ do not _____ you are

3. Choose the meaning of the underlined word.

She was dissatisfied with her work.

- A) She was very happy with her work.
 B) She was not satisfied with her work.




4. Underline the predicate of the sentence. Circle the verb.

William reads the newspaper after dinner.



Sample Lesson #3

1. Look at the pictures in the chart below. Decide whether the picture shows a **cirrus**, a **cumulus**, or a **stratus** cloud. Put a ✓ in the correct column.

	Cirrus	Cumulus	Stratus
			
			
			

2. Which **three** of these are needed for a plant to make food?

water soil air sunlight

3. What can happen when rivers and lakes get too full?

flood drought tornado

4 – 5. Animals have four basic needs. List them.



6. What the air outside is like is called _____.

seasons wind weather

7. Which animal group makes milk for its babies?

reptile bird fish mammal

8. Which tool is shown?

- A) thermometer
- B) weather vane
- C) scale




Nike: Air Trainer 2


Colorway:



Made by KicksArt
Created for You



Color Swatches



www.KicksArt.com

NTI Day 9 Art Mr. Jones

Using pencil or colored pencil or crayon. Color and design a new Pineville Mountain Lion tennis shoe. Turn into Mr. Jones with your NTI packets.