

Welcome to  
5<sup>th</sup> grade

with Mrs. McKay  
and Mrs. Sims



# About Mrs. McKay

I was born and raised in Prattville and attended Autauga County Schools. I graduated from Prattville High School in 2003. I received my Bachelor's degree from AUM in Early Childhood/Childhood Education. This is my 17<sup>th</sup> year teaching. I taught 6<sup>th</sup> grade reading/language arts for 3 years at Prattville Intermediate School.

This is my 14<sup>th</sup> year at DPES teaching 5<sup>th</sup> grade reading/language arts.



# About Mrs. McKay

My husband, Rob, and I have two boys, Will and Britton. Will is in 9<sup>th</sup> grade at PHS, and Britton is in 5<sup>th</sup> grade here at DPES. Both boys are very active in sports, which keeps us busy.



# About Mrs. Sims

I graduated from Gulf Shores High School in 2008. I received my Bachelor's degree in 2012 from The University of Alabama. I will complete my Master's degree from the University of West Alabama in October. 😊

I began my teaching career at Pleasant Grove Elementary teaching math and social studies to 5<sup>th</sup> graders, where I taught for 3 years.

This is my 10<sup>th</sup> year at DPES teaching 5<sup>th</sup> grade math, science, and social studies.



# About Mrs. Sims

My husband, Tyler, and I have two little girls. Kathryn is a 2<sup>nd</sup> grader and Rebecca is in Kindergarten. I love spending time with my family and friends. We enjoy going to the river and the beach!



# Contact Information

- EMAIL:

[emily.mckay@acboe.net](mailto:emily.mckay@acboe.net)

[jessica.sims@acboe.net](mailto:jessica.sims@acboe.net)

- ParentSquare – BEST way to communicate!

- WEBSITE: [www.dpeseagles.com](http://www.dpeseagles.com)

Click "School Staff"

Find teacher's name



# ParentSquare

- This will be our method of communication to send out reminders, due dates, etc.
- If you do not have access to ParentSquare, you will need to contact the front office.



# Important Times

PE – 9:25 – 10:05

SNACK – 10:10 – 10:25

(Snack will be bought in the morning prior to coming to the classroom.)

LUNCH

12:20-12:43







# Arrival

## \*CARPOOL and WALKERS:

- Carpool will be in the front of the school. Students will enter the building through the front, red hall doorway.
- Carpool drop off begins at 7:10 and ends at 7:55. If you arrive after 7:55, you must park your car and walk your child into school to sign them in.
- If carpool students need to eat breakfast, they must go to the lunchroom and eat **BEFORE** coming to the purple hallway.

THERE WILL BE NO DROPOFF IN THE  
BACK LOOP!!!!!!





# Arrival

## \*BUS RIDERS:

- Bus riders will be dropped off on the side of the school by the gym.
- Students will enter the school through the side, yellow hall doors (by the gym) and be sent into the gym.
- The students will follow a breakfast rotation schedule from the gym to limit the amount of kids eating breakfast at one time. Students will return back to the gym after finishing breakfast.
- At the 7:45 bell, students will be released to the purple hallway.





# Dismissal

- Walkers will be dismissed out the front exterior doors at 2:50.
- Carpool will start at 3:00 in the front of the school.
- Parents must go to the carpool table in the lunchroom to receive a hang tag for afternoon carpool. Extra tags cost \$5. (No hang tag is needed for morning drop off.)
- Each hang tag is specific to your child. You must have the hang tag in order to pick up your child in the carpool line.



# GRADING POLICY

All subjects will be 60/40.

60% ~ Major Grades (tests, projects, writing projects, presentations, etc.)

40% ~ Minor Grades (skills practice, quizzes, homework, etc.)




# Reading/Language Arts

Each week on my website you will find all of the information you will need for any assignments/tests.

There are 3 VERY important sections:

1. **The Calendar** (here you will find test dates and other important dates)
2. **This Week in Class...** (here you will find all of the vocabulary words, skill material, spelling words, and grammar skill for that week)
3. **Practice Games** (here you will find links to review games to study for that week's skills)



# SCHOLASTIC BOOK ORDERS

- Order online at [www.scholastic.com/bookclubs](http://www.scholastic.com/bookclubs)
- Class Activation Code: HXBCL
- Catalogs will be sent home each month in their biweekly folder.
- No money will be sent to school. You will place your order online and books will be sent to the school. I will pass them out when I receive them.
- Can order for siblings as well!

# Math/Science/Social Studies

Check my website each week.


At the top of my page, you will find 3 sections titled: math, science, and social studies.

Under each subject, I will have the assignments/tests that will take place each day that week. I will also list any future dates that are important under those sections.

\*\*Math – topic tests and quizzes

\*\*SS – newspaper quizzes/tests, states and capitals

\*\*Science – quizzes, tests, projects



# Graded Papers

Students will receive folders with their graded papers every other week, typically Thursday. All papers for that class will be stapled together with a note on the front listing reminders and all papers that are included in the packet. Please review the grades, sign the note at the top, and return the packet to school in the folder the following day.

We STRONGLY suggest you regularly check PowerSchool so that you are aware of your child's academic progress (and there aren't any surprises when progress reports or report cards are sent home!)



# Communication

- ParentSquare - The BEST method of communication. (There is a free app for you to download.)
- Teacher's Websites (EXTREMELY IMPORTANT!!) Please get in the habit of checking them weekly.





# Field Trips

STARBASE - September 9-13 (no chaperones)

Dauphin Island - Friday, November 22

American Village - Thursday, March 20

Friends of the Forest - early May



# Lockers

- Lockers will be sold the first week of school on a first come, first serve basis. Students are not allowed to share a locker.
- The cost is \$10, cash or check (made payable to DPES)
- If you are willing to come a morning or two (the first full week of school) to help assist students in learning how to open their lockers, please send us a message through ParentSquare.




# Dress Code

- Specific information regarding the dress code can be found in the Student Handbook.
- The dress code will be strictly enforced this year!



# REMINDERS

- \* Birthdays – Any items sent in must be store bought and individually wrapped.
- \* Class Donations are always welcome!
- \* Please return all signed paperwork AND your child's folder ASAP!





Any  
questions???

We're looking forward to a GREAT  
year!!!

