


Printing Comprehend Lessons and any Assessment Inside SchoolsPLP

Log in and click on a course name* then click Course Setup... to the top left.

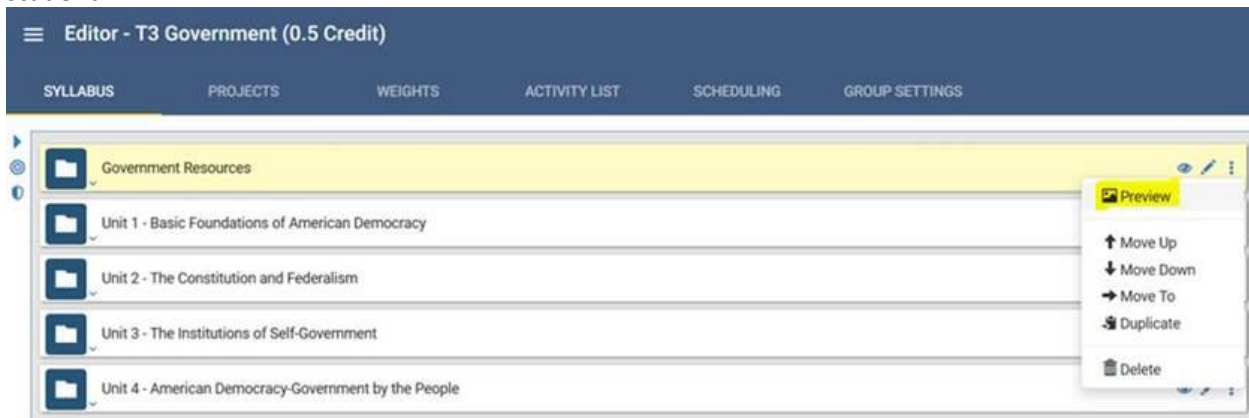
0 students - 0 working now
0 lessons this week - 0.0% mastered first try
Course Setup...

Next click the link at the top of the page to Open the Course Editor in a New Tab...

 Arizona Content Standards /
Math Remediation
Default Length: 120 real days from enrollment
Open the Course Editor in a New Tab...

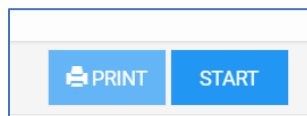
*Note: If the course you would like to print or preview is not listed, visit School Set Up to create a new course section.

Once in edit mode (below) click the three vertical dots and choose Preview to view the content like a student.



To print assessments or Comprehend lessons (which are classified as assessments because of lesson questions) click the Print Icon. For assessments other than lessons, click the Print button next to the Start button and choose a student to print for. If there is not a student available, enroll a student or sample student to the course.

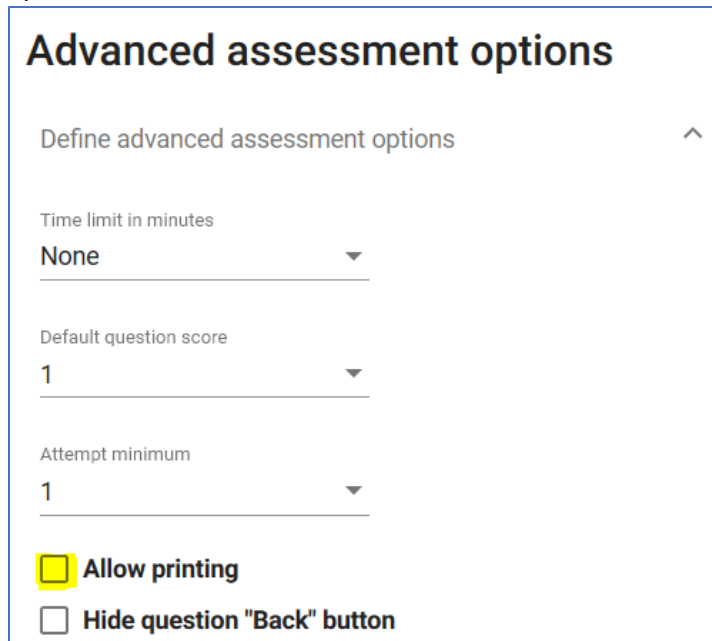
Print button for assessments



Print button for lessons



If the print icon is not available, check that Allow printing is checked in Advanced assessment options in edit mode.



To fit the lesson text on the printed page change Scale to 85%.

The image shows a print dialog box on the left and a lesson page on the right. In the print dialog, the 'Scale' dropdown is set to 'Custom' and the value '85' is entered. The lesson page is titled 'Lesson 1 - Exploration and Settlement' and features a section titled '1. EXPLORATION AND SETTLEMENT'. Below this is a 'Vocabulary' section with three terms: 'conscience', 'dilemma', and 'spew'. A video player is embedded in the lesson, showing a man speaking at a podium with an American flag in the background. The video player has a quote: 'At the root of everything that we're trying to accomplish is the belief that America has a mission. We are a nation of freedom, living under God, believing that all citizens must have the opportunity to grow, create wealth, and build a better life for those who follow. If we live up to those moral values, we can keep the American dream alive for our children and our grandchildren, and America will remain the world's best hope.' Below the video is a 'Transcript' button. The lesson page also includes a paragraph of text about the United States and its history, and a section titled 'Early Exploration'.

For assessments other than lessons, select a student before you print.

The 'Select Students' dialog box contains a search field with the text 'Search'. Below the search field are two checkboxes: 'Select All' (unchecked) and 'Math, Student' (checked). A note below the checkboxes reads: 'Note: Print will start a new attempt for selected students.' At the bottom of the dialog are two buttons: 'CLOSE' and 'PRINT'.

To print lessons for publishers other than Comprehend, lesson content may be cut and pasted into a word processing document before printing. However, assessments in any publisher's courses can easily be printed.