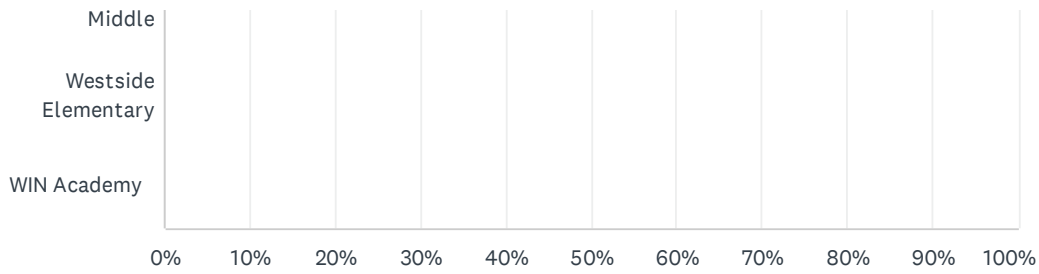


# Q1 My child attends

Answered: 82 Skipped: 0



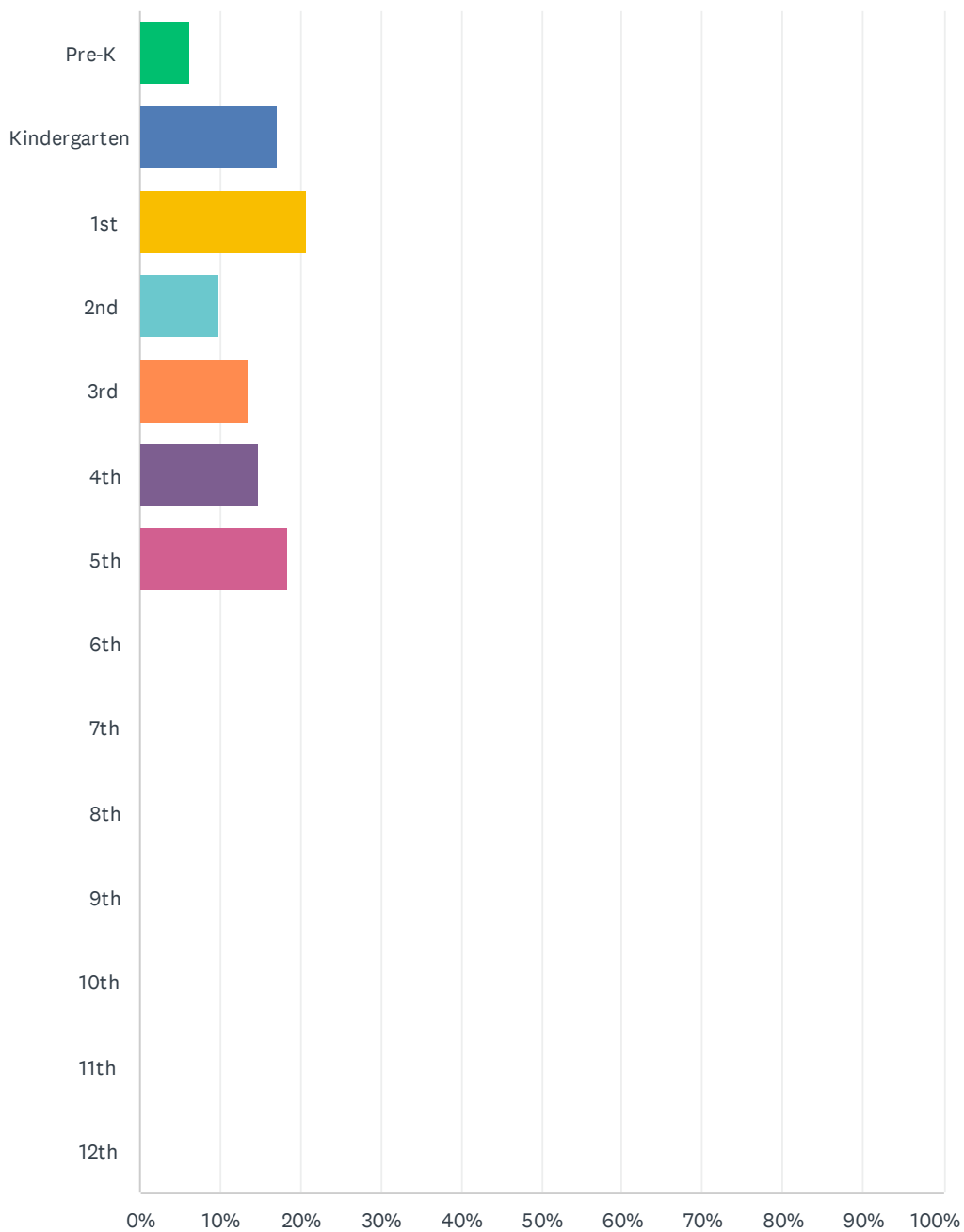
## Houston County Title I Parent Satisfaction Survey



ANSWER CHOICES	RESPONSES	
CB Watson Primary	0.00%	0
Centerville Elementary	0.00%	0
Eagle Springs Elementary	0.00%	0
Huntington Middle	0.00%	0
Lindsey Elementary	0.00%	0
Miller Elementary	100.00%	82
Morningside Elementary	0.00%	0
Northside Elementary	0.00%	0
Northside High	0.00%	0
Northside Middle	0.00%	0
Parkwood Elementary	0.00%	0
Pearl Stephens Elementary	0.00%	0
Perry Middle	0.00%	0
Russell Elementary	0.00%	0
Shirley Hills Elementary	0.00%	0
Thomson Middle	0.00%	0
Tucker Elementary	0.00%	0
Warner Robins High	0.00%	0
Warner Robins Middle	0.00%	0
Westside Elementary	0.00%	0
WIN Academy	0.00%	0
<b>TOTAL</b>		<b>82</b>

## Q2 What grade is your child currently in?

Answered: 82 Skipped: 0

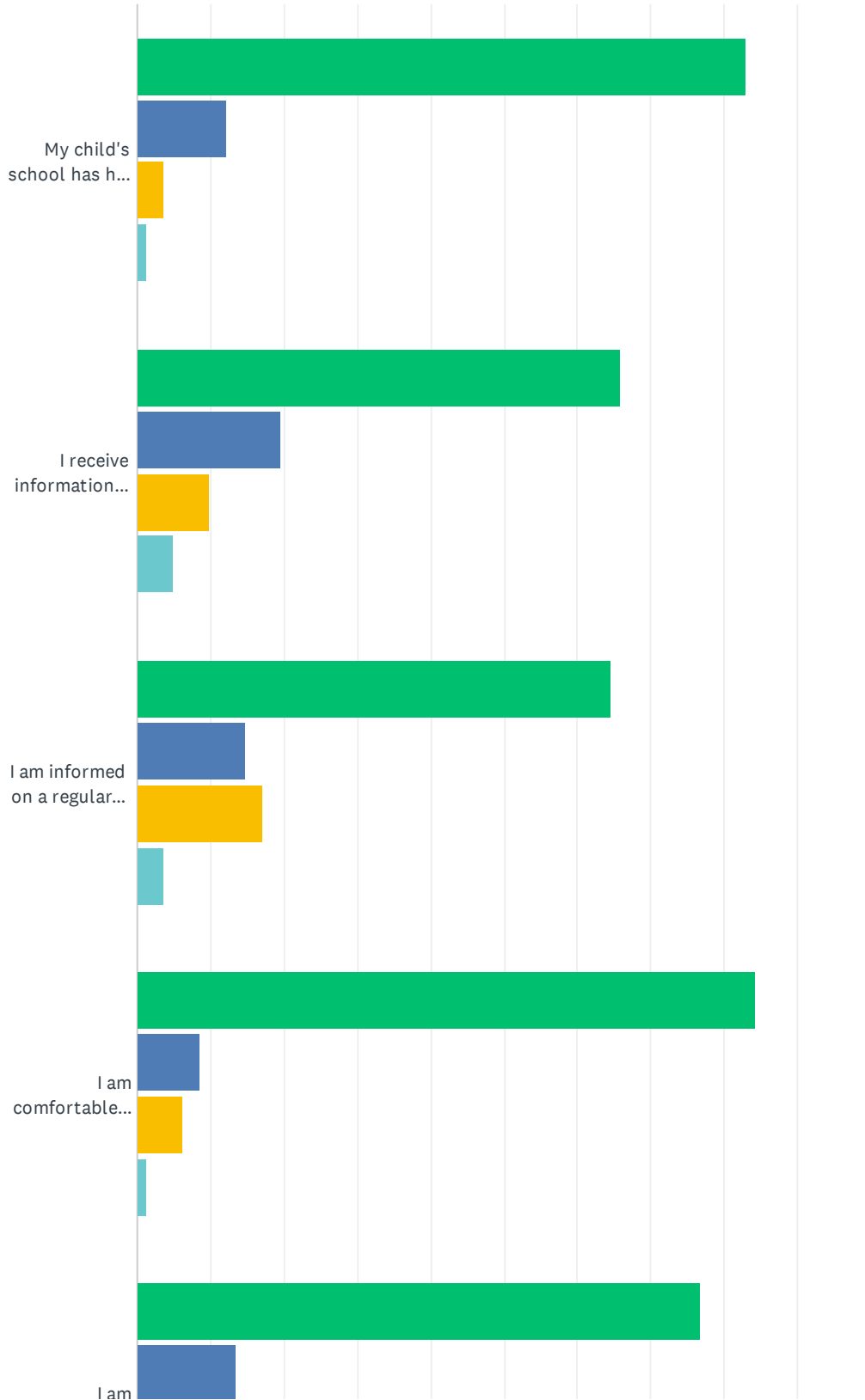


## Houston County Title I Parent Satisfaction Survey

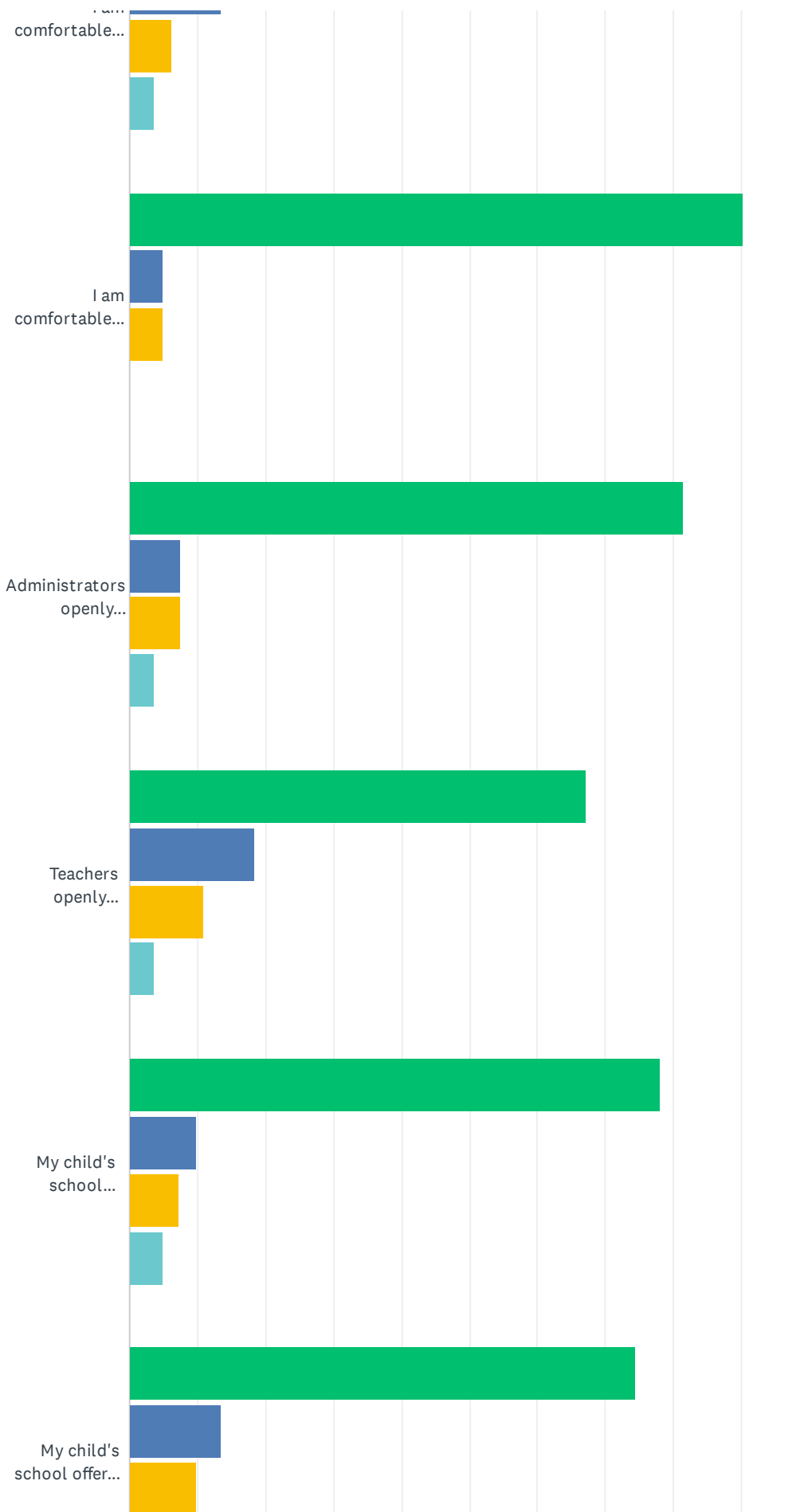
ANSWER CHOICES	RESPONSES	
Pre-K	6.10%	5
Kindergarten	17.07%	14
1st	20.73%	17
2nd	9.76%	8
3rd	13.41%	11
4th	14.63%	12
5th	18.29%	15
6th	0.00%	0
7th	0.00%	0
8th	0.00%	0
9th	0.00%	0
10th	0.00%	0
11th	0.00%	0
12th	0.00%	0
<b>TOTAL</b>		<b>82</b>

### Q3 Please read each statement below and indicate how much you agree or disagree.

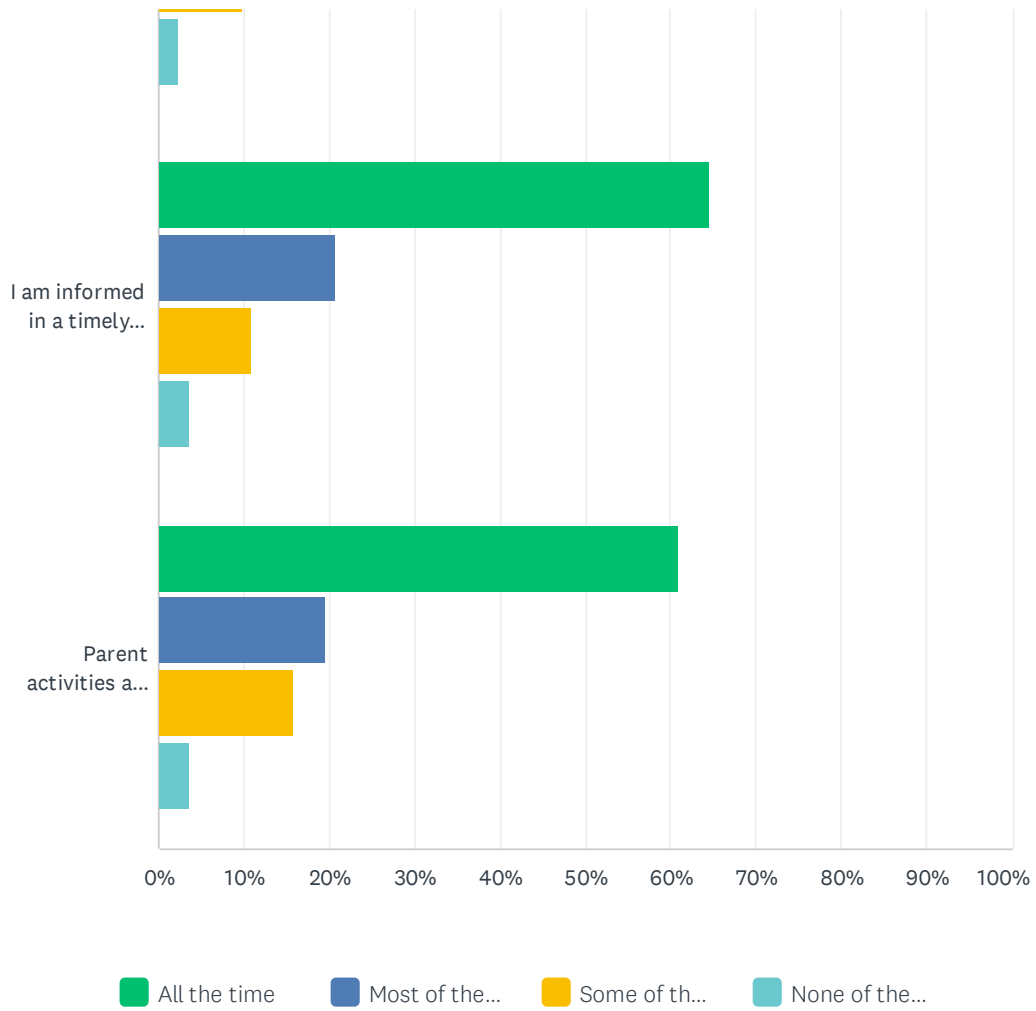
Answered: 82 Skipped: 0



# Houston County Title I Parent Satisfaction Survey



# Houston County Title I Parent Satisfaction Survey



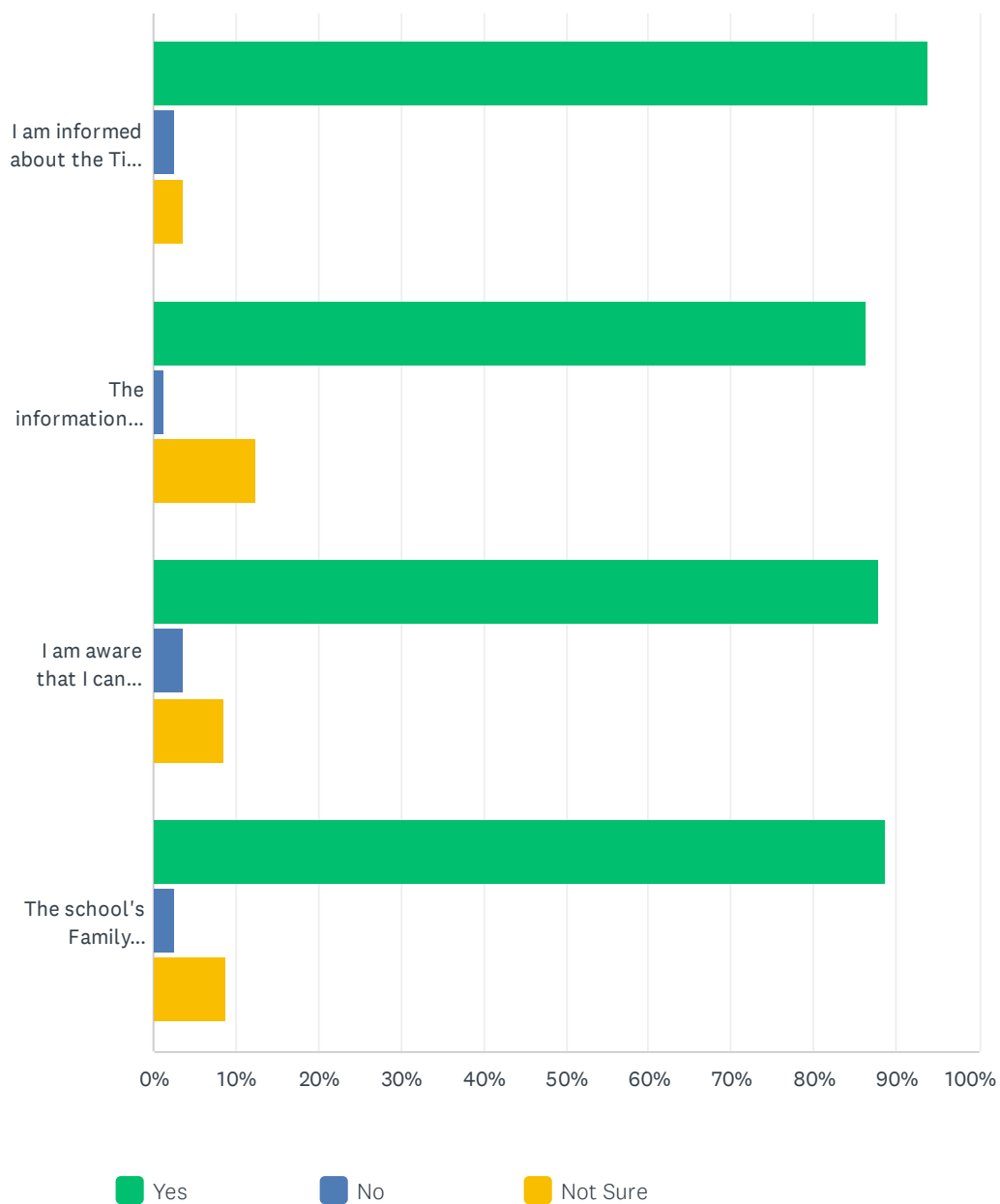
## Houston County Title I Parent Satisfaction Survey

	ALL THE TIME	MOST OF THE TIME	SOME OF THE TIME	NONE OF THE TIME	TOTAL	WEIGHTED AVERAGE
My child's school has high expectations for student achievement.	82.93% 68	12.20% 10	3.66% 3	1.22% 1	82	1.23
I receive information about grade-level standards and the academic requirements for my child's grade level.	65.85% 54	19.51% 16	9.76% 8	4.88% 4	82	1.54
I am informed on a regular basis about my child's academic progress.	64.63% 53	14.63% 12	17.07% 14	3.66% 3	82	1.60
I am comfortable communicating with administrators at my child's school.	84.15% 69	8.54% 7	6.10% 5	1.22% 1	82	1.24
I am comfortable communicating with my child's teacher(s).	76.83% 63	13.41% 11	6.10% 5	3.66% 3	82	1.37
I am comfortable communicating with front office staff members at my child's school.	90.24% 74	4.88% 4	4.88% 4	0.00% 0	82	1.15
Administrators openly communicate with parents.	81.48% 66	7.41% 6	7.41% 6	3.70% 3	81	1.33
Teachers openly communicate with parents.	67.07% 55	18.29% 15	10.98% 9	3.66% 3	82	1.51
My child's school encourages parental engagement.	78.05% 64	9.76% 8	7.32% 6	4.88% 4	82	1.39
My child's school offers workshops or activities that educate/inform parents about curriculum and how to help improve students' success in school.	74.39% 61	13.41% 11	9.76% 8	2.44% 2	82	1.40
I am informed in a timely manner about parent activities and events.	64.63% 53	20.73% 17	10.98% 9	3.66% 3	82	1.54
Parent activities and workshops are offered at various times.	60.98% 50	19.51% 16	15.85% 13	3.66% 3	82	1.62



### Q4 Please read the following and respond to each.

Answered: 82 Skipped: 0

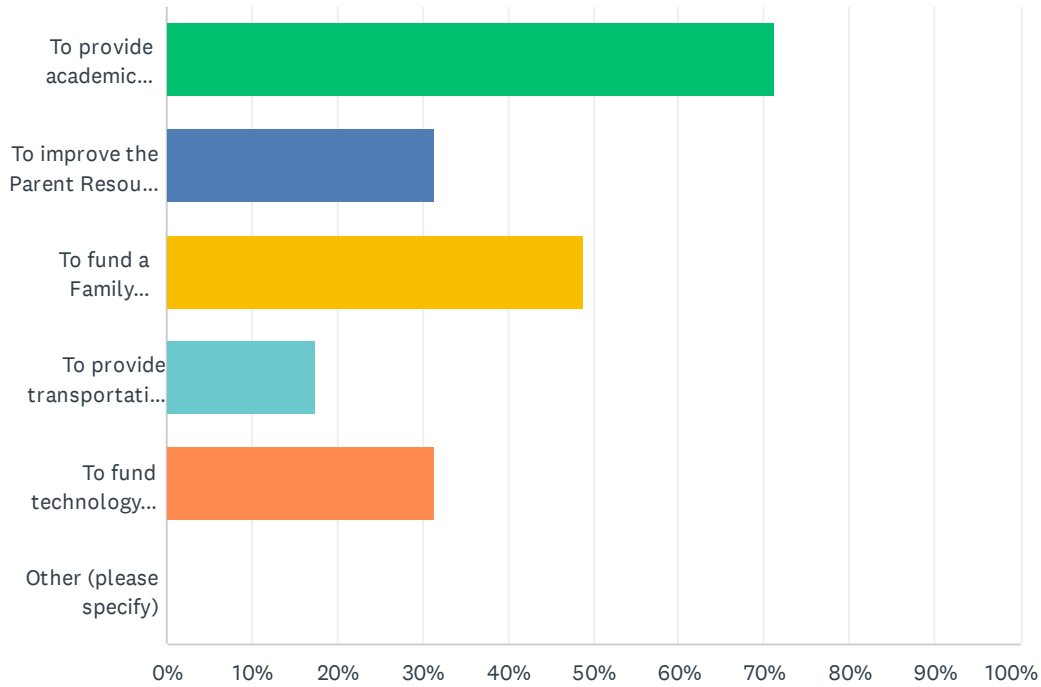


## Houston County Title I Parent Satisfaction Survey

	YES	NO	NOT SURE	TOTAL	WEIGHTED AVERAGE
I am informed about the Title I program at my child's school and have access to the Title I Handbook containing The Connection- Parent Engagement Plan and School-Parent Compact.	93.83% 76	2.47% 2	3.70% 3	81	1.10
The information provided in the Title I Parent Engagement Plan and Compact is detailed and easy to understand.	86.42% 70	1.23% 1	12.35% 10	81	1.26
I am aware that I can participate in shared decision making opportunities through Parent Input Meetings, Parent Action Team Meetings, Parent-Teacher Conferences, and school/district surveys.	87.80% 72	3.66% 3	8.54% 7	82	1.21
The school's Family Engagement Coordinator assists families, supports parent activities and is available for questions or concerns from parents.	88.75% 71	2.50% 2	8.75% 7	80	1.20

### Q5 How would you like to see family engagement funds used? (check all that apply)

Answered: 80 Skipped: 2

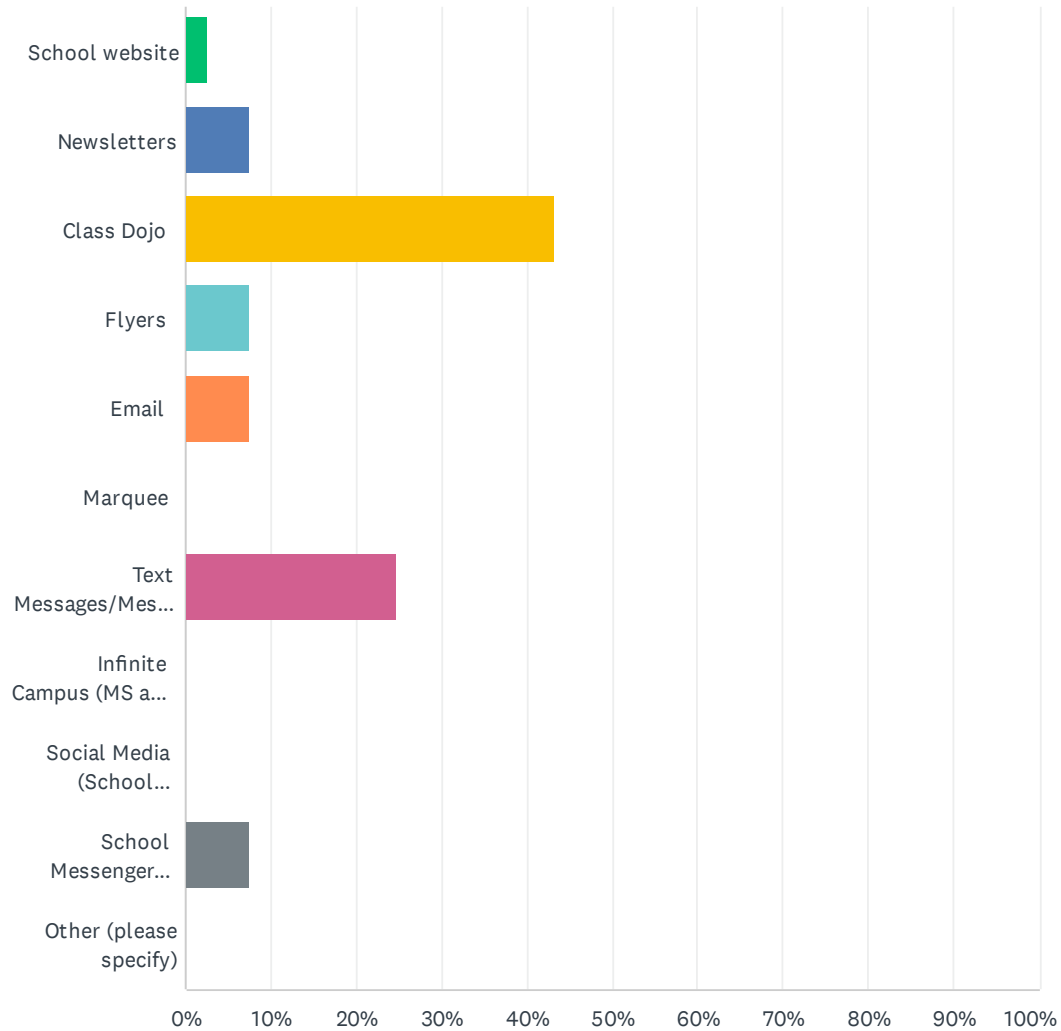


ANSWER CHOICES	RESPONSES	
To provide academic materials for parents to use with their student at home.	71.25%	57
To improve the Parent Resource Center at the school.	31.25%	25
To fund a Family Engagement Coordinator to plan and execute family engagement activities and events.	48.75%	39
To provide transportation assistance for parents to attend Title I events at school.	17.50%	14
To fund technology resources to support parental engagement.	31.25%	25
Other (please specify)	0.00%	0
Total Respondents: 80		

#	OTHER (PLEASE SPECIFY)	DATE
	There are no responses.	

### Q6 What is the MAIN way you prefer to receive information about school events? Choose only ONE answer.

Answered: 81 Skipped: 1



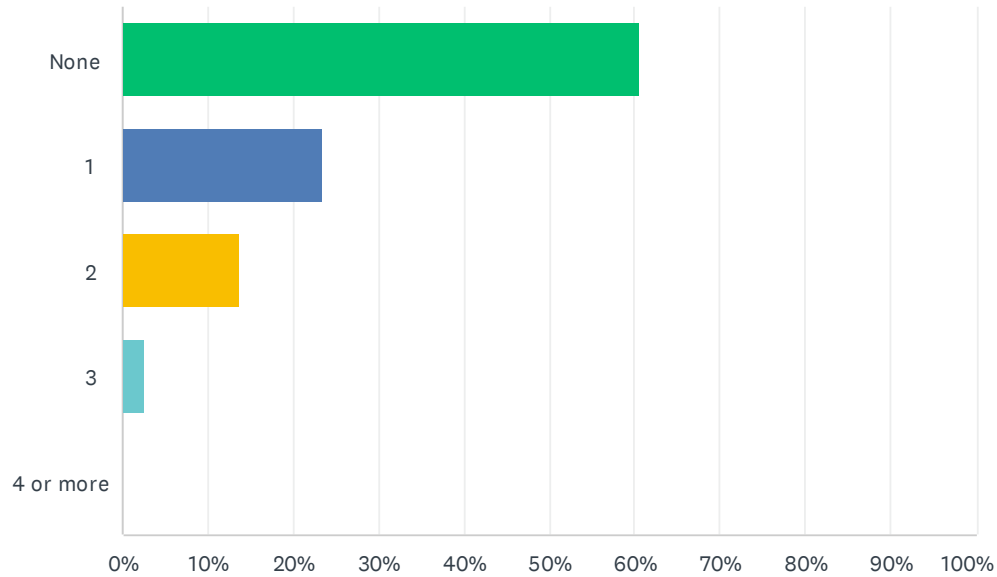
## Houston County Title I Parent Satisfaction Survey

ANSWER CHOICES	RESPONSES	
School website	2.47%	2
Newsletters	7.41%	6
Class Dojo	43.21%	35
Flyers	7.41%	6
Email	7.41%	6
Marquee	0.00%	0
Text Messages/Messaging Apps	24.69%	20
Infinite Campus (MS and HS only)	0.00%	0
Social Media (School Facebook, Instagram or Twitter pages)	0.00%	0
School Messenger (Call-out System)	7.41%	6
Other (please specify)	0.00%	0
<b>TOTAL</b>		<b>81</b>

#	OTHER (PLEASE SPECIFY)	DATE
	There are no responses.	

### Q7 How many school-related parent events have you participated this year?

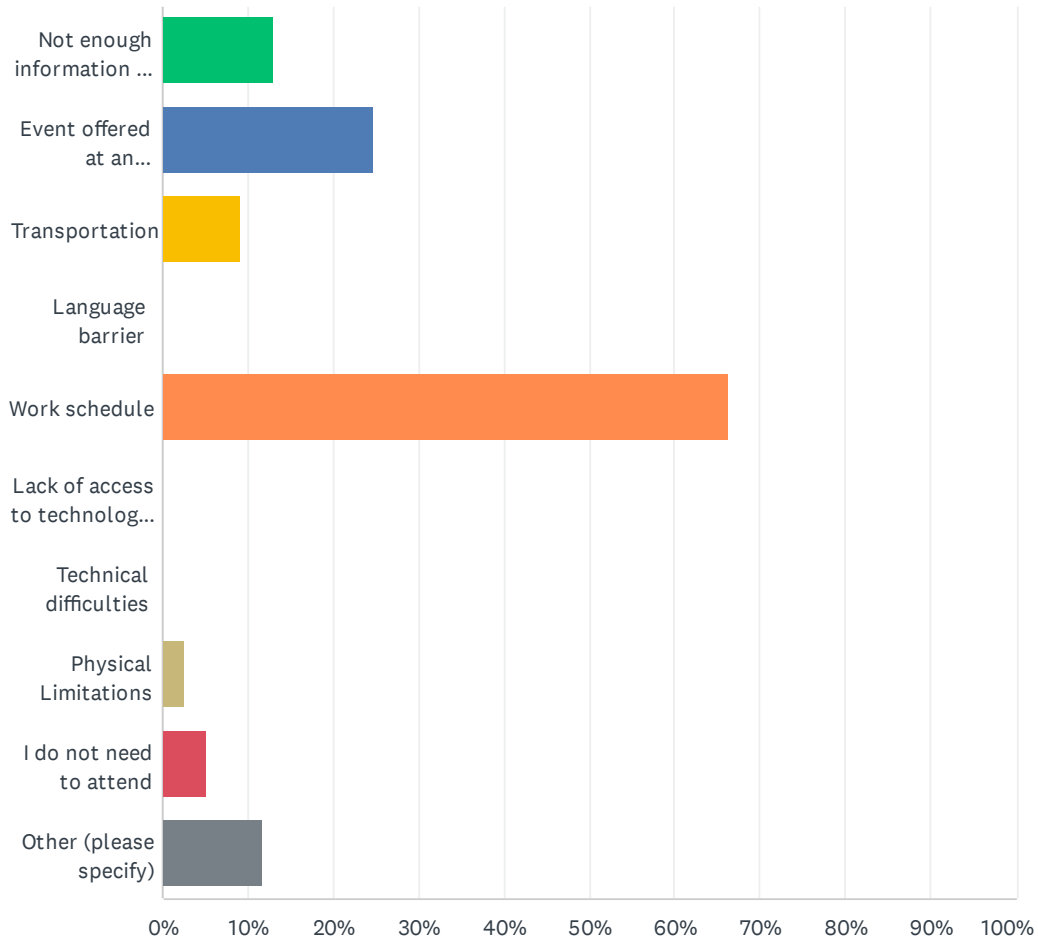
Answered: 81 Skipped: 1



ANSWER CHOICES	RESPONSES	
None	60.49%	49
1	23.46%	19
2	13.58%	11
3	2.47%	2
4 or more	0.00%	0
<b>TOTAL</b>		<b>81</b>

### Q8 If you have been unable to participate in events hosted by your child's school, what limits your participation?

Answered: 77 Skipped: 5



## Houston County Title I Parent Satisfaction Survey

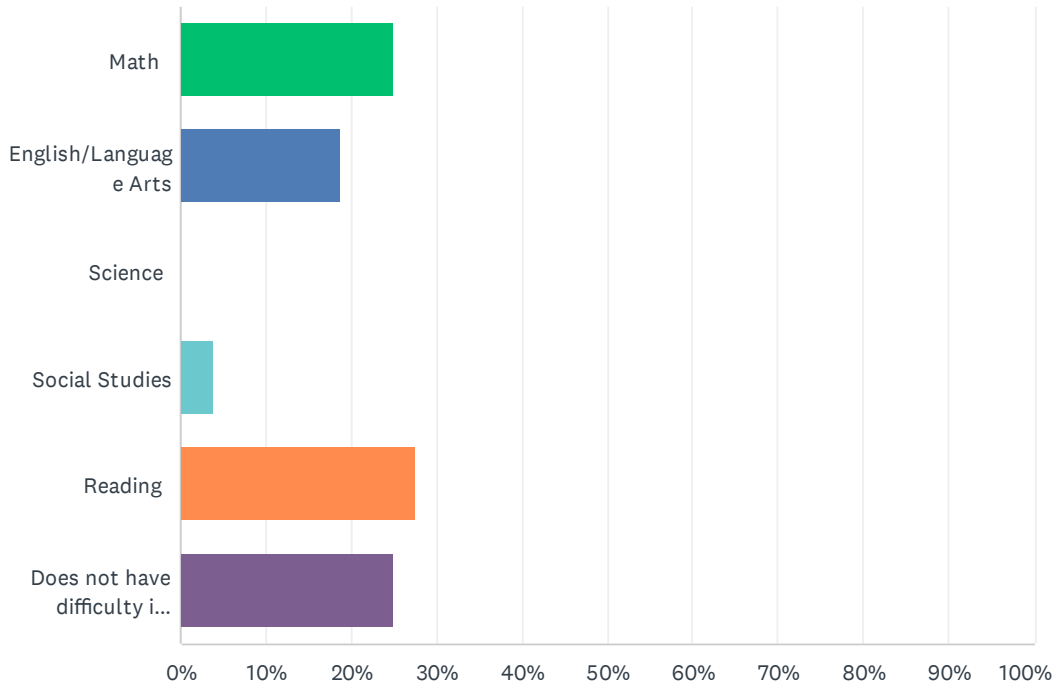
ANSWER CHOICES	RESPONSES	
Not enough information or notice is provided	12.99%	10
Event offered at an inconvenient time	24.68%	19
Transportation	9.09%	7
Language barrier	0.00%	0
Work schedule	66.23%	51
Lack of access to technology (computer, tablet or cell phone) or Internet access	0.00%	0
Technical difficulties	0.00%	0
Physical Limitations	2.60%	2
I do not need to attend	5.19%	4
Other (please specify)	11.69%	9
Total Respondents: 77		

#	OTHER (PLEASE SPECIFY)	DATE
1	Still social distancing	3/2/2022 9:52 PM
2	work	3/2/2022 8:23 PM
3	Working nights	3/2/2022 8:18 PM
4	COVID restrictions	3/2/2022 6:33 PM
5	Haven't really had any in person events	2/16/2022 11:46 AM
6	I have a newborn & unable to attend at the moment	2/10/2022 8:42 PM
7	There are no events planned at this school, ever	2/8/2022 3:36 PM
8	No events due to Covid	2/8/2022 2:51 PM
9	New to miller	2/8/2022 12:02 PM



### Q9 Choose the subject area that you feel your student has the most difficulty mastering.

Answered: 80 Skipped: 2

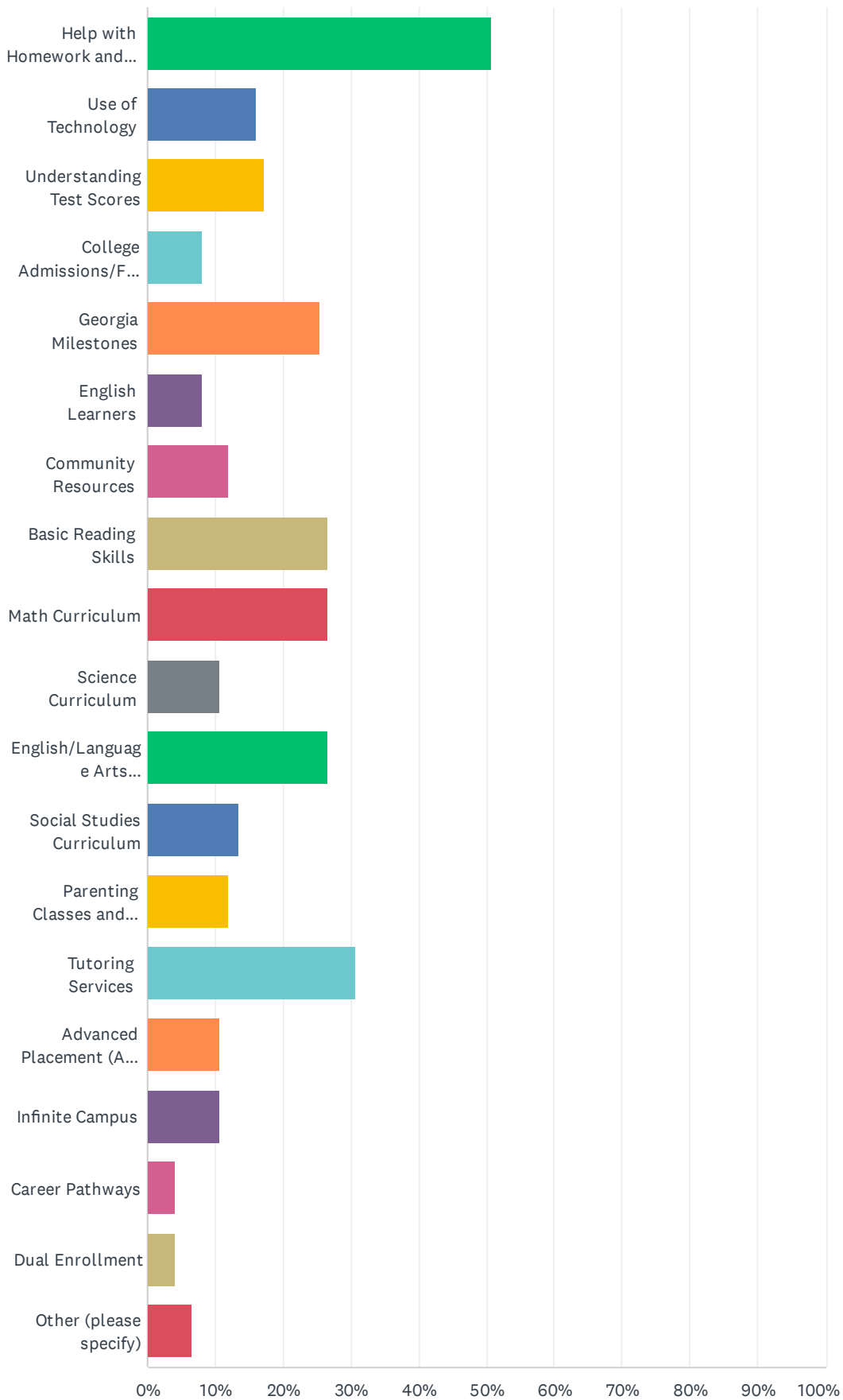


ANSWER CHOICES	RESPONSES	
Math	25.00%	20
English/Language Arts	18.75%	15
Science	0.00%	0
Social Studies	3.75%	3
Reading	27.50%	22
Does not have difficulty in any subject area	25.00%	20
<b>TOTAL</b>		<b>80</b>

**Q10 To better help my student, I would benefit from receiving additional support in: (check all that apply).**

Answered: 75 Skipped: 7

# Houston County Title I Parent Satisfaction Survey



## Houston County Title I Parent Satisfaction Survey

ANSWER CHOICES	RESPONSES	
Help with Homework and Study Skills	50.67%	38
Use of Technology	16.00%	12
Understanding Test Scores	17.33%	13
College Admissions/Financial Aid	8.00%	6
Georgia Milestones	25.33%	19
English Learners	8.00%	6
Community Resources	12.00%	9
Basic Reading Skills	26.67%	20
Math Curriculum	26.67%	20
Science Curriculum	10.67%	8
English/Language Arts Curriculum	26.67%	20
Social Studies Curriculum	13.33%	10
Parenting Classes and Resources (discipline, attendance, health and wellness, etc.)	12.00%	9
Tutoring Services	30.67%	23
Advanced Placement (AP) Courses	10.67%	8
Infinite Campus	10.67%	8
Career Pathways	4.00%	3
Dual Enrollment	4.00%	3
Other (please specify)	6.67%	5
Total Respondents: 75		

#	OTHER (PLEASE SPECIFY)	DATE
1	None	3/2/2022 8:23 PM
2	Teacher/parent conference on phone	3/2/2022 8:18 PM
3	Sending age appropriate books home	2/18/2022 1:09 PM
4	I'm not sure. No complaints here	2/16/2022 11:46 AM
5	Teacher feedback. I literally asked how my child was doing in class and only got he's is performing on level. That's all.	2/10/2022 12:53 PM

## Q11 What topics do you think teachers and administrators need to discuss or learn more about to better support your family and help your student be successful in school?

Answered: 32 Skipped: 50

#	RESPONSES	DATE
1	I think the school is doing a good job with the way they are doing things	3/3/2022 8:27 AM
2	Reading	3/3/2022 7:48 AM
3	Learning activities	3/3/2022 7:03 AM
4	nothing	3/2/2022 9:52 PM
5	None	3/2/2022 8:23 PM
6	parent /teacher conferences	3/2/2022 8:18 PM
7	I feel like the curriculum that's being taught such as math is very difficult for some students and for some parents I wish the Math could be a little more understanding for everyone	3/2/2022 8:09 PM
8	None	3/2/2022 7:43 PM
9	They should have reviewed last years learning first since they were virtual.	3/2/2022 6:41 PM
10	Reading	3/2/2022 6:16 PM
11	N/A	3/2/2022 6:14 PM
12	Different ways of teaching	3/2/2022 6:13 PM
13	N/A	3/2/2022 6:12 PM
14	We have a broken home, and I'm going threw some legal issues, he has ADHD starting to show, ADHD and he tells me that he isn't challenged anymore ...	3/2/2022 5:00 PM
15	Not sure	2/19/2022 2:08 AM
16	Better communication skills with the parents	2/18/2022 1:09 PM
17	Everything has been great so far but just to remind the students each day to be kind to one another!	2/18/2022 11:12 AM
18	N/A	2/18/2022 11:12 AM
19	N/A	2/18/2022 11:10 AM
20	N/A	2/17/2022 7:31 AM
21	N/a	2/16/2022 6:31 PM
22	None I love Miller	2/16/2022 11:53 AM
23	I think y'all are doing a terrific job. Thank you ☺	2/16/2022 11:46 AM
24	I would like better communication from the teacher. I would like to know before progress reports if my child is struggling in a subject area and the steps that need to be taken so she can improve. This is a concern I have this year. I would also like to know what the criteria is for honor roll. My daughter has had A's and B's all school term but has not made honor roll. I feel constant communication with the teacher is lacking unless its initiated by me, the parent first. I have no idea how well she is doing or if she needs to work on a subject area until grades come home or progress reports. I think this puts a child at a disadvantage for progression.	2/15/2022 5:47 PM
25	Reading, shapes & math for after school homework or some type of homework that touches bases on all subjects.	2/10/2022 8:42 PM

## Houston County Title I Parent Satisfaction Survey

26	Not sure	2/9/2022 7:23 PM
27	N/A	2/9/2022 7:11 PM
28	I'd like to know what my child is doing on a more day-to-day basis. I know he goes to art and music, but I have no idea of one single thing he's done in either class all school year. It'd be cool to know so I could engage more with him.	2/8/2022 2:54 PM
29	Self control	2/8/2022 2:51 PM
30	Na	2/8/2022 10:33 AM
31	I'm satisfied	2/8/2022 10:15 AM
32	I'm satisfied	2/8/2022 10:14 AM