

Contact Information

Pottsville Elementary School | Pottsville School District

Principal: Shannon Lee Davis | Superintendent: Larry Wayne Dugger

87 South "B" Street Pottsville, AR 72858-

<http://pottsvilleschools.org> | (479) 968-2133

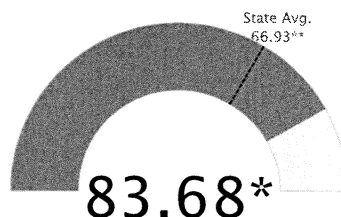
Student Information

Grades	K - 3	Total Enrollment	520
Black	0.77%	English Learners	5.19%
Hispanic	6.73%	Economically Disadvantaged	49.81%
White	91.73%	Students with Disabilities	18.27%

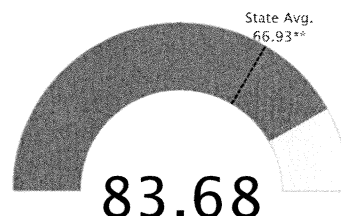
The Public School Rating System (A.C.A. § 6-15-2105) was suspended for the 2020-2021 school year by Act 89 of 2021

School Performance • ESSA School Index Score 2021

Adjusted* ESSA School Index Score All Students



Unadjusted ESSA School Index Score All Students



Learn more on ESSA School Index

*To ensure stakeholders can draw reasonable conclusions about school performance, two scores are reported for all students and subgroups of students. This promotes increased transparency and ensures the information on performance is meaningful and comparable as required by Section 1111(c)(4)(E)(ii) of the Every Student Succeeds Act.

Two scores reported (If both scores are equal the school tested 95% or more students):

- **Adjusted ESSA School Index score:** The Annual ESSA School Index Score follows the approved [ESSA Business Rules](#).
- **Unadjusted ESSA School Index score:** This score reflects school performance for full academic year students that were tested regardless of whether 95% of students tested. Please see percent tested below. These data should only be used to facilitate discussions regarding the impact of COVID-19.

**State Average of ESSA School Index Scores for Grade Span.

2020 - 2021 • Accountability At-a-Glance • Pottsville High School

Contact Information

Pottsville High School | Pottsville School District

Principal: Jonathan S. Bradley | Superintendent: Larry Wayne Dugger

500 Apache Drive Pottsville, AR 72858-

<http://pottsvilleschools.org> | (479) 968-6334

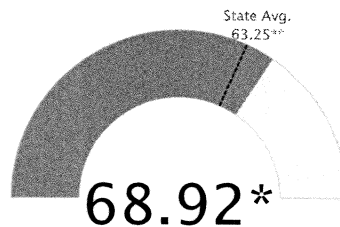
Student Information

Grades	10 - 12	Total Enrollment	372
Black	2.15%	English Learners	4.03%
Hispanic	8.06%	Economically Disadvantaged	31.45%
White	88.98%	Students with Disabilities	13.98%

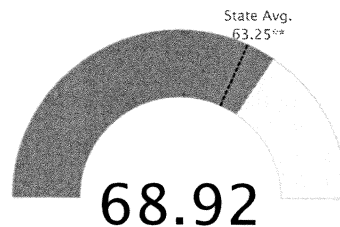
The Public School Rating System (A.C.A. § 6-15-2105) was suspended for the 2020-2021 school year by Act 89 of 2021

School Performance • ESSA School Index Score 2021

Adjusted* ESSA School Index Score All Students



Unadjusted ESSA School Index Score All Students



Learn more on ESSA School Index

*To ensure stakeholders can draw reasonable conclusions about school performance, two scores are reported for all students and subgroups of students. This promotes increased transparency and ensures the information on performance is meaningful and comparable as required by Section 1111(c)(4)(E)(ii) of the Every Student Succeeds Act.

Two scores reported (If both scores are equal the school tested 95% or more students):

- **Adjusted ESSA School Index score:** The Annual ESSA School Index Score follows the approved [ESSA Business Rules](#).
- **Unadjusted ESSA School Index score:** This score reflects school performance for full academic year students that were tested regardless of whether 95% of students tested. Please see percent tested below. These data should only be used to facilitate discussions regarding the impact of COVID-19.

**State Average of ESSA School Index Scores for Grade Span.

2020 - 2021 • Accountability At-a-Glance • Pottsville Junior High School

Contact Information

Pottsville Junior High School | Pottsville School District

Principal: Shane Thurman | Superintendent: Larry Wayne Dugger

250 Apache Drive Pottsville, AR 72858-

<http://pottsvilleschools.org> | (479) 968-6574

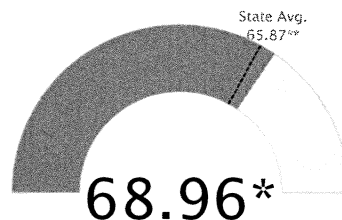
Student Information

Grades	7 - 9	Total Enrollment	450
Black	1.56%	English Learners	1.33%
Hispanic	8.00%	Economically Disadvantaged	36.22%
White	88.67%	Students with Disabilities	17.33%

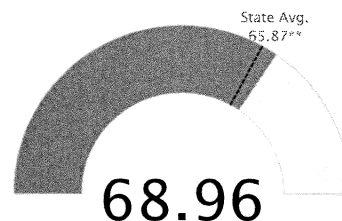
The Public School Rating System (A.C.A. § 6-15-2105) was suspended for the 2020-2021 school year by Act 89 of 2021

School Performance • ESSA School Index Score 2021

Adjusted* ESSA School Index Score All Students



Unadjusted ESSA School Index Score All Students



Learn more on ESSA School Index

*To ensure stakeholders can draw reasonable conclusions about school performance, two scores are reported for all students and subgroups of students. This promotes increased transparency and ensures the information on performance is meaningful and comparable as required by Section 1111(c)(4)(E)(ii) of the Every Student Succeeds Act.

Two scores reported (If both scores are equal the school tested 95% or more students):

- **Adjusted ESSA School Index score:** The Annual ESSA School Index Score follows the approved [ESSA Business Rules](#).
- **Unadjusted ESSA School Index score:** This score reflects school performance for full academic year students that were tested regardless of whether 95% of students tested. Please see percent tested below. These data should only be used to facilitate discussions regarding the impact of COVID-19.

**State Average of ESSA School Index Scores for Grade Span.

2020 - 2021 • Accountability At-a-Glance • Pottsville Middle Grade

Contact Information

Pottsville Middle Grade | Pottsville School District

Principal: Houston L Townsend | Superintendent: Larry Wayne Dugger

6926 River Road Pottsville, AR 72858-

<http://pottsvilleschools.org> | (479) 890-6631

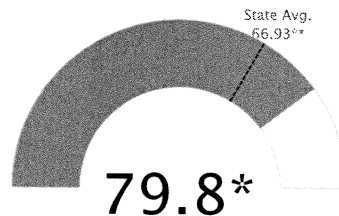
Student Information

Grades	4 - 6	Total Enrollment	426
Black	0.70%	English Learners	2.11%
Hispanic	7.51%	Economically Disadvantaged	43.19%
White	89.44%	Students with Disabilities	17.37%

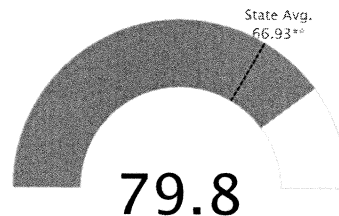
The Public School Rating System (A.C.A. § 6-15-2105) was suspended for the 2020-2021 school year by Act 89 of 2021

School Performance • ESSA School Index Score 2021

Adjusted* ESSA School Index Score All Students



Unadjusted ESSA School Index Score All Students



Learn more on [ESSA School Index](#)

*To ensure stakeholders can draw reasonable conclusions about school performance, two scores are reported for all students and subgroups of students. This promotes increased transparency and ensures the information on performance is meaningful and comparable as required by Section 1111(c)(4)(E)(ii) of the Every Student Succeeds Act.

Two scores reported (If both scores are equal the school tested 95% or more students):

- **Adjusted ESSA School Index score:** The Annual ESSA School Index Score follows the approved [ESSA Business Rules](#).
- **Unadjusted ESSA School Index score:** This score reflects school performance for full academic year students that were tested regardless of whether 95% of students tested. Please see percent tested below. These data should only be used to facilitate discussions regarding the impact of COVID-19.

**State Average of ESSA School Index Scores for Grade Span.