



Franklin County Middle School

Franklin County School District



236 Edison Street S
Meadville, MS 39653



Allen Barron
ABarron@fcsd.k12.ms.us

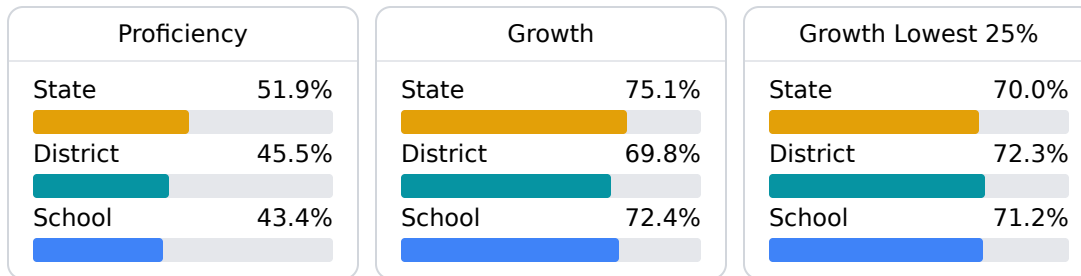
Identified for **Additional Targeted Support and Improvement**

School Accountability Grade Components

Mississippi's accountability system assigns "A" through "F" letter grades for schools and districts. Grades are based on student achievement, student growth, student participation in testing, and other academic measures.

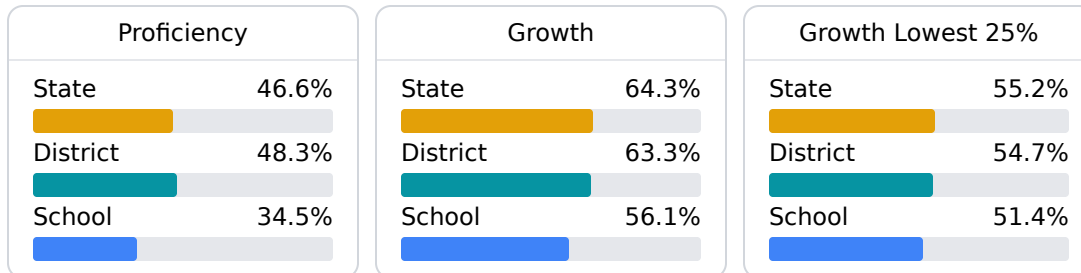
Math

Measurements of student performance on the statewide math assessment.



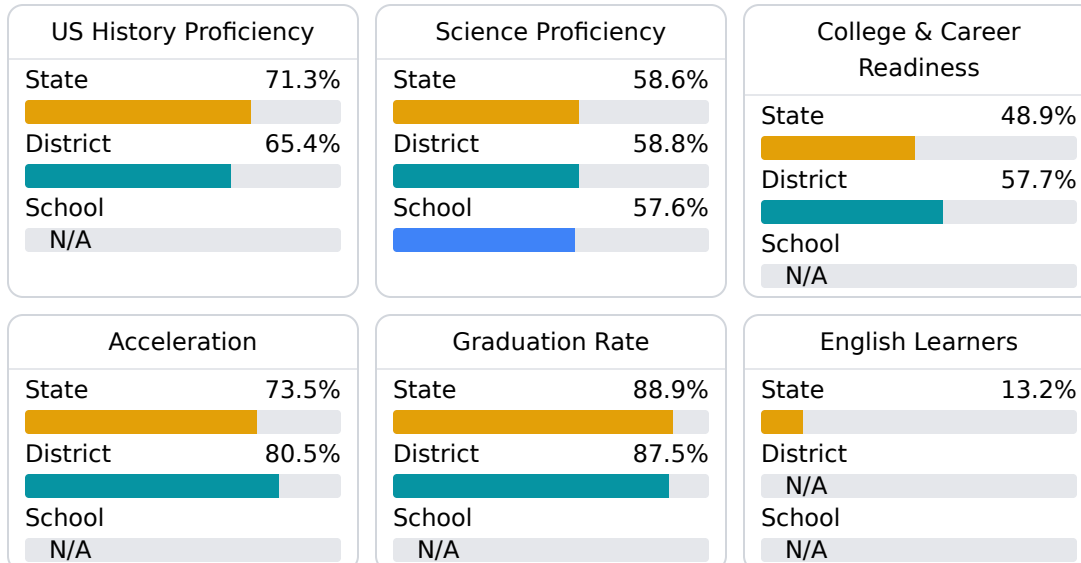
English

Measurements of student performance on the statewide English language arts (ELA) assessment.



Other Measures

Other measurements of student performance that factor into the accountability grade.



Teacher Data

14.4

Teachers



96.0%

Experienced Teachers

0.0%

Provisional Teachers

100.0%

In-Field Teachers

Detailed Assessment and Other Data

Student Performance

The following information shows each level of student performance on statewide assessments.

Math

Level 1	Level 2	Level 3	Level 4	Level 5
State 0-10%	State 11-20%	State 21-30%	State 31-40%	State 11-20%
District 0-10%	District 11-20%	District 31-40%	District 21-30%	District 11-20%
School 0-10%	School 21-30%	School 31-40%	School 31-40%	School 11-20%
Minimal	Basic	Passing	Proficient	Advanced

English

Level 1	Level 2	Level 3	Level 4	Level 5
State 8.3%	State 17.0%	State 29.7%	State 29.3%	State 15.7%
District 7.2%	District 16.0%	District 30.5%	District 31.1%	District 15.2%
School 9.5%	School 17.5%	School 39.0%	School 22.5%	School 11.5%
Minimal	Basic	Passing	Proficient	Advanced

Science

Level 1	Level 2	Level 3	Level 4	Level 5
State 11.4%	State 11.9%	State 20.8%	State 33.6%	State 22.3%
District 8.2%	District 12.9%	District 24.6%	District 34.6%	District 19.6%
School 6.9%	School 7.8%	School 28.4%	School 31.4%	School 25.5%
Minimal	Basic	Passing	Proficient	Advanced

Student Assessment Participation

98.5%

English Participation

97.1%

Science Participation

98.0%

Math Participation

Discipline

Other Data


21.1 %

Chronic Absenteeism