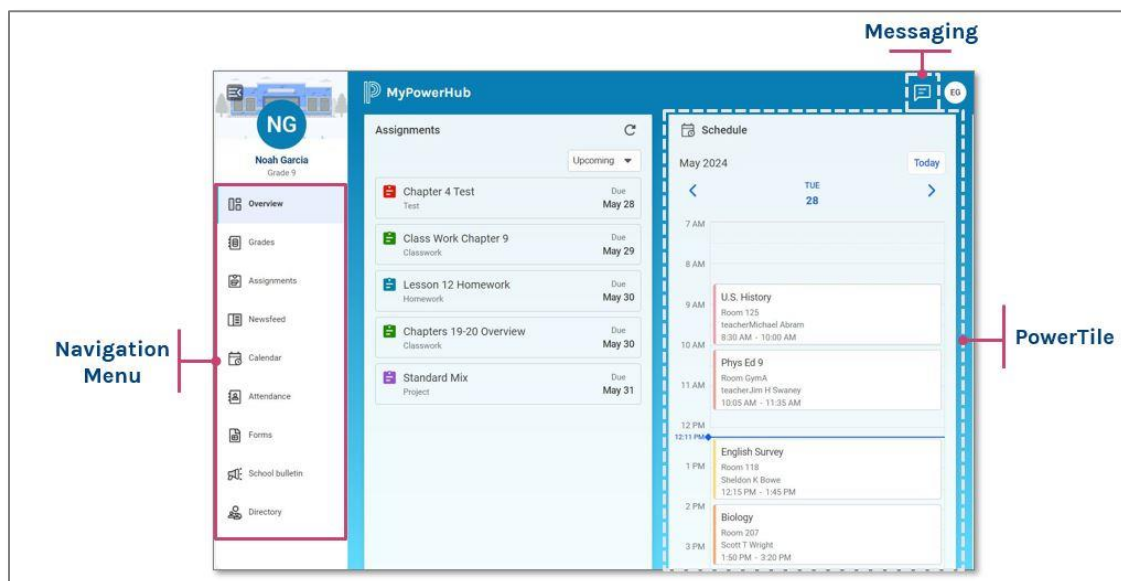


MyPowerHub Parent & Guardian Overview

MyPowerHub Overview

MyPowerHub brings together key information about your child(ren) from multiple PowerSchool tools, conveniently consolidated into one easy-to-access view. Effortlessly access grades, assignments, newsfeeds, two-way messaging, and more—all in a single, centralized hub. Key features of MyPowerHub are:

- **PowerTiles:** These dynamic tiles function as interactive hubs, bringing together data from a range of educational technology solutions into a single, convenient platform.
- **Centralized Location:** Find information on class schedules, grades, assignments, announcements, directory and more!
- **Access from Anywhere:** MyPowerHub is currently available through any web browser and is mobile-responsive, so can be easily viewed on a mobile phone or tablet as well.



MyPowerHub Parent & Guardian Overview

Login

Navigate to <https://mcpss.guardian.powerschool.com>

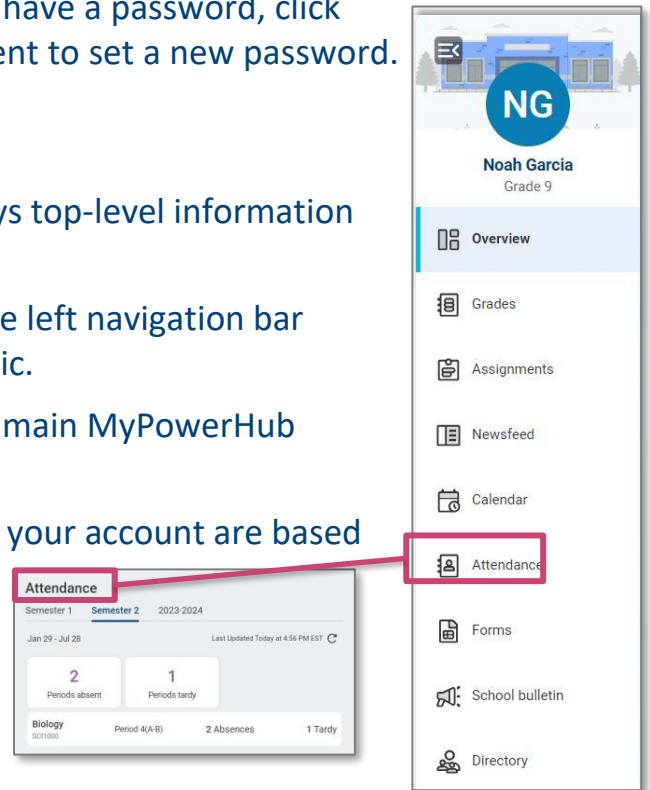
For Mobile Devices download the MCPSSConnect App

Enter the email you use for Online Registration/Schoology and click Continue. If you previously logged into Schoology, you will use the same password. If you get an invalid password, or don't have a password, click the "Forgot Password?" link and an email will be sent to set a new password.

Navigating MyPowerHub

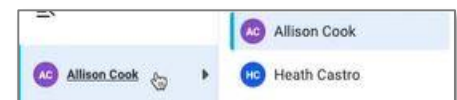
1. Within MyPowerHub, each **PowerTile** displays top-level information for at-a-glance consumption.
2. Selecting the **PowerTile menu item** within the left navigation bar will provide additional details about that topic.
3. Select **Overview** at any time to return to the main MyPowerHub view.

NOTE: The menu items and PowerTiles available in your account are based on the PowerSchool applications your district has purchased, so your menu items may vary.



Navigating Between Students

1. Toggle between students using the **Student Switcher** menu. Select the child's name, then select a different child to view corresponding information.



NOTE: If you have only one child associated with your PowerSchool account, you will not have a Student Switcher menu.

MyPowerHub Parent & Guardian Overview

Understanding Grades

The Grades PowerTile displays the most recent grades for the current term, synced with information available in PowerSchool SIS.

1. To view information from past terms, select **More Terms**, or select **Grades** from the left navigation bar.
2. Toggle between terms using the **navigation bar** within the Grades page.
3. Click on a **specific grade or class title** to view more information about grades for specific assignments or subject standards.

The screenshot displays the MyPowerHub interface for a parent/guardian. The user is Noah Garcia, Grade 9. The page is titled 'Grades' and shows the 23-24 GPA as 2.1110. The navigation bar includes tabs for S1, S2 (selected), 23-24, Year summary, and Past years. The main content area shows a list of classes for the term Jan 29, 2024 - Jul 28, 2024. The classes and their grades are:

Class	Period	Teacher	Grade	Percentage
Art (ART9)	Period 2(B)	teacherJason Lu...	D	65%
Biology (SCI1000)	Period 4(A-B)	Scott Wright	C+	79%
English Survey (ENG9)	Period 3(A)	Sheldon Bowe	B+	87%
Family Cons Sci (HEC9)	Period 3(B)	Colleen Lura	B+	89%
Open Media (OPmedia)	Period 1(B)	Steve Accatino	C	73%
Phys Ed 9 (PE09)	Period 2(A)	teacherJim Swan...	B	86%
U.S. History (SOC1000)	Period 1(A)	teacherMichael A...	A-	95%

MyPowerHub Parent & Guardian Overview

Understanding Assignments

The Assignments PowerTile displays the upcoming assignments for all the student's classes in one list, sorted by due date, with the soonest due date first. Assignment data is synced with the information in PowerSchool SIS.

- To view information from past terms, select **More Assignments**, or select **Assignments** from the left navigation bar.
- Toggle between Upcoming, Recent and Missing using the **navigation bar** within the Assignments page. This information is also available within the Assignments PowerTile drop-down menu.
- Navigate to specific course assignments through the **Courses drop-down menu**.
- Click on the **Assignment Title** to view more information.

The screenshot displays the MyPowerHub interface for a parent/guardian. The user is Noah Garcia, Grade 9. The main section is titled 'Assignments' and features a dropdown menu set to 'All Courses'. Below this, there are tabs for 'Upcoming', 'Recent', and 'Missing', with 'Upcoming' selected. A refresh button indicates the data was last updated today at 12:32 PM America/New_York. The assignments are listed under two categories: 'Today' and 'This week'. The 'Today' category includes 'Chapter 4 Test' (Test) due on Tue, May 28. The 'This week' category includes 'Class Work Chapter 9' (Classwork) due on Wed, May 29; 'Lesson 12 Homework' (Homework) due on Thu, May 30, marked as 'Late'; 'Chapters 19-20 Overview' (Classwork) due on Thu, May 30; 'Standard Mix' (Project) due on Fri, May 31; and 'Lesson 12 Group Project' (Group Project) due on Fri, May 31. The left navigation bar includes links for Overview, Grades, Assignments (highlighted), Newsfeed, Calendar, Attendance, Forms, School bulletin, and Directory.

Assignment Title	Type	Due Date
Chapter 4 Test	Test	Tue, May 28
Class Work Chapter 9	Classwork	Wed, May 29
Lesson 12 Homework	Homework	Thu, May 30
Chapters 19-20 Overview	Classwork	Thu, May 30
Standard Mix	Project	Fri, May 31
Lesson 12 Group Project	Group Project	Fri, May 31

MyPowerHub Parent & Guardian Overview

Understanding Attendance

The Attendance PowerTile displays a list of dates, attendance codes, and classes for which the student was marked absent or tardy during the current school year. Attendance data is synced with the information available within PowerSchool SIS.

1. To view information from past terms, select **Attendance History**, or select **Attendance** from the left navigation bar.
2. Toggle between terms using the **navigation bar** within the Attendance page.
3. View **total absences and tardies** in the summary chart.
4. Click the **class title** to view specific dates the student was absent or tardy.

The screenshot displays the MyPowerHub interface for a parent/guardian. The user is Noah Garcia, Grade 9. The main content area is titled 'Attendance' and shows data for Semester 2, 2023-2024, from Jan 29 to Jul 28. The summary shows 2 periods absent and 1 period tardy. A table lists the class 'Biology (SCI1000)' in Period 4(A-B) with 2 Absences and 1 Tardy. The 'Attendance' link in the left navigation bar is highlighted.

Class	Period	Absences	Tardy
Biology SCI1000	Period 4(A-B)	2 Absences	1 Tardy