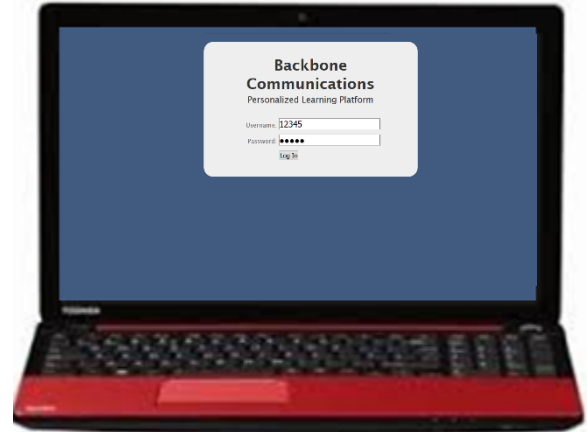


**Accessing SchoolsPLP**  
[sjusd.schoolsplp.com](http://sjusd.schoolsplp.com)

Login with your given username and password.



Notice each column heading:

<b>Students</b>	<b>On Track</b>	<b>Behind</b>	<b>Far Behind</b>	<b>Disengaged</b>	

Click the top of each column to reorganize it.

Search...

Your Teaching

RECENTLY VIEWED

- World History Semester 2
- US History Semester 1
- Government (0.5 Credit)
- Algebra I Semester 1
- World Geography Semester 1
- Payne Hathaway (PHathaway)
- Physics Semester 2
- Geometry Semester 2
- English IV Semester 1

**Teacher:** 51 students - 1 working now  
15 lessons this week - 86.7% mastered first try

Current Activity | **Progress Tracking**

Name	Students	On Track	Behind	Far Behind	Disengaged	
					PD	FD
Algebra I Semester 1	3	1	0	2	2	2
Algebra I Semester 2	1	1	0	0	0	0
Algebra II Semester 1	0	0	0	0	0	0
Algebra II Semester 2	0	0	0	0	0	0
Aquatic Science Semes...	21	13	2	6	7	7
Aquatic Science Semes...	4	2	0	2	1	1
Art History Semester 1	2	2	0	0	0	0
Art History Semester 2	2	2	0	0	0	0
Biology Semester 1	4	3	1	0	1	1
Biology Semester 2	2	1	0	1	0	0
Chemistry Semester 1	1	1	0	0	0	0

Click on the current activity tab to see classroom progress and information on students' current activities and switch from This Week to Today. Notice Latest Activity for real-time data on all your students.

Click on a blue class name to access course info.

Current Activity
Progress Tracking

Name	Students	Working Now	This Week <small>(see today)</small>		
			Hours Worked	Lessons Finished	Mastered First Try
Algebra I Semester 1	3	0	0.0	0	0.0%
Algebra I Semester 2	1	0	0.0	0	0.0%
Algebra II Semester 1	0	0	0.0	0	0.0%
Algebra II Semester 2	0	0	0.0	0	0.0%
Aquatic Science Semes...	21	0	0.2	0	0.0%
Aquatic Science Semes...	4	1	2.7	6	83.3%
Art History Semester 1	2	0	0.0	0	0.0%
Art History Semester 2	2	0	0.0	0	0.0%
Biology Semester 1	4	0	0.0	0	0.0%

### Latest Activity

today, 4:21 pm, Ki : less than a minute on Lesson 9: Aquatic Birds in Aquatic Science Semester 2

---

today, 4:21 pm, Ki : **A (100.0%)** on Lesson 8: Benthos (Continued) in Aquatic Science Semester 2

---

today, 3:57 pm, Ki : **F (15.2%)** on Lesson 8: Benthos (Continued) in Aquatic Science Semester 2

---

today, 2:56 pm, Mz : 6 minutes on Lesson 3: Conversions and Scientific Notation in Aquatic Science Semester 1

Each student in the current classroom is listed with their hours worked and last login. When you click on the Progress Tracking Tab notice each student's average grade of the lessons worked as well as progress bars.

## Algebra I Semester 1

Current Activity
Progress Tracking
Gradebook

Name	This Week <small>(see today)</small>			Last Activity
	Hours Worked	Lessons Finished	Mastered First Try	
H	0.0	0	0.0%	Dec 21
Pi	0.0	0	0.0%	Dec 3
W	0.0	0	0.0%	Nov 16 '17

When reading progress bars, the light grey bar equals 100% of the time allotted, the dark grey bar represents where the student should currently be, and the green, orange, or red bars represent the student being on track, or falling behind.

## Algebra I Semester 1

3 students - 0 working now  
 0 lessons this week - 0.0% mastered first try


Current Activity
Progress Tracking
Gradebook

Name	DE	Progress	Grades	This Week			Last Week		
				Hours Worked	Lessons Finished	Mastered First Try	Hours Worked	Lessons Finished	Mastered First Try
Ha	FD	<div style="width: 100%; height: 15px; background-color: #ccc; position: relative;"><div style="width: 20%; height: 100%; background-color: #f00;"></div><div style="width: 10%; height: 100%; background-color: #800;"></div><div style="width: 10%; height: 100%; background-color: #008000;"></div></div>	C	0.0	0	0.0%	0.0	0	0.0%
Po		<div style="width: 100%; height: 15px; background-color: #ccc; position: relative;"><div style="width: 10%; height: 100%; background-color: #008000;"></div></div>	B	0.0	0	0.0%	0.0	0	0.0%
Wz	FD	<div style="width: 100%; height: 15px; background-color: #ccc; position: relative;"><div style="width: 20%; height: 100%; background-color: #f00;"></div><div style="width: 10%; height: 100%; background-color: #800;"></div><div style="width: 10%; height: 100%; background-color: #008000;"></div></div>	B	0.0	0	0.0%	0.0	0	0.0%

Click on the Gradebook tab to access the gradebook for the classroom. Click on scores to access more information. The scores with a red background indicate an assignment was turned in after the due date.

Current Activity		Progress Tracking		Gradebook							
GRADES		MASTERY		UNIT SUMMARY			FOR ME				
Name ^	🚩	Score	Grade	Unit 1					🔍 Quiz 1		
				🔍 Lesson 1 - Introduction to Science	🔍 Lesson 2 - History of Science	🔍 Lesson 3 - The Scientific Method	🔍 Lesson 4 - Activity (Report on a				
				81.41%	B	83.27%	79.16%	94.9%		100%	84.7%
				76.98%	C	72.72%	77.08%	90%		100%	86.08%
				96.6%	A	95.45%	91.66%	95%		100% 🗨️	88.87%
				90.28%	A	95.45%	100%	100%		75% 🗨️	93.75%
80.39%	B	72.72%	100%	84.9%	100%	85.04%					


**Student View:** Students login at the same URL then click Work on this course to launch their coursework.



**Overview**

K. Reid's Classroom

**Economics (0.5 credit)**

 Work on this course

Start: Jul 28, 2017, Due: Jul 31, 2018  
 0 lessons finished today in 0.0 minutes  
 0 lessons finished this week in 0.0 minutes


0 of 55 lessons finished

Grade: ▲ (0.0%)

Credits: 0.00 / 0.50

K. Reid's Classroom

**English IV Semester 2**

 Work on this course

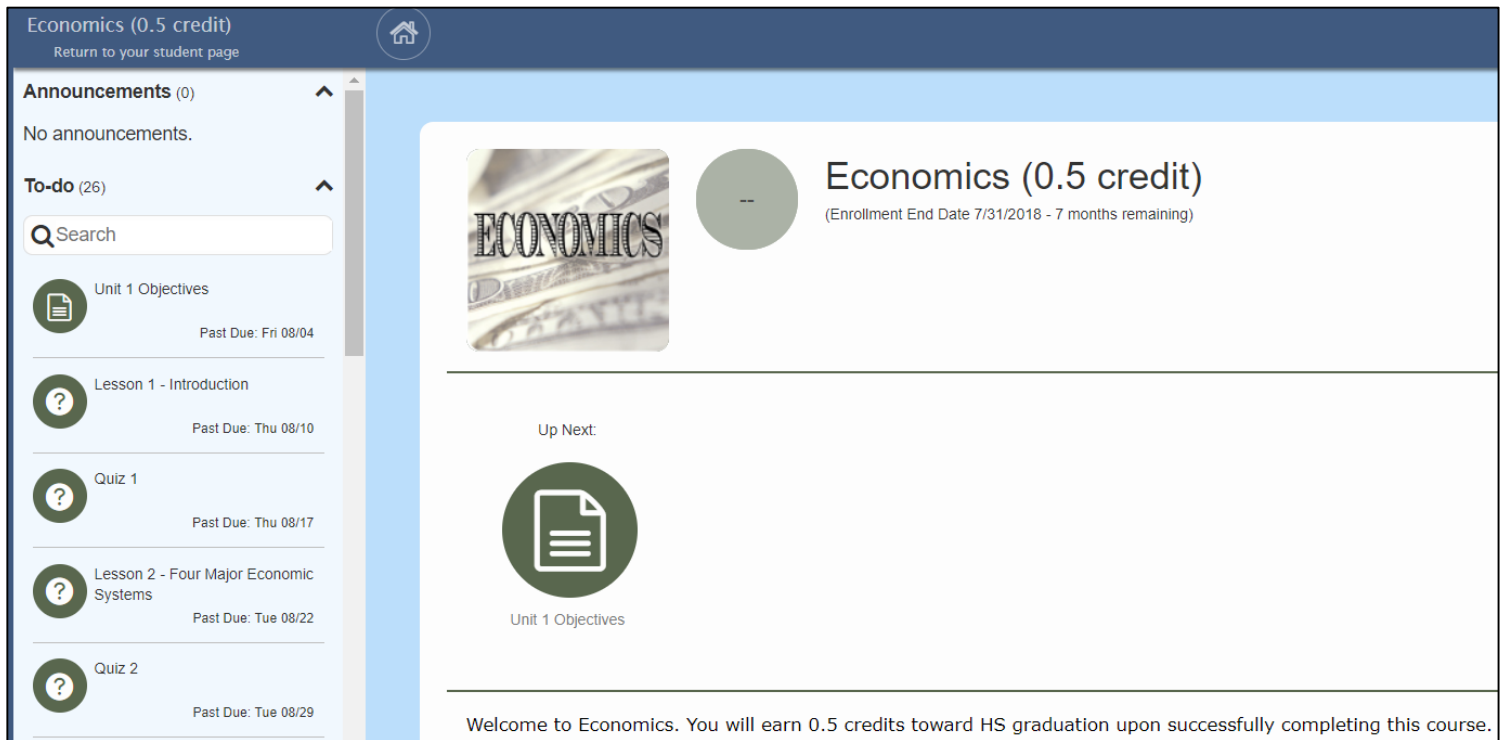
Start: Jan 4, 2018, Due: Jul 2, 2018  
 0 lessons finished today in 0.0 minutes  
 0 lessons finished this week in 0.0 minutes

0 of 74 lessons finished

Grade: ▲ (0.0%)

Credits: 0.00 / 0.50

Students access coursework on the left-hand side and click Return to your student page to view current scores.

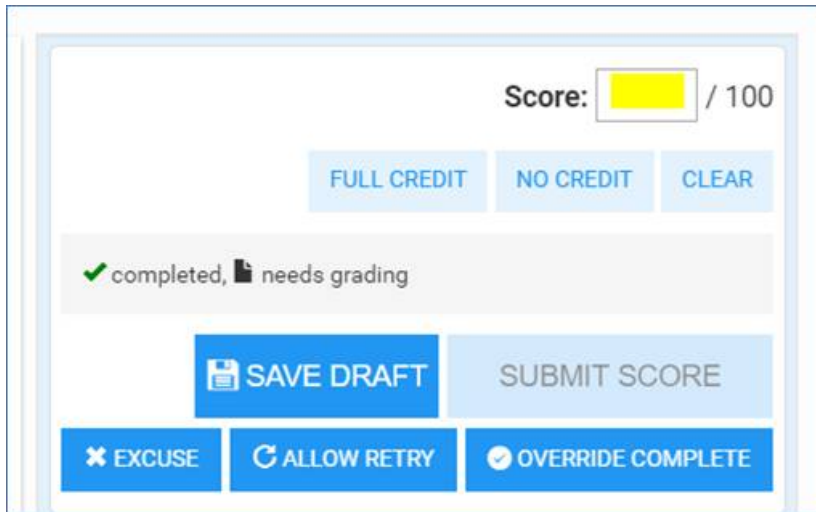


### How to Grade Student Assignments

Most assignments are graded by the system, however written work will need to be scored by a teacher or grader. Click on a course name and select the gradebook tab. If an assignment needs to be graded, you will see a paper icon in the gradebook. Click on the icon to open the Grade Editor window.

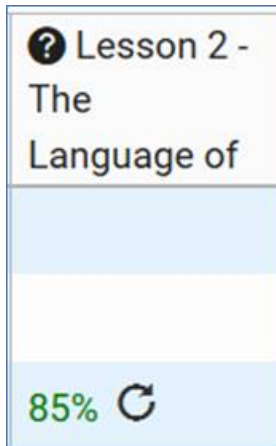
Progress Tracking		Gradebook			
UNIT SUMMARY			FOR ME		
				Origins of Our Government	
				Assignment: Origins of Our	Quiz: Origins of Our Government
		83.33%	B		83.33%
		83.33%	B		83.33%

After viewing the work to the left inside the pop-up window, type a score into the score field or choose Full Credit or No Credit. Once you have given the student a score, click Submit Score.



### How to Reassign Lessons/Quizzes

Teachers can reassign quizzes in the same way. Once the grade editor box pops up, click Allow Retry. A circular arrow icon will appear in the grade book to indicate that the student's test was reassigned.



### How to skip specific assignments

In the gradebook, teachers can excuse students from an assignment (see grade editor box pic above) An X will appear in the gradebook if a student has been excused.

### Hiding Assignments in the Course Editor

Teachers can hide assignments from all students in a course by changing the visibility.

Teachers can also delete a lesson or activity if they prefer to teach that skill through direct instruction/blended learning.

Teachers can hide lessons for specific students if they first create a group, assign a student to the group, and edit group settings. (See group handout).

To access the Course Editor, click the Course Setup link at the right-top. Next, click the Open the course... link at the top to edit the course in a new tab.

0 students - 0 working now  
0 lessons this week - 0.0% mastered first try  
[Course Setup...](#)

1C - American Government  
Default Length: 180 real days from enrollment  
[Open the Course Editor in a New Tab...](#)

Click the eyeball icon to hide assignments from students.

Click the pencil icon to edit.

Click the three-dot icon to access Preview or Delete.

Navigation bar: SYLLABUS, PROJECTS, WEIGHTS, ACTIVITY LIST, SCHEDULING, GROUP SETTINGS

- News forum
- Origins of Our Government
- Theories of Government

### Changing Passwords

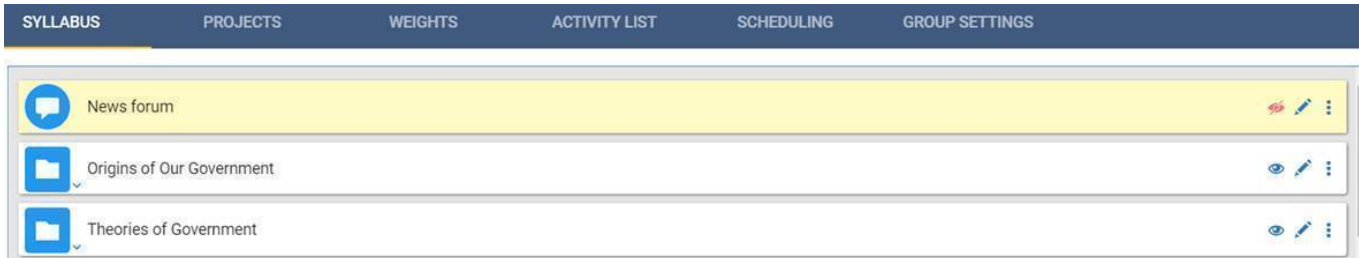
0 students - 0 working now  
0 lessons this week - 0.0% mastered first try  
[Course Setup...](#)

# 1C - American Government

Default Length: 180 real days from enrollment

Open the Course Editor in a New Tab...

Click the pencil icon to edit a quiz and you can access the password settings.

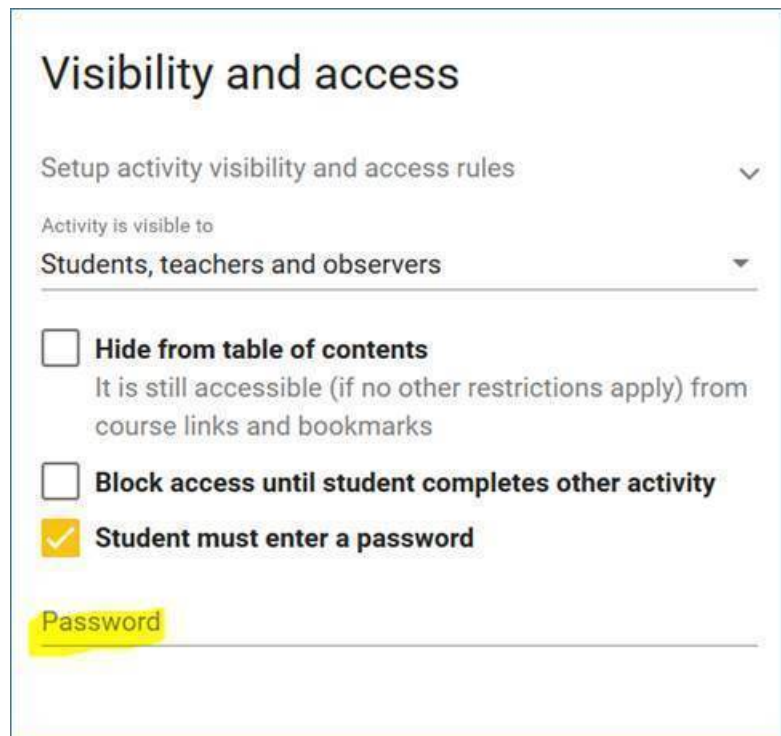


The screenshot shows a navigation bar with tabs: SYLLABUS, PROJECTS, WEIGHTS, ACTIVITY LIST, SCHEDULING, and GROUP SETTINGS. Below the navigation bar is a list of activities:

- News forum (with a speech bubble icon)
- Origins of Our Government (with a folder icon)
- Theories of Government (with a folder icon)

Each activity has a pencil icon and a three-dot menu icon on the right side.


You may see an encrypted password, which is not the actual password. You can type over it and save or delete it and save it blank.



The screenshot shows the 'Visibility and access' settings for an activity. The settings are:

- Setup activity visibility and access rules (dropdown arrow)
- Activity is visible to: Students, teachers and observers (dropdown arrow)
- Hide from table of contents  
It is still accessible (if no other restrictions apply) from course links and bookmarks
- Block access until student completes other activity
- Student must enter a password
- Password (text input field)

You can also bulk edit passwords in the Activity List for the course by choosing the assessments you want to password protect and clicking the pencil icon.



The screenshot shows the course editor interface with the 'ACTIVITY LIST' tab selected. The navigation bar includes: SYLLABUS, PROJECTS, WEIGHTS, ACTIVITY LIST, SCHEDULING, and GROUP SETTINGS. On the right side of the navigation bar, there are icons for a wrench, a magnifying glass, a trash can, and a pencil.