



## Amite County High School

Amite County School District



600 Irene St  
Liberty, MS 39645



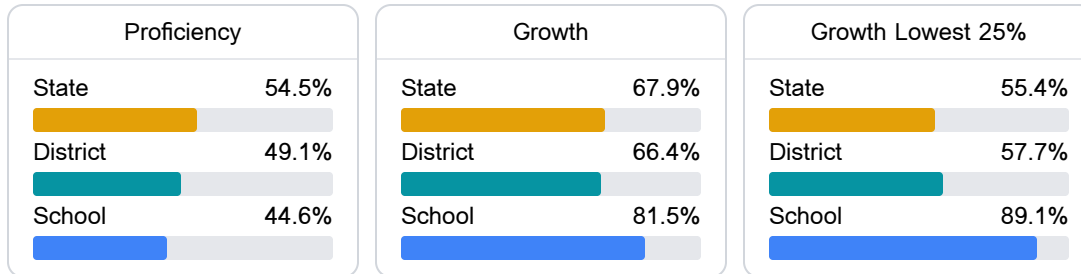
EDWARD TATUM  
etatum@amite.k12.ms.us

### School Accountability Grade Components

Mississippi's accountability system assigns "A" through "F" letter grades for schools and districts. Grades are based on student achievement, student growth, student participation in testing, and other academic measures.

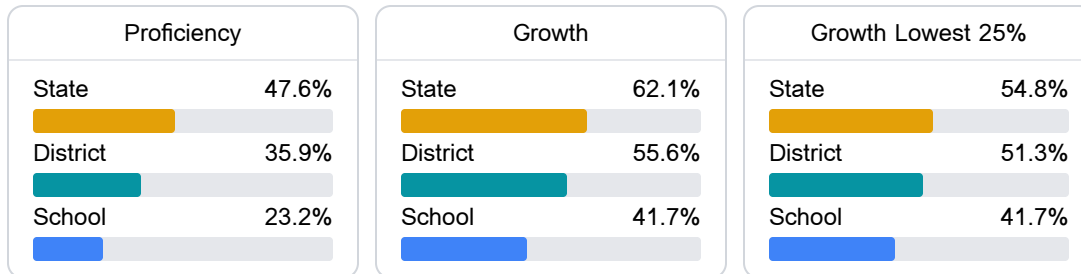
#### Math

Measurements of student performance on the statewide math assessment.



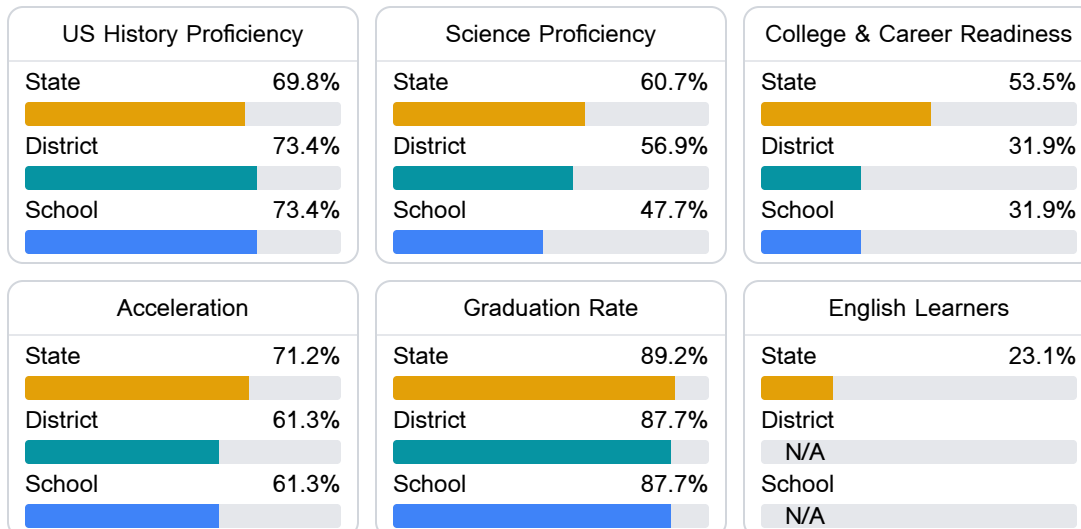
#### English

Measurements of student performance on the statewide English language arts (ELA) assessment.



#### Other Measures

Other measurements of student performance that factor into the accountability grade.



Detailed Assessment and Other Data

Student Performance

The following information shows each level of student performance on statewide assessments.

Math

Level 1		Level 2		Level 3		Level 4		Level 5	
State	0-10%	State	11-20%	State	21-30%	State	31-40%	State	11-20%
District	0-10%	District	11-20%	District	31-40%	District	21-30%	District	11-20%
School	N/A	School	0-10%	School	41-50%	School	41-50%	School	0-10%
Minimal		Basic		Passing		Proficient		Advanced	

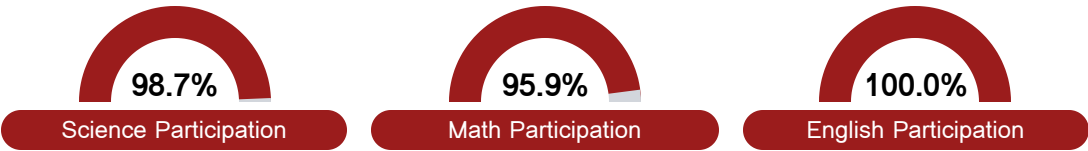
English

Level 1		Level 2		Level 3		Level 4		Level 5	
State	8.8%	State	16.5%	State	29.4%	State	29.5%	State	15.9%
District	9.8%	District	24.8%	District	32.8%	District	22.8%	District	9.8%
School	13.2%	School	34.1%	School	35.2%	School	12.1%	School	5.5%
Minimal		Basic		Passing		Proficient		Advanced	

Science

Level 1		Level 2		Level 3		Level 4		Level 5	
State	12.3%	State	11.8%	State	20.1%	State	33.9%	State	21.9%
District	9.7%	District	17.5%	District	21.2%	District	33.6%	District	18.0%
School	14.7%	School	25.3%	School	18.7%	School	33.3%	School	8.0%
Minimal		Basic		Passing		Proficient		Advanced	

Student Assessment Participation



Other Data



37.0 %

Chronic Absenteeism